

Association of College and Research Libraries
Budget & Finance Committee Pre-Annual 2022 Virtual Meeting

June 2, 2022
10:00 AM to 12:00 PM (CT)

[Zoom Login](#)

Agenda

Time	Item (Document number follows topic and presenter)
10:00–10:05 a.m.	1.0 Welcome and introductions (Allen)
10:05–10:10 a.m.	2.0 Meeting recorder assignments (Allen) The committee will be reminded of recorders and their deadline for submitting meeting notes to the compiler in order for the compiler to submit the committee's final document by the ACRL meeting highlights deadline. <ul style="list-style-type: none"> • June 2: _____ • June 26: _____ • Minutes due to Carolyn: July 15, 2022 • Compiler B&F Chair: Carolyn Henderson Allen
10:10–10:12 a.m. Action	3.0 Adoption of the Agenda (Allen) The Budget and Finance Committee will review and take action on its agendas.
10:12–10:15 a.m. Action	4.0 Approval of 2022 LibLearnX Minutes (Allen) #1.0 The committee will consider and take action on its minutes from the 2022 ALA LibLearnX.
10:15–10:35 a.m. Information/Discussion	5.0 ACRL FY23 Budget (Allen/Malone) #2.0, #2.1, #4.0, #5.0 The committee will receive an update on ACRL's FY23 budget and have the opportunity to discuss and ask questions before making a recommendation to the Board.

Time	Item (Document number follows topic and presenter)
10:35–11:05 a.m. Information/Discussion	6.0 Choice FY23 Budget (Rachel Hendrick) #3.0, #3.1, #4.0 The committee will receive an update on Choice’s FY23 budget and have the opportunity to discuss and ask questions before making a recommendation to the Board.
11:05– 11:10 a.m. Action?	7.0 FY23 Budget Approval (Allen) The committee will consider if it if would like to take action to make a recommendation to the ACRL Board of Directors on the FY23 budgets for ACRL and Choice. If the committee chooses to postpone, action would be taken later this summer.
11:10– 11:20 a.m.	Break
11:20–11:40 a.m. Discussion	8.0 Prepare for ALA Operating Agreement & Proposed LTI Mandate (Allen/Malone) #6.0 The committee will prepare for its meeting on June 26 with ALA Treasurer and ALA Operating Agreement Work Group co-chair Maggie Farrell and will discuss if there are questions or comments they would like to share with Farrell. The committee will also have an opportunity to discuss the proposed LTI mandate, including the ACRL/PLA letter, and ask questions regarding implications for ACRL.
11:40 a.m. –12:00 p.m.	9.0 New Business/Next meeting <ul style="list-style-type: none"> • Discussion of any new business • Next meeting reminder: ALA Annual Conference, June 26, 08:00 AM - 11:30 AM (ET), Renaissance, Meeting Room 08 & 09, Washington, DC
12:00 p.m. Action	10.0 Adjourn (Allen)

Association of College and Research Libraries
Budget and Finance Committee Meeting
ALA Annual Conference 2022 | Washington, DC

June 26, 2022, 8:00 to 11:30 AM (ET)
Renaissance, Meeting Room 08 & 09

Agenda

Time	Item (Document number follows topic and presenter)
8:00–8:05 a.m.	11.0 Welcome (Allen) The assigned recorder and deadline will be reviewed. <ul style="list-style-type: none"> • June 2 virtual meeting: Nathan Hall • June 26 in-person meeting: Robert McDonald • Minutes due to Carolyn: July 15, 2022 • Compiler B&F Chair: Carolyn Henderson Allen
8:05–8:30 a.m. <i>Information</i>	12.0 ALA Operating Agreement Work Group (Maggie Farrell) 12.0 The Committee will receive an update and have an opportunity to ask questions for ALA Operating Agreement Work Group Co-Chair and ALA Treasurer Maggie Farrell.
8:30–8:55 a.m.	13.0 ACRL Budget and Finance
8:30–8:40 a.m. <i>Information/Discussion</i>	<ul style="list-style-type: none"> • FY20 & FY21 Financial Reports (Allen) #9.0 The Board will have an opportunity to ask questions about the combined FY20 & FY21 financial report published in June 2022 and added as supplementary files to the Annual Report in the December 2021 issue of <i>C&RL News</i>.
8:40–8:55 a.m. <i>Information/Discussion</i>	<ul style="list-style-type: none"> • FY22 2nd Quarter Report and Projections (Allen/Malone) #7.0, #7.1 The Committee will receive an update and have the opportunity to ask questions regarding ACRL's FY22 2nd quarter report and FY22 projections.
8:55–9:10 a.m. <i>Information/Discussion</i>	14.0 Choice Budget & Finance (Rachel Hendrick) #3.2, #8.0 The Committee will receive an update and have the opportunity to ask questions regarding Choice's FY22 2nd quarter report and FY22 projections.
9:10–9:25 a.m.	Break

Time	Item (Document number follows topic and presenter)
9:25–9:40 a.m. Discussion	15.0 Report & Work Plan (Allen) #10.0, #10.1 The Committee will review its current work plan to help inform the year-end report, which will be completed by the chair. The Committee will also discuss work plan items for next year.
9:40–9:55 a.m. Information/Discussion	16.0 Development (Malone) #11.0 The Committee will receive information on a Development idea from ACRL Executive Director Jay Malone.
9:55–10:05 a.m.	17.0 Recognition of outgoing Budget & Finance members (Allen/Malone) <ul style="list-style-type: none"> • Carolyn Henderson Allen, Budget & Finance Chair • Erika Dowell • Kristen Grace Totleben • Erin L. Ellis
10:05–10:20 a.m.	18.0 Executive Session (Malone) The Committee will review and take action on an action regarding a business decision.
10:20–11:29 a.m.	19.0 New Business (Allen)
11:29–11:30 a.m.	20.0 Passing of the Gavel (Allen)
11:30 a.m. Action	21.0 Adjournment (Mocnik)

ACRL Budget & Finance Committee Document Inventory

Annual Conference 2022

Black = included in packet

Blue = new documents

Red = pending

Doc #	Document
Doc 1.0	ACRL B&F Committee Minutes: LLX22
Doc 2.0	ACRL FY23 Preliminary Budget Memo
Doc 2.1	ACRL FY23 Preliminary Budget
Doc 3.0	Choice FY23 Preliminary Budget Memo
Doc 3.1	Choice FY23 Preliminary Budget
Doc 3.2	Choice Five Year Projections Workbook
Doc 4.0	FY23 Budget Assumptions for ACRL & Choice
Doc 5.0	ACRL Five-year Budget Plan
Doc 6.0	ALA Executive Board Liaison Update
Doc 7.0	ACRL FY22 Memo (actuals through January 2022)
Doc 7.1	ACRL FY22 Report (actuals through January 2022)
Doc 8.0	Choice FY22 Memo & Report
Doc 9.0	FY20 & FY21 C&RL News Financial Narrative and Report
Doc 10.0	Budget & Finance Committee Report & Work Plan
Doc 10.1	FY22 Pie Charts
Doc 11.0	B&F Discussion Form: Development
Doc 12.0	ALA Operating Agreement Work Group Document
Doc 13.0	Budget & Finance/Board Action Form: Executive Session (confidential; sent via email)
Doc 13.1	Executive Session Attachment A (confidential; sent via email)
Doc 13.2	Executive Session Attachment B (confidential; sent via email)
Doc 13.3	Executive Session Attachment C (confidential; sent via email)
Doc 13.4	Executive Session Attachment D (confidential; sent via email)
Doc 13.5	Executive Session Attachment E (confidential; sent via email)
Doc 13.6	Executive Session Attachment E (confidential; sent via email)

FYI Documents

FYI #	Document
FYI-1	ACRL Plan for Excellence
FYI-2	ALA Executive Board Agendas
FYI-3	ALA Endowment Trustee Report AC22
FYI-4	ALA Endowment 5% Spending Payout

**ACRL Joint Board/Budget & Finance (B&F) meeting
February 1, 2022
10:00 AM-12:00 PM CST**

Proceedings

Present: Carolyn Henderson Allen, Chair; Erika Dowell; Robert McDonald; Nathan Hall; Madhu Kadiyala; Binh Le; Scott Mandernack; Kristine L. Reed; Kristen Totleben; Joe Mocnik; Jay Malone, Executive Director Ex-Officio; Julie Garrison, President; Erin Ellis, Vice President; Jon Cawthorne, Past-President; Jacquelyn Bryant; Faye Chadwell; Kim Copenhaver; April Cunningham; Jessica Brangiel; Yasmeen Shorish; Cinthya Ippoliti; Mary Mallery

Guests: José Aguiñaga, Maggie Farrell, Beth McNeil

Staff: Allison Payne, Elois Sharpe; Mary Jane Petrowski; David Free; Margot Conahan; Kara Malenfant; Mark Cummings; Erin Nevius; Lauren Carlton; David Connolly

I. 1.0 Welcome and Minutes (Carolyn Henderson Allen)

Kristen Totleben is the notetaker for the first half of the meeting and Nathan Hall is the notetaker for second half. No additions or changes to the agenda.

II. 2.0 Individual Membership Dues (Petrowski) #A, #A.1 The Board and Committee discussed individual dues rates for FY23. Membership due changes are made in consideration of changes to the HEPI Index. HEPI released its annual report in December and increased to 2.7% in 2021. Petrowski recommended to increase current membership rate from \$69 to \$71. For retired members, increase dues to \$1, making it \$46. We have a student category, and this is the third and last year of a reduced student rate of \$5. It is anticipated that there will be a larger increase for next year, as inflation is increasing.

2018 membership survey- 18% of our members have dues paid by their employer and most pay out of pocket. Is ALA considering a dues increase? ALA Membership Committee is considering an increase due to the rising consumer price index. International members pay the same dues as US members. Organizations pay \$125 per year for membership. Do the Divisions ever coordinate their rates in concert with ALA? Each division has these discussions internally and not a conversation across ALA. ALA is looking at reducing member categories down to four categories. In 2023 there is potential to recommend an increase. Down the road, there may be a movement to standardize dues across divisions. There have been recommendations that division memberships should be the same across the association. Membership is also looking at possible bundles. Last year was a \$1-2 increase, keeping up with inflation. [Maggie Farrell's full talking points](#).

B&F approved Petrowski's proposal to increase personal memberships to \$71 for professionals and \$46 for retired members. Board member Shorish suggested an amendment to the current motion at the table, reducing membership proposal to \$1 rather than \$2. No comments. No change to retiree proposal but having \$1 increase to professional

members. What would be the potential impact of hearing the reduction proposal. ACRL Board approved Shorish's proposal to increase Membership dues to \$1 and keeping Petrowski's suggestion of \$46 for retired members. Board approved this motion, followed by Budget and Finance approving this decision. ACRL membership will be \$70.

- III. 3.0 Joint Board/B&F EDI Working Group (Allen) #B, #B.1, #B.2, #B.3, #B.4, #B.5, #D** The group reviewed the final report and discussed recommendations from the Joint Board/Budget & Finance Equity, Diversity and Inclusion Working Group that examined ACRL finances with an EDI lens. Carolyn Henderson Allen, who chaired the EDI Working Group, summarized the report. Reports examines financials across every aspect of how ACRL supports EDI and social justice; a look at how diversity actually plays out in the Association. This includes, among others, affiliates, BIPOC community associations, strategic plans, and editorial boards. It is acknowledged that there is broad support given the resources that ACRL has for investments for trying to change the paradigm to EDI. A few major concerns found by the Working Group: Ensure that there is some degree of equity across the board. Currently, looking at the budget and how it is presently arranged was not a productive or accurate way of insuring that we're being consistent in the application of funding. Allen referred to the FY18-FY21 Spreadsheet. It is proposed that we change the budgeting process to align with how we fund the EDI initiatives, allocating \$150,000 to various EDI activities over the course of the year. EDI line items would give consistent measurement from one year to the next. A contingency amount could be allowed.

The Working Group looked at the 2020 ACRL Trends and Statistics Questionnaire. The Working Group recommended that we identify ethnicities within institutions to establish benchmarks. Awards were tricky to assess because the Working Group could not find the data on all awards. It is recommended that we create a mechanism for award data to be captured so that it can then be reviewed. It is recommended to capture the ethnic makeup of our institution. With this data, ACRL can begin to develop a system of outreach for participation. It would be helpful to include any budget information relative to EDI in the infographic.

ACRL currently does not track retention of membership. It would be good to know what the retention rates are and the categories of individuals who are dropping out. Outreach programs for retirees, young professionals, and others could then be more compelling.

Looked at all workplans- extraordinary across the board. There are good EDI goals across the division but not measurable. Make EDI working plans more specific and goal-oriented; otherwise, no follow-through happens. Committees are very heavily Caucasian. We'd like to see more diversity in committees. We don't know the makeup of our membership. Duplication of programs is an issue. ACRL should consider offsetting costs by streamlining efforts, foster better collaboration across groups. Designing outreach for BIPOC community and ensuring that language we use is consistent with best practices and in line with ACRL's EDI statements. Recommendations for doing this are outside of the task force's purview. Would also like to raise awareness of salary disparities among librarians. There is a task

force being developed for this, to look at ACRL Models for Excellence for all institutions, not just ARLs.

Regarding the lack of diversity around appointments to committees, is there any movement in procedures towards appointing members for participation? When we receive pool of volunteers, individuals who identify themselves as person of color, they get put on every committee. We try to pull back and not overload an individual. Some of the lack of diversity has to do with the pool of volunteers we have. Appointments Committee is doing direct outreach to members who received free membership- BIPOC and affiliates such as BCALA, etc. to share info about opportunity. Being very mindful that demographic information is optional and there is a very large spreadsheet of members interested in committees. Identify new volunteers or those who tried a few times to get into committees. Identify stronger relations with ethnic caucuses. EDI may be a focus. It's important to not just have goals, but what are the measures to see progress.

Be more systematic and intentional about increasing diversity in committees. Two Task Forces can address this: compensation and how nominations occur. Editorial Boards- there is duplication by design, but we have missed the mark, as we don't have diverse voices submitting material. Work being done in smaller institutions is just as significant, if not more, because they have less resources. It is recommended to put a plan in place to get more diverse voices in our publications. Having liaisons to affiliate groups. In 2016-2017, the editorial boards conducted a demographics survey of their composition before the Core Commitment was adopted. The same names repeat across the EBs due to ex-officio appointments. Make a plan, make a unified effort and have a communication exchange.

Identify areas where we support EDI, such as Spectrum Scholarship Support, so we can allocate money and track it. The money is given to support EDI but not tracked.

Action form D: Recommended action is that ACRL Board of Directors approves B&F using line item allocations to measure \$150,000 of EDI funding. Approved.

Break

4.0 BARC/ALA Exec. Board Liaison (Maggie Farrell) #C, #C.1, #C.2 The group will receive an update on ALA Finances and the ALA Operating Agreement working Group from ALA Treasurer and ACRL's liaison from the ALA Budget Analysis & Review Committee (BARC) and ALA Executive Board.

1. *FY21 (finished August 2021)*
 - a. Audit release coming up
 - b. Net revenue: \$1.1 million
 - c. Positive variance of \$2 million, though deficit had been projected, with declining revenue from no conferences and declining membership
 - d. ACRL \$700K net revenue projected

- e. Choice \$300K net revenue projected
 - f. Following audit release, budget prep for FY23 will open in the next week
- 2. *FY22 review*
 - a. 1st quarter report due in 2 weeks
 - b. Concern that Lib Learn X not projected to meet forecast revenue, though participation was high
 - c. ALA has been and will continue to adjust expenses to match revenue
- 3. *FY23*
 - a. Prelim budget will be examined in April and June, and then finalized in Fall
- 4. Budget objectives passed:
 - a. align revenue and expenses to work in tandem
 - b. increased revenue sources
 - c. focus on rebuilding membership base
 - d. Continue to develop budget surplus and contingencies and financial stability
 - e. metrics for budget
 - f. 75% of budget goes to member services
- 5. Budget assumptions, developed by ALA management
 - a. 2% salary increase for staff
 - b. No change to overhead rate
- 6. Technical goals for ALA management:
 - a. Increasing membership to 18% market share
 - b. Strengthen and diversify revenue streams to 6
 - c. Centralize aspects of association, such as continuing ed
- 7. Achievements
 - a. New CFO, Dina Tsourdinis
 - b. Assets strengthened
 - c. Expenses reduced
 - d. 2 payroll protection loans totaling \$6.2 million (loans forgiven)
 - e. Revenue from grants, foundation gifts, and private gifts
- 8. *ALA Operating Agreement working Group*
 - a. Proposal to remove overhead charged to divisions. which just moves money between different aspects of operation
 - b. These expenses currently pay for central services like IT and Legal.
 - c. Impacts on divisions and ALA will be discussed at a future date

5.0 Next steps/New Business (Allen)

No new business

6.0 Meeting Adjourned

ACRL Budget and Finance Committee
February 3, 2022
10:00 AM - 12:00 PM CST

Proceedings

Present: Carolyn Henderson Allen, Chair; Jay Malone, Executive Director Ex-Officio; Erin Ellis, Vice President; Erika Dowell; Kristen Totleben; Madhu Kadiyala; Robert McDonald; Valrie Minson; Nathan Hall; Joe Mocnik

Guest: Julie Ann Garrison, President

Not Present: Jacquelyn Bryant, ACRL Division Councilor; Budget and Finance Members: Binh P. Le, Scott Mandernack, Kris Reed

Staff: Mark Cummings, CHOICE Editor and Publisher; Allison Payne, ACRL Program Manager for Strategic Initiatives; Mary Jane Petrowski, ACRL Associate Director; Elois Sharpe, ACRL Program Coordinator; Erin Nevius, Content Strategist; Kara Malenfant, Senior Strategist for Special Initiatives; Margot Conahan, Manager of Professional Development; David Free, Editor-In-Chief of C&RL News/Senior Communications Strategist; Rachel Hendrick, to serve as CHOICE Interim Editor and Publisher

1.0 Welcome and Introductions (Allen)

ACRL Budget and Finance Chair Carolyn Henderson Allen welcomed attendees to the meeting.

2.0 Assign/Review Recorders (Allen)

Recorder: Nathan Hall, Erka Dowell

3.0 Adoption of Agenda (Allen)

Kristen Totleben made motion to approve as presented.

Valerie Minson seconded the motion.

The motion passed unanimously.

4.0 Approval of minutes from September 2021

Erika Dowell made motion to approve minutes

Nathan Hall seconded the motion

The motion passed unanimously

5.0 Debrief of Joint Board/B&F & ALA Finance Meetings (Allen)

Maggie Farrell, ALA Treasurer, BARC Member and liaison to the Executive Board provided updates on the ALA finance strategies.

It was noted that the American Library Association desires to increase to membership to 56,000 adding 19,000 new members to reach the goal of approximately 18% market share.

The ALA plans to Increase collaborations with affiliate groups to develop and engage in cooperative programs that will benefit each organization and potentially create opportunities for ACRL to increase its membership.

ALA goal is to align revenue and expenses and continue to build in contingencies in order to develop budget surpluses. Greater focus on financial stability utilizing metrics to establish future budgets.

A closer look at conference expenditures and revenues will determine future goals utilizing data that may potentially aid in stabilizing future budgeting practices.

Greater emphasis will place greater emphasis on education and training noted as desired by the membership.

The overhead for FY23 is set at 26.5%. However, there is a need to clearly define how ALA manages and determines overhead, and what changes may occur as a result of a revised operating agreement. The last change to operating agreement was 1989. The committee plans to reach out to the ACRL Board and B&F committee as progress is made.

Close attention shall be given to the LTI utilization by ALA and the Divisions.

The PPP funding during the pandemic of \$6.2 M in FY 20-21 helped to replace lost in-person conference revenue.

Net revenue for FY21 \$1.1 million.

6.0 Review of Progress on B&F Committee's Work Plan (Allen) #2.0

Allen noted that the B&F workplan goals were met with the exception of receiving timely budget reports due to financial exigencies and the COVID19 pandemic.

The B&F Workplan structure is to support the financial needs of committees, working groups, communities of practice and special programming that enrich academic libraries at all levels. It is important that ACRL remains mindful to include inclusive programming that will engage community colleges, tribal colleges and HBCU's.

It was suggested that B&F consider adding social justice to workplan. Allen reiterated that it will be necessary to have the Board make the decision to add this component to the Core Commitment.

However, a broader look at systemic issues, and the need for more conversation and action programming about EDI are ongoing needs and unconscious bias.

The workplan was accepted as written.

7.0 ACRL Finances (Malone)

FY21: Malone indicated that final FY21 audit report should come in week or two, and is expected to be pretty close to the numbers circulated to the committee. The net final position is 334% better than projected due to staff furloughs (4 weeks) and the federal Payroll Protection Program (PPP) loans, which not do not need to be repaid. The PPP loan covers a September-to-September period and so a prorated portion is represented in the FY21 budget. Revenue and expenses were both down due to no in-person conferences. This also had a positive effect on the organization's carbon footprint.

FY22: As well, Q1 of this fiscal year is delayed. The new ALA Chief Financial Officer, Dina Tsourdinis comes from a higher education background, and Malone is optimistic that financial reporting will become timelier. The objective is to have timely monthly reports which will be useful to operations in a way that quarterly reports are not. Joblist had a good first quarter. There is still significant uncertainty regarding income and expenses for FY22. For instance, will the RBMS Conference take place in person at Yale this June? We are still waiting for Yale to decide. If this conference switches to virtual only, it will have a significant impact on FY22.

FY23: Budget assumptions are in the meeting document packet. Thank you to Alison and Mark for the careful analysis. One change to the budget environment going forward is that we expect inflation to be

up considerably more than originally projected. The net asset balance spend down continues. For FY23, we are projecting a \$205,799 deficit, which is unusual for a year with the ACRL Conference.

Conferences are a big risk for ACRL and other organizations in the current economic environment. Many organizations are concerned about virtual/in-person hybrid conferences since they could contribute to not meeting room block commitments, etc., costing the organization money. The tension is that virtual meetings are good for access, but present financial risk for the in-person conference.

Q: Are we doing a hybrid meeting?

Malone: What do we mean by hybrid? If it means that some content is available online, then yes.

Conahan responded that ACRL is thinking about hybrids very seriously. We are hoping the RBMS Conference at Yale will be a pilot for what a hybrid conference could be. It would include virtual participation in real time, some recorded content, and some online only content. The software is called Pathable.

Malone indicated that a major concern about hybrid conferences is cost. Providing true interactivity in real time can have significant extra AV costs. The RBMS Conference would use a "cheaper" model of a hybrid conference. Garrison noted that the Charleston Conference did a "cheaper" version in 2021 and it was disappointing to many attendees. Malone indicated that the ACRL conference planners are working hard on ways to enhance the virtual attendee experience.

Malone reminded the group of the ALA budget construction timeline. ALA BARC will look at budgets in late February or March. Divisions will work on final budgets for discussion at ALA Annual, and the budgets will be approved at the division and ALA levels in the fall.

Malone remarked that he and Mark Cummings have weekly meetings and that he is grateful for Mark's work.

8.0 Choice Finances (Cummings)

Cummings shared slides to illustrate his remarks.

FY21: Cumming noted that CHOICE's actual net revenue of \$415,439 is misleading due to the credit of \$322,388 in PPP loans. The real net revenue is \$93,051. Choice operated in the black due to staff furloughs which were equivalent to a 7.7% pay cut for the fiscal year. Cummings hopes that ALA will do something on behalf of staff salaries now that repayment of the PPP loans is waived. Sources of revenue remain the same and they follow the same trends as in recent years. Subscription revenue was down 10%. Sponsored content was up 16%. Royalties are stable.

Advertising and sponsored content rose from 19% of income to 33% over the last 8 years. Library subscription spending represents 47% of income down 7% from 2019. CHOICE is annually funding its deficits from its net asset balance.

In ALA's effort to create a new operating agreement, ACRL should pay attention to the proposal that would eliminate the net asset balance. If that aspect of the plan is adopted, who would make decisions about deficit spending? Where would start-up funds for new initiative come from? And what role would the ACRL Board or ACRL committees play in those decisions? It could result in a big loss of autonomy for the division.

FY22: All running as expected on the income side. Expenses are hard to evaluate since timely financial reporting is not available from ALA at this time.

FY23: Shifts in revenue will continue. The ccAdvisor product will be deprecated in Sept 2022. For now, annual subscriptions are not being renewed and an announcement about the wind-down of the project will be announced publicly later.

Traditional advertising will continue to decline. Sponsored content will be the driver of growth. Since FY16, CHOICE has cut 22% of its budget (about \$600K). Further cuts would impact critical operations. CHOICE goals include making Choice360.org a project with its own profit/loss tracking, building new content in Choice360 (articles, interviews, blogs, webinars, etc.), and sustaining that content through sponsorship and advertising.

In pursuit of these goals, CHOICE is reducing the number of reviews published each year, filling an open editorial position, and expanding the range of topics it addresses to engage new sponsors. CHOICE is investigating new strands of content like the “Towards Inclusive Excellence” strand that began last year. The new strand will likely be about technology and libraries. Strands are supported by sponsors. User engagement with Choice360.org is growing but it needs to be translated into income.

FY23 expectations are that revenue will remain flat. Payroll costs will increase, as will costs for outside services (paid editors and contributors for the content strands). Choice will pay \$301,955 to ALA in overhead.

Malone asked about the possibility of Choice engaging more with public libraries. He noted the podcast interview with Martha S. Jones whose book, *Vanguard: How Black Women Broke Barriers, Won the Vote, and Insisted on Equality for All* (Basic Books, 2020), was banned by a Louisiana public library board. Cummings noted that there are challenges with CHOICE forging alliances with other parts of ALA. It is isolated geographically, has separate operations, and has a different purpose. ACRL has members. CHOICE has customers.

Allen asked if this committee could help in any way. Cummings did not see any way the committee could help but had some hope that the cross-functional teams created by ALA Executive Director Tracie D. Hall could offer some opportunities.

Cummings also credited CHOICE’s history as contributing to its lack of integration with the larger organization. CHOICE started as a magazine. It was located on the east coast for a reason. Over time it has developed a mission that is more separate from ACRL. And in many ways, CHOICE prizes its autonomy.

Allen asked if webinars were a point of common interest between ACRL and CHOICE. Cummings noted that the format is the same, but ACRL webinars are considered continuing education. While CHOICE webinars are advertising. The content is developed in completely different ways, not bubbling up from the membership, but instead a salesperson goes to a big vendor and asks, would you support a webinar on this topic?

Dowell asked does CHOICE’s mission change as the operations change. Cumming said, yes, the mission used to focus on collection development, now it has become broader as in the new Toward Inclusive Excellence content strand. The mission of supporting academic libraries is still the same. Even the review part of the operation is changing its purpose. By reducing the number of reviews, CHOICE plans to make the reviews longer and more analytical, more like the *New York Review of Books*. These reviews would serve a different purpose, not informing collection development so much as serving the academy as a whole.

9.0 New Business (Allen)

No new business was brought forward.

10.0 Adjourn (Allen)

The meeting adjourned at 11: 56 PM CST.



To: ACRL Budget and Finance Committee, ACRL Board of Directors

From: Jay Malone, Executive Director

Date: May 20, 2022

Re: Overview of FY23 Budget

Executive Summary

ACRL	FY23	FY21	FY21	FY21	FY19	FY19	FY19
	Budget	Actual	\$ Variance	% Variance	Actual	\$ Variance	% Variance
Opening		\$2,581,390			\$3,430,260	(\$1,586,243)	-46%
Revenues	\$4,264,949	\$3,229,958	\$1,034,991	32%	\$5,115,731	(\$850,782)	-17%
Expenses	\$4,408,764	\$2,443,625	\$1,965,139	80%	\$5,234,167	(\$825,403)	-16%
NET	(\$143,815)	\$786,332	(\$930,147)	-118%	(\$118,436)	(\$25,379)	21%
Ending balance	\$1,700,201	\$3,367,722	(\$1,667,521)	-50%	\$3,311,824	(\$1,611,623)	-49%
Mandated Reserve	\$886,316	\$990,533	(\$104,217)	-11%	\$989,273	(\$102,957)	-10%

Odd years reflect conference years.

ACRL FY23 Budget Overview

The FY23 budget (Doc 9.1) was developed by staff based on the FY23 budget assumptions (Doc 11.0) that were reviewed and approved by the ACRL Budget & Finance Committee and ACRL Board of Directors in Fall 2021. The Board and Budget & Finance Committee typically review the preliminary budget in January and take action at ALA's Annual Meeting. The Board and B&F will review at Annual and have the option to postpone taking action until late summer. Please note that after Budget and Finance and the Board had reviewed the preliminary budget, and after all ALA had units submitted their budgets, ALA requested that units deduct discretionary expenses so that the ALA budget showed a slight surplus. ALA directed ACRL to deduct \$219,438. Some of these deductions are mentioned below.

ACRL's finances are treated as a two-year cycle: even-numbered fiscal years are expected to have some deficit (some of which covers the planning expenses for the next ACRL Conference), whereas odd-numbered fiscal years would typically, but not always, show net revenues that cover all planning expenses from the previous year, as well as excess revenues to support member programs and services. It is important to note that excess revenues grew to such an extent (these operating reserves have grown to almost \$4.7M in FY2018), that the

Board launched a 5-year plan, where these NABs would be used to launch initiatives and to offset costs. And while the NABs exist on paper, the ALA launched a working group several years ago to examine the operating agreement between the divisions and ALA and the future of the divisions' NABs is uncertain, calling into question whether or not we can draw on NABs to cover deficits. Budgeting for FY23 is further complicated because it is difficult to predict how major revenue streams, such as the biennial conference, will perform.

Net Asset Balance

As mentioned above, to better situate a discussion of preliminary FY23 revenues and expenses, let's consider the FY23 ending net asset balance (NAB), which is also called the Operating Reserve. These funds represent budget surpluses that have accumulated over the years. These surpluses arose from successful biennial conferences, from frugality brought on by the Great Recession of 2008, and from other savings measures. In the preliminary budget the opening net asset balance is \$1,844,017, which is \$957,701 above the mandated operating reserve¹. The projected NAB is considerably less than FY18's \$4,687,946, which reflects the board's decision to spend down the NAB to fund programs and initiatives (see below). The Board and Budget and Finance Committee have practiced careful financial stewardship by reviewing the budget annually and by having more fulsome discussions during the spend-down years.

Prior to spending down the net asset balance, ACRL had kept a larger beginning balance. ACRL did this primarily for two reasons: 1) it provides flexibility and gives the Board resources to tap into to support the development of new initiatives and 2) should there be an extraordinary event, such as an ACRL Conference cancellation or major disruption to attendance, there would be money on hand to sustain the organization. Members need to be clear that the biennial conferences represent our largest risk. Due to savvy planning by our conference team of Margot Conahan and Tory Ondrla and assistance from ALA's lawyers, we were able to avoid substantial penalties in moving the 2021 Seattle conference to an online venue. Such penalties typically run into the high 6 figures and this does not include lost revenue, staff time, etc. Conference insurance can sometimes ameliorate this risk but few insurers will be covering pandemics moving forward. The past two years have underscored this risk.

Investment Budget History

After reviewing the FY15 net asset balance the Budget & Finance Committee, Board, and staff agreed that more of this money needed to be put to work investing in programs and services that meet member needs, as well as setting some aside in ACRL's Long Term Investment (LTI - endowed funds held by ALA) to increase that particular revenue stream. Over the last few years, ACRL put that money to work investing in programs, such as a research agenda on the value of academic libraries, services/education (including developing a database/sandbox) around use of the new Framework for Information Literacy for Higher Education; development of a research agenda for scholarly communications; investment in Project Outcome for Academic Libraries and in Benchmark, two programs shared with the Public Library Association; developing curriculum for RoadShows; investments in scholarships to ACRL professional development events (in addition to those donated by individuals); investments in ACRL's LTI; and a transfer to CHOICE to support the development of new products. To spend down ACRL's net asset balance, the Board has approved the Budget and Finance Committee's recommendation for a deficit budget since FY18.

¹ 1998 ALA policy requires an average of one-quarter of the last four year's expenses and while it is not clear if this policy is still in force, ACRL adopted its own policy to the same effect. Source: ACRL Board, July 1986, January 1991, revised June 1997. One quarter of the average for expenses FY18-FY21 is \$886,316.

As we look at FY23, let's first consider ACRL's three standard revenue streams:

- **Membership**

- In recent years, the number of ACRL members has been in a steady decline despite efforts at retention. Personal memberships in FY2023 are expected to increase over the FY22 level by 1.54% to 7,626 (of which 7,432 are paying members). ACRL has historically increased dues as guided by the Higher Education Price Index (HEPI). Budget and Finance had suggested a \$2 increase (based on a HEPI inflation that was calculated in the fall of 2021). Due, in part, to the higher inflation rate that was evident in Feb 2022 and the impact that this would have on members, the board voted to increase dues by just \$1.

- **Publications:**

- Publications are budgeted as increasing slightly (4%) from FY22. We hope to continue to increase publications revenues to return to pre-pandemic levels; however, some shifts in purchasing trends may be longer term. Choice, C&RL News, C&RL, Non-Periodical Publications, and Statistics all show increases. The exception is the journal, RBM, which we expect will see about a 35% drop from FY22 to FY23 due to falling subscriptions.
- At Midwinter 2020, the Board approved the transition of *C&RL News* to an online-only publication model beginning with the January 2022 issue. The cessation of print had budgetary implications, as described below.
- In FY19, ACRL recategorized its advertising revenues to distinguish between those that appear in a publication that is a perquisite of membership and those that do not. The policies between ALA and its membership divisions (aka the "operating agreement") allow division journal advertising that is included in a membership publication to be free of overhead payments. Most of ACRL's advertising is online in an open access format and does not qualify for this exemption from overhead. For *C&RL News* alone that adds an expense of over \$65,000 to the budget to pay ALA overhead on the many online opportunities that we have created to support advertising.
- Because of the sustained stronger than expected ALA JobLIST classified ad sales in FY22, staff have projected an \$80K increase over FY22.
- Due to client feedback, ACRL Benchmark underwent a wholesale revision in FY22, as we moved services provided by the vendor Counting Opinions into a new format. We continue to revise that format, making revenue projections difficult to predict. The preliminary budget saw an expected increase in FY23, with \$216,000 versus \$193,036 in FY22 budgeted for subscriptions. These improvements continue to attract customers and that increase now stands at \$228,299. As we consider potential revenue factors, such as possible licensing agreements, it is hoped that we will be able to increase this amount in a future iteration of the budget.
- Project Outcome revenues had originally been forecast to increase to \$16,125 in FY23 versus \$6,750 in FY22. That revenue projection now stands at \$13,685.

- **Education:**

- ALA launched a new education platform in Nov 2021 and the results of this change are still being evaluated. When compared to FY21, education revenue is budgeted to more than double but that is premised on an in-person meeting in 2023 (the biennial meeting is classed under education). Overall, like with other revenue streams, it is expected that education will see gradual growth to rebuild to pre-pandemic levels. FY23 assumes a transition to safe travel and group gatherings (with no vaccination requirements, which are expensive to enforce), but with reduced demand and

budget for in-person events and increased demand for online events. This resumption of safe travel is assumed for our Road Shows and for our Immersion programs.

- Staff are reviewing ACRL eLearning webcasts and online courses. The new ALA pricing structure where we lost our \$295 group rate, where our ALA and Nonmember rates were reduced due to the standardized pricing, and where bulk purchase discounts became effective with two registrants, has us budgeting some \$32K less revenue than FY22. Once we receive some updated performance reports for FY22, we may revise these revenue numbers.

It is evident how dependent ACRL is on revenue from its professional development programs, especially its biennial conferences. To offset dependency on a single revenue area, ACRL must continue to seek for ways to diversify its revenue. ACRL looks to expand newer revenue streams in areas such as licensed workshops, consulting, and digital advertising in the forms of sponsored e-blasts, digital ads, etc. as well as identify new products and services needed by the profession. ACRL has always benefited from the in-kind donations of time and talent from its membership, which make it possible for ACRL to offer such a wide array of programs and services. As ACRL carefully considers expenses for FY23, the Board and Budget and Finance Committee should also keep in mind possible future discussions on membership participation and financial support in regard to equity, diversity, and inclusion.

Preliminary FY23 Expenses

In this preliminary FY23 budget, ACRL hopes to continue to spend down the net asset balance. ACRL may not be able to continue to fund as many new ideas as it has in the past or to continue projects past an initial pilot year.

The FY23 budget provides support for many of these initiatives:

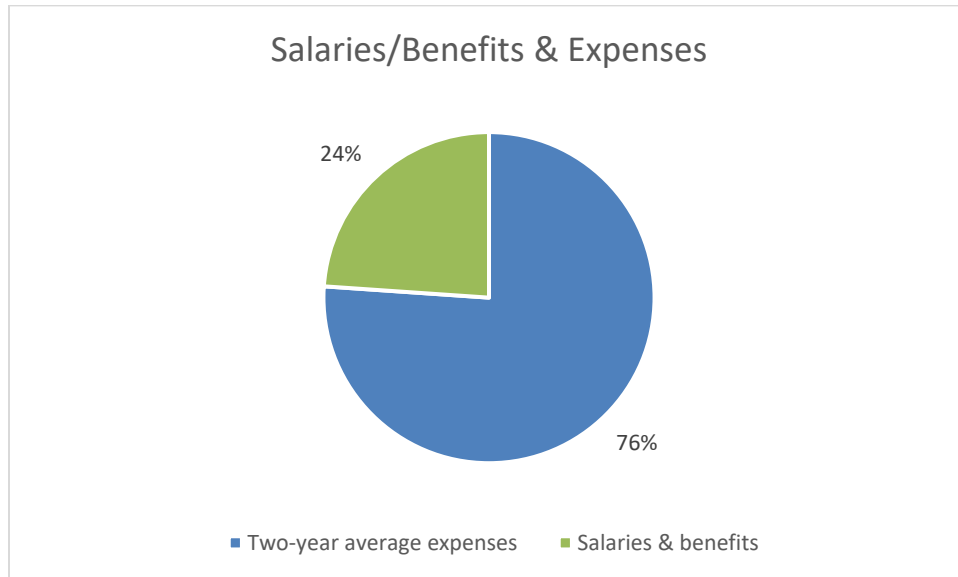
- \$88K to support the Research and Scholarly Environment goal which includes \$2K for 1 OpenCon scholarship, and approximately \$25K to pay for ACRL's membership in other organizations. Due to budget constraints, we are proposing elimination of ACRL's membership in the Library Copyright Alliance (\$28,000);
- more than \$100K is budgeted to further ACRL's Value of Academic Libraries initiatives, which includes more than \$92K for Project Outcome;
- more than \$200K is budgeted for initiatives around student learning (most of the expenses in this figure are related to the various immersion programs which are offset by the projected registration revenues);
- More than \$20K is budgeted to support ACRL's new roles and changing landscape initiative.
- \$99K is budgeted for scholarships, which includes support for the RBMS Conference, and Immersion program, as well as \$14K to support three Spectrum Scholars and \$3K to support three ALA Emerging Leaders;
- Over \$54K of direct expenses to support ACRL's Core Commitment to Equity, Diversity and Inclusion. Additional support for EDI is included in other projects throughout the budget. For example, scholarships for underrepresented groups are included in the scholarships project. We are confident that the total amount spent on EDI will meet or exceed the \$150K goal set by the Budget and Finance Task Force, which made this an objective;
- More than \$7K is budgeted to support the creation of new roadshow curricula.

Salaries & Benefits

As standard ACRL practice, in the initial fiscal year budget, all general administrative and staff salaries, as well as related costs, are recorded on a separate line. During the year, ACRL staff maintain records of their daily use of

time. The resulting percentages are used to allocate salaries, benefits, and general expenses such as telephone, postage, reprographics, etc. At the end of the year, these costs are distributed to each individual project.

Salaries/benefits must be no more than 45 percent, and total administrative costs no more than 60 percent of the total operating budget, not including Choice (ACRL Guide to Policies and Procedures 6.26.4 Staff/administrative costs). ACRL FY23 budgeted salaries are 24% of an average of the last two-years of expenses.



	A	B	C	D	E	F	G	H
1		FY2017	FY2018	FY2019	FY2020	FY2021	FY2022	FY2023
2		Actual	Actual	Actual	Actual	Actual	Budget	Budget
3	Beginning Reserves							
4	Reserve Sept. 1: ACRL Operating	\$4,389,385	\$4,687,946	\$3,430,260	\$3,311,824	\$2,581,390	\$2,581,357	\$1,844,017
5	Reserve Sept. 1: ACRL LTIs	\$3,567,882	\$4,180,025	\$4,956,786	\$4,954,016	\$5,523,667	\$5,523,667	\$5,388,667
6	Reserve Sept. 1: CHOICE Operating	\$2,648,059	\$2,533,295	\$2,926,294	\$2,571,980	\$2,587,461	\$2,587,461	\$2,376,282
7	Reserve Sept. 1: CHOICE LTI	\$849,196	\$880,574	\$572,349	\$538,536	\$557,493	\$557,493	\$557,493
8	Total	\$11,454,522	\$12,281,840	\$11,885,689	\$11,376,356	\$11,250,010	\$11,249,977	\$10,166,458
9								
10	Revenues							
11								
12	Membership							
13	Dues	\$638,573	\$609,906	\$598,848	\$559,495	\$521,102	\$539,937	\$497,854
14	Standards, Licensing Fees	\$1,802	\$2,704	\$38,714	\$204	\$0	\$250	\$150
15	Advisory	\$82,350	\$27,050	\$33,490	\$73,975	\$43,000	\$52,000	\$82,000
16	Awards	\$16,300	\$17,450	\$20,750	\$13,036	\$15,900	\$0	\$22,400
17	Special Events	\$21,729	\$31,282	\$34,887	\$12,300	\$3,500	\$15,125	\$15,125
18	Diversity Alliance	\$17,450	\$25,500	\$29,930	\$14,000	\$28,000	\$17,500	\$27,500
19	Project Outcome	\$0	\$0	\$37,250	\$1,500	\$4,288	\$6,525	\$13,685
20	Subtotal	\$778,204	\$713,892	\$793,870	\$674,510	\$615,789	\$631,337	\$658,714
21								
22	Publications							
23	CHOICE	\$2,940,494	\$2,813,283	\$2,520,863	\$2,435,934	\$2,327,415	\$2,246,444	\$2,278,902
24	C&RL	\$21,142	\$14,758	\$16,054	\$19,131	\$13,630	\$19,325	\$20,325
25	C&RL News	\$648,554	\$569,964	\$613,958	\$464,730	\$423,458	\$460,437	\$537,725
26	RBM	\$34,661	\$22,871	\$29,870	\$27,365	\$27,460	\$23,756	\$17,598
27	Nonperiodical Publications	\$288,126	\$388,475	\$338,897	\$275,831	\$251,835	\$266,120	\$273,612
28	Library Statistics	\$129,540	\$116,797	\$123,554	\$86,561	\$105,847	\$193,036	\$228,299
29	Subtotal	\$4,062,517	\$3,926,148	\$3,643,197	\$3,309,552	\$3,149,645	\$3,209,118	\$3,356,461
30								
31	Education							
32	Institutes & Liscensed Workshops	\$277,048	\$421,728	\$308,921	\$39,305	\$30,430	\$291,850	\$266,850
33	ACRL Conference	\$2,815,296	\$36,635	\$2,549,663	(\$39,552)	\$1,471,283	(\$24,000)	\$1,980,330
34	Preconferences & RBMS Conference	\$238,601	\$265,297	\$223,245	\$7,160	\$193,461	\$240,071	\$203,608
35	Annual Conference & MW Programs	\$16,300	\$19,350	\$14,000	\$500	\$600	\$14,000	\$14,000
36	Web-CE	\$118,027	\$121,416	\$103,698	\$84,217	\$96,164	\$95,623	\$63,888
37	Subtotal	\$3,465,272	\$864,426	\$3,199,528	\$91,630	\$1,791,938	\$617,544	\$2,528,676
38								
39	Special Programs							
40	Friends of ACRL-Restricted	\$66,070	(\$9,737)	\$0	\$8,206	(\$15,670)	TBD	TBD
41	Friends of ACRL-Operating	\$2,500	\$0	\$0	(\$173)	\$0	\$0	\$0
42								
43	Post-approval Budget Change: Classified Ads	N/A	N/A	N/A	N/A		N/A	N/A
44								
45	Total Revenues							
46	Total Revenues ACRL	\$5,367,999	\$2,691,183	\$5,115,731	\$1,639,585	\$3,229,958	\$2,211,555	\$4,264,949
47	Total Revenues CHOICE	\$2,940,494	\$2,813,283	\$2,520,863	\$2,435,934	\$2,327,415	\$2,246,444	\$2,278,902
48	Total Revenues ACRL & Choice	\$8,308,493	\$5,504,466	\$7,636,594	\$4,075,519	\$5,557,373	\$4,457,999	\$6,543,851
49								

	A	B	C	D	E	F	G	H
1		FY2017	FY2018	FY2019	FY2020	FY2021	FY2022	FY2023
2		Actual	Actual	Actual	Actual	Actual	Budget	Budget
50	Expenses							
51								
52	Membership							
53	Membership Services*	\$157,152	\$200,336	\$49,671	(\$30,473)	\$70,174	(\$14,040)	(\$104,980)
54	Exec. Cttee. & Board	\$190,578	\$212,181	\$232,282	\$190,825	\$75,044	\$176,922	\$203,082
55	Advisory	\$111,170	\$100,632	\$60,706	\$96,548	\$51,954	\$60,958	\$74,702
56	Standards Distribution	\$10,190	\$15,293	\$8,592	\$1,053	\$348	\$10,593	\$827
57	Awards	\$38,163	\$47,571	\$48,676	\$41,038	\$37,628	\$32,446	\$44,052
58	Chapters	\$10,417	\$27,541	\$18,636	\$17,287	\$9,357	\$22,272	\$19,806
59	Committees	\$109,318	\$153,752	\$134,130	\$137,392	\$98,431	\$135,661	\$134,649
60	Sections	\$94,308	\$128,865	\$117,292	\$130,178	\$87,430	\$144,470	\$140,215
61	C&RL Over Revenue	\$44,455	\$38,594	\$32,209	\$35,603	\$0	\$31,353	\$39,567
62	C&RL News Over Revenue	\$0	\$0	\$0	\$47,606	\$0	(\$21,768)	(\$152,735)
63	Liaisons to Higher Ed. Organizations	\$51,730	\$43,951	\$41,205	\$25,803	\$16,621	\$33,461	\$34,875
64	Special Events	\$32,306	\$36,513	\$40,849	\$12,107	\$100	\$22,186	\$14,200
65	Information Literacy	\$51,071	\$37,333	\$44,503	\$10,493	\$21,927	\$46,856	\$13,665
66	Scholarly Communications	\$71,476	\$119,856	\$155,076	\$87,024	\$23,924	\$85,217	\$67,204
67	Value of Academic Libraries	\$110,646	\$118,069	\$57,851	\$31,246	\$1,882	\$45,040	\$28,227
68	Government Relations	\$36,459	\$56,668	\$42,629	\$35,495	\$17,037	\$44,369	\$21,801
69	Scholarships	\$81,270	\$40,845	\$82,580	\$2,500	\$0	\$37,000	\$99,500
70	Annual Conference Programs	\$43,920	\$35,012	\$41,123	\$26,389	\$6,105	\$37,589	\$27,810
71	New Roles & Changing Landscapes	\$0	\$13,896	\$7,236	\$16,532	\$15,611	\$24,204	\$20,897
72	Diversity Alliance	\$16,429	\$32,770	\$42,920	\$15,152	\$27,019	\$45,754	\$68,362
73	Project Outcome	\$0	\$49,690	\$247,565	\$194,456	\$77,764	\$97,865	\$92,265
74	Subtotal	\$1,261,058	\$1,509,368	\$1,505,733	\$1,124,254	\$638,359	\$1,098,408	\$887,991
75								
76	Publications							
77	CHOICE	\$3,055,258	\$2,945,284	\$2,698,854	\$2,420,453	\$1,990,631	\$2,457,623	\$2,523,200
78	C&RL	\$21,142	\$14,758	\$16,054	\$18,981	\$46,712	\$19,325	\$20,325
79	C&RL News	\$429,039	\$487,139	\$550,606	\$464,730	\$411,652	\$460,437	\$537,725
80	RBM	\$32,744	\$21,400	\$19,622	\$22,066	\$18,017	\$21,583	\$21,046
81	Nonperiodical Publications	\$256,695	\$330,329	\$223,970	\$262,137	\$255,133	\$245,600	\$254,238
82	Library Statistics	\$82,569	\$70,310	\$147,932	\$59,202	\$126,401	\$180,786	\$323,295
83	Subtotal	\$3,877,448	\$3,869,220	\$3,657,038	\$3,247,570	\$2,848,545	\$3,385,354	\$3,679,829
84								
85	Education							
86	Institutes & Liscensed Workshops	\$279,929	\$367,138	\$293,394	\$92,101	\$43,321	\$285,425	\$271,713
87	ACRL Conference	\$2,166,094	\$238,096	\$2,093,753	\$155,844	\$737,177	\$290,106	\$1,824,720
88	Preconferences & RBMS Conference	\$179,508	\$243,900	\$203,473	\$53,364	\$94,223	\$227,434	\$189,328
89	Web-CE	\$51,415	\$76,078	\$49,631	\$59,841	\$57,671	\$72,070	\$44,531
90	Subtotal	\$2,676,945	\$925,212	\$2,640,251	\$361,149	\$932,392	\$875,035	\$2,330,292
91								
92	Special Programs							
93	Friends of ACRL-Restricted	\$66,070	(\$9,737)	\$67,820	\$8,206	(\$15,670)	\$60,000	\$60,000
94	Friends of ACRL-Operating	\$60,245	\$65,357	\$129,998	\$57,532	\$14,960	\$47,721	\$33,852
95	Subtotal	\$126,315	\$55,620	\$197,818	\$65,738	(\$710)	\$107,721	\$93,852
96								
97	Total Expenses							
98	Total Expenses ACRL	\$4,820,438	\$3,423,873	\$5,234,167	\$2,370,053	\$2,443,625	\$2,948,895	\$4,408,764
99	Total Expenses CHOICE	\$3,055,258	\$2,945,284	\$2,698,854	\$2,420,453	\$1,990,631	\$2,457,623	\$2,523,200
100	Total Expenses ACRL & Choice	\$7,875,696	\$6,369,157	\$7,933,021	\$4,790,506	\$4,434,256	\$5,406,518	\$6,931,964
101								

	A	B	C	D	E	F	G	H
1		FY2017	FY2018	FY2019	FY2020	FY2021	FY2022	FY2023
2		Actual	Actual	Actual	Actual	Actual	Budget	Budget
102	Nets							
103	Total Net ACRL	\$547,562	(\$732,690)	(\$118,436)	(\$730,468)	\$786,332	(\$737,340)	(\$143,815)
104	Total Net Choice	(\$114,764)	(\$132,001)	(\$177,990)	\$15,481	\$336,784	(\$211,179)	(\$244,298)
105								
106	Membership Net	(\$482,854)	(\$795,476)	(\$711,863)	(\$449,745)	(\$22,569)	(\$467,071)	(\$229,277)
107	Publications Net (without Choice)	\$299,833	\$188,929	\$164,150	\$46,501	(\$35,683)	\$34,943	(\$79,070)
108	Education Net	\$788,327	(\$60,786)	\$559,276	(\$269,519)	\$859,545	(\$257,491)	\$198,384
109								
110	Operating Transfers							
111	ACRL	(\$250,000)	(\$525,000)	\$0	\$157,096	\$0	\$135,000	\$135,000
112	Choice	\$40,539	\$525,000	(\$176,324)	\$43,987	\$0	\$0	\$0
113								
114	LTI Transfers, Gains, Losses							
115	ACRL	\$362,143	\$776,761	(\$2,770)	\$569,651	\$1,244,718	(\$135,000)	(\$135,000)
116	Choice	\$31,378	(\$308,226)	(\$33,813)	\$62,944	\$63,565	TBD	TBD
117								
118	Ending Reserves							
119	ACRL Mandated Operating Reserve	\$886,316	\$933,236	\$989,273	\$1,028,604	\$990,533	\$990,533	\$841,982
120	Reserve Aug 31: ACRL Operating	\$4,686,947	\$3,430,256	\$3,311,824	\$2,581,357	\$3,367,722	\$1,844,017	\$1,700,201
121	Reserve Aug 31: ACRL LTIs	\$4,180,025	\$4,956,786	\$4,954,016	\$5,523,667	\$6,768,385	\$5,388,667	\$5,253,667
122	Reserve Aug 31: CHOICE Operating	\$2,573,834	\$2,926,294	\$2,571,979	\$2,587,461	\$2,924,244	\$2,376,282	\$2,131,984
123	Reserve Aug 31: CHOICE LTI	\$880,574	\$572,348	\$538,536	\$557,493	\$621,058	\$557,493	\$557,493
124	Total	\$12,321,379	\$11,885,684	\$11,376,356	\$11,249,977	\$13,681,410	\$10,166,458	\$9,643,345

	A	B	C	D	E	F	G	H	I	J
1	ACRL General & Administrative 0000									
2	Line	Line Description	2017 Actual	2018 Actual	2019 Actual	2020 Actual	2021 Actual	2022 Budget	2023 Notes	2023 Budget
3	4429	OVRRD-EXMPT REVENUE/DIVISIONS					-\$500			\$0
4		Revenues	\$0	\$0	\$0	\$0	-\$500	\$0		\$0
5										
6	5000	SALARIES & WAGES	(2,208)	(1,780)	(4,872)	-\$27	-\$337	\$7,618	Salaries: Memo only; will be allocated to programs at year end.	\$10,712
7	5001	WAGES/TEMPORARY EMPLOYEES			2,195					
8	5002	OVERTIME WAGES	2,180	1,780	2,607	\$27	\$337	\$1,500	Anticipated overtime for ALA Conferences plus 15% benefits. Adjusted based on actual.	\$1,500
9	5005	ATTRITION FACTOR						\$0		\$0
10	5009	ACCRUED VACATION WAGES						\$0		\$0
11	5010	EMPLOYEE BENEFITS	(0)	0	(0)			\$2,580	Benefits of Line 5000 & 5002. Memo only: will be allocated to programs at year end.	\$3,428
12	5015	TUITION REIMBURSEMENT						\$0		\$0
13	5016	PROFESSIONAL MEMBERSHIPS	2,052	3,022	1,094	\$369		\$2,000	ASAE (\$325) memberships for Exec. Director. Assn. Forum memberships for 6 exempt staff (\$175 ALA discounted rate), PCMA (\$360), MPI (\$375).	\$2,110
14	5019	HEALTH INSURANCE						\$0		\$0
15	5041	BLUE CROSS REFUND								
16	5100	TEMPORARY EMPLOYEES/OUTSIDE						\$2,500	TEMPORARY EMPLOYEES/OUTSIDE	\$2,500
17	5110	PROFESSIONAL SERVICES	28					\$0		\$0
18	5120	LEGAL FEES						\$0		\$0
19	5121	AUDIT/TAX FEES						\$0		\$0
20	5122	BANK S/C						\$0		\$0
21	5130	LOBBYING / CONSULTING								
22	5140	EQUIP/FURN REPAIRS			49			\$100	Shared	\$100
23	5141	MAINTENANCE AGREEMENTS								
24	5150	MESSENGER SERVICE	136	371	83		\$65	\$300	Messenger service	\$300
25	5151	DUPLICATION/OUTSIDE								
26	5210	TRANSPORTATION	4,677	7,972	3,918	\$2,633		\$500	Travel expenses for ED to meet with non-liaison associations, potential donors, governmental agencies and to conduct association business (Choice site visit); 1 flight at (\$400); and local transportation \$100 each trip. \$2,000 for Executive Director travel to IFLA.	\$2,500
27	5212	LODGING & MEALS	6,915	4,901	1,815	\$5,129		\$350	Lodging and meals for ED when on business for association; avg 1 night each (\$250 sleeping room, internet, taxes) and meals for ED (\$50 per diem) avg 2 days each. \$2,000 for ED IFLA attendance.	\$2,350
28	5214	ENTERTAINMENT			128			\$0		\$0
29	5216	BUSINESS MEETINGS	1,019	826	420			\$750	Business meetings and IFLA registration fee.	\$750
30	5219	UNALLOCATED AMERICAN EXPRESS								
31	5300	FACILITIES RENT						\$0		\$0

	A	B	C	D	E	F	G	H	I	J
1	ACRL General & Administrative 0000									
2	<u>Line</u>	<u>Line Description</u>	<u>2017 Actual</u>	<u>2018 Actual</u>	<u>2019 Actual</u>	<u>2020 Actual</u>	<u>2021 Actual</u>	<u>2022 Budget</u>	<u>2023 Notes</u>	<u>2023 Budget</u>
32	5301	CONFERENCE EQUIPMENT RENTAL	603					\$100	Conference equipment rental	\$0
33	5302	MEAL FUNCTIONS	1,253	1,256	1,612	\$278		\$1,000	Meal Functions - Group meals Executive Director hosts to conduct association business during travel.	\$1,000
34	5303	EXHIBITS						\$0	Exhibits in 3200	\$0
35	5310	COMPUTER RENTAL/INTERNET CONNECTIONS						\$0		\$0
36	5350	PROGRAM ALLOCATION		0	(400)			\$0		\$0
37	5400	EDITORIAL/PROOFREADING/OUTSIDE						\$0		\$0
38	5401	TYPESETTING/COMPOSITION-OUTSD						\$0	Typesetting for ACRL letterhead, envelopes, business cards, etc.	\$0
39	5402	PRINTING-OUTSIDE	2,224	852	1,512			\$1,600	Outside printing of ACRL letterhead, envelopes, business cards, etc. @ \$1,300	\$1,600
40	5403	BINDING-OUTSIDE						\$0	-Share of ACRL Briefing Book (1/3 of \$700)	\$0
41	5404	DESIGN SERVICE-OUTSIDE						\$0	Design service	\$0
42	5406	REVIEW SERVICE						\$0		\$0
43	5410	MAIL SERVICE-OUTSIDE	225					\$0		\$0
44	5411	ADVERTISING/SPACE						\$0	Advertising/space for recruitment	\$0
45	5420	COPYRIGHT FEES						\$0	General Copyright Fees	\$0
46	5430	WEB OPERATING EXPENSES	3,120	710	1,749	\$3,222	\$2,292	\$4,212	Domain name fees for acrl.org and acrllog.xxx (\$300); bulk email provider (now provided by ALA); survey software subscription (SurveyMonkey or other \$1,008); Zoom \$2,184 = Zoom Pro at \$864/year (\$72/month) and Pro Webinar at \$2,040/year.	\$4,212
47	5499	INVENTORY RESERVE ADJUSTMENT						\$0		\$0
48	5030	STAFF RECRUITMENT/RELOCATION	712					\$0		\$0
49	5031	STAFF DEVELOPMENT	15,075	17,520	16,191	\$9,622	\$6,150	\$15,000	Staff Development for area workshops and seminars. Previously was budgeted at 1.5% of staff salaries and the \$10,000 extra per Executive Committee action to increase ways in which ACRL can reward staff performance.	\$15,000
50	5500	SUPPLIES/OPERATING	2,355	3,041	1,105	\$1,055	\$1,217	\$3,000	Supplies for the ACRL office. Includes computer supplies and paper, and specialized materials for office operations.	\$3,000
51	5501	EQUIPMENT & SOFTWARE/MINOR	3,098	2,239	6,831	\$4,104	\$3,009	\$7,717	Minor equipment and computer software costing. Est. financial software licenses: \$2,500. Volunteer system: \$1,500. Adobe Creative Cloud Suite: \$3717.	\$7,717
52	5502	REFERENCE MATERIAL/PERIODICALS						\$0	Reference materials and subscriptions to professional journals.	\$0
53	5510	INSURANCE						\$0		\$0
54	5520	EQUIPMENT RENTAL/LEASE						\$0		\$0
55	5521	SPACE RENT						\$0		\$0
56	5522	TELEPHONE/FAX	734	791	996	\$280		\$700	Reimbursement for Remote Access at ALA LLX & AC. LLX: 3 staff * 35 = \$105. AC: 5 staff * 35 = \$175. ED cell reimbursement: 12 * 35 = \$420.	\$700
57	5523	POSTAGE/E-MAIL	10	1,759	603		\$60	\$1,000	Postage	\$1,000
58	5525	UTILITIES						\$0		\$0
59	5530	DEPRECIATION F/E	0	0	(0)	\$0	-\$1	\$1,000	Depreciation	\$1,000

	A	B	C	D	E	F	G	H	I	J
1	ACRL General & Administrative 0000									
2	Line	Line Description	2017 Actual	2018 Actual	2019 Actual	2020 Actual	2021 Actual	2022 Budget	2023 Notes	2023 Budget
60	5531	DEPRECIATION BUILDING						\$0		\$0
61	5532	AMORT.- EQUIP N-S INTANGIBLE ASSETS						\$0		\$0
62	5533	DO NOT USE N/S Intangible Assets								
63	5540	ROYALTY EXPENSE	230	51				\$0		\$0
64	5541	COLLECTION EXPENSE								
65	5543	BAD DEBT EXPENSE						\$0		\$0
66	5544	INTEREST EXPENSE						\$0		\$0
67	5545	TAXES/PROPERTY						\$0		\$0
68	5550	PROMOTION						\$0		\$0
69	5560	ORG SUPPORT/CONTRIBUTION	5,000					\$0	ACRL contribution to the LTI fund shown on Exec. Summary. No planned transfer from operating to LTI for FY23.	\$0
70	5599	MISC EXPENSE	(59,111)	(49,602)	(42,522)	-\$20,115	-\$12,906	(\$66,911)	Portion of ACRL operating expenses allocated to CHOICE at same % as salary matrix	(\$79,081)
71									Reverse out charges to projects (memo includes CHOICE amount)	
72									-\$79,793	
73	5800	IMPAIRMENT / GW INTANGIBLE ASSETS								
74	5901	IUT/CPU						\$0		\$0
75	5902	IUT/DATA PROC						\$0		\$0
76	5903	IUT/SUBS PROC						\$0		\$0
77	5904	TRANSFER TO/FROM ENDOWMENT						\$0		\$0
78	5905	IUT/TELEPHONE	2,163	1,826	1,553			\$0	IUT telephone; ALA moving to VoIP	\$0
79	5906	IUT/ORDER BILLING						\$0		\$0
80	5908	IUT/MAINTENANCE						\$0		\$0
81	5909	IUT/DIST CTR	532	688	552			\$750	IUT distribution	\$750
82	5910	IUT/REPRO CTR	6,979	1,777	2,367	\$394	\$16	\$2,000	IUT reprographics	\$2,000
83	5912	IUT-Copyediting/Proofreading				\$662	\$98	\$0		\$0
84	5913	IUT-Composition/Alteration						\$0		\$0
85	5940	IUT/REGISTRATION PROCESSING						\$0		\$0
86	5941	IUT/CHOICE				-\$7,636		\$10,634	Transfer from CHOICE	\$14,852
87	5942	IUT/ADVERTISING						\$0		\$0
88	5999	IUT/MISC						\$0		\$0
89	5911	IUT/OVERHEAD						\$0		\$0
90	5998	IUT/ALLOCATIONS						\$0		\$0
91	5600	TAXES/INCOME								
92		Expenses	(0)	0	(416)	-\$1	-\$1	\$0		\$0
93										
94		Net	0	(0)	416	\$1	-\$499	\$0		\$0

	A	B	C	D	E	F	G	H	I	J
1	ACRL Membership FY2023 3200									
2	Line	Line Description	2017 Actual	2018 Actual	2019 Actual	2020 Actual	2021 Actual	2022 Budget	2023 Notes	2023 Budget
10	5000	SALARIES & WAGES	\$47,110	\$57,764	\$59,484	\$76,878	\$39,298	\$54,779	Salaries calculated % of ACRL total salaries detailed in the salary matrix	\$52,368
11	5001	WAGES/TEMPORARY EMPLOYEES								
12	5002	OVERTIME WAGES								
13	5005	ATTRITION FACTOR					-\$11,450	\$0		\$0
14	5009	ACCRUED VACATION WAGES						\$0		\$0
15	5010	EMPLOYEE BENEFITS	\$14,395	\$17,329	\$18,303	\$23,944	\$12,871	\$18,551	Benefit percentage of line 5000 as provided by ALA Planning & Budgeting	\$16,758
16	5110	PROFESSIONAL SERVICES	\$43,429	\$54,740	\$24,222	\$10,113	\$9,613	\$2,000	Booth graphics refresh (\$2,500)	\$2,500
17	5122	BANK S/C	\$15,624	\$13,420	\$14,383	\$11,802	\$13,513	\$15,658	Bank service fees (2.9% of dues)	\$14,438
18	5130	LOBBYING / CONSULTING								
19	5302	MEAL FUNCTIONS	\$4,722	\$4,206	\$9,793			\$1,250	Leadership Council catering for Annual Conference split between 3200, 3201, 3250, 3275. Budget based on average of previous years: \$5,000/4. (Removed in FY23)	\$0
20	5350	PROGRAM ALLOCATION	\$20,352	\$37,605	\$37,594	-\$4,543	\$5,063	\$23,000	Strategic initiatives (\$10,000) Feathr marketing campaign for 2023 Conference (60/40 split with 3808 - \$12,000 x .40 = \$4,800) Three Emerging Leader sponsorships (\$1,000 x 3 = \$3,000) ALA Membership Booth (\$5,000)	\$22,800
21	5402	PRINTING-OUTSIDE	\$4,421	\$3,703	\$4,764	\$4,911	\$223	\$0		\$0
22	5410	MAIL SERVICE-OUTSIDE				\$240				
23	5430	WEB OPERATING EXPENSES	\$1,199	\$89	\$0	\$250	\$300	\$0		\$0
24	5500	SUPPLIES/OPERATING	\$1,238	\$6,298	\$1,228			\$500		\$500
25	5523	POSTAGE/E-MAIL						\$550	Postage (based on FY21 actual)	\$223
26	5530	DEPRECIATION F/E				\$524	\$224			
27	5599	MISC EXPENSE	\$2,944	\$2,377	\$2,153	\$1,791	\$520	\$3,137	This is each project's share of ACRL general expenses such as supplies, travel, telephone, and equipment depreciation. Calculated at same % of total operating expenses as salaries above.	\$3,480
28	5800	IMPAIRMENT / GW INTANGIBLE ASSETS								
29	5901	IUT/CPU						\$0		\$0
30	5902	IUT/DATA PROC	\$360	\$405	\$405	\$270		\$405		\$0
31	5903	IUT/SUBS PROC						\$0		\$0
32	5904	TRANSFER TO/FROM ENDOWMENT			(125,000.00)	-\$157,096	0.00	(135,000.00)	Payout approved by the ALA Board of the interest/appreciation/dividends/contributions from ACRL's LTI calculated as five percent of the average of the previous twenty quarters. This number will be updated in February when payouts are approved by the Endowment Trustees.	(218,047)
33	5905	IUT/TELEPHONE						\$0	IUT-telephone (based on FY21 actual)	\$0
34	5906	IUT/ORDER BILLING						\$0		\$0
35	5908	IUT/MAINTENANCE						\$0		\$0
36	5909	IUT/DIST CTR	\$346	\$355	\$547	\$443		\$550	IUT-distribution (based on FY21 actual)	\$0
37	5910	IUT/REPRO CTR	\$784	\$159	\$576			\$580	IUT-reprographics (based on FY21 actual)	\$0
38	5912	IUT-Copyediting/Proofreading						\$0		\$0
39	5600	TAXES/INCOME								
40	Expenses		\$156,923	\$198,449	\$48,452	-\$30,473	\$70,174	(\$14,040)		(\$104,980)
41										
42	Net		\$481,650	\$411,457	\$550,396	\$590,002	\$451,017	\$553,977		\$602,834

	A	B	C	D	E	F	G	H	I	J
1	ACRL Board/Exec. Ctte. FY2023 3201									
2	Line	Line Description	2017 Actual	2018 Actual	2019 Actual	2020 Actual	2021 Actual	2022 Budget	2023 Notes	2023 Budget
3	4490	MISCELLANEOUS REVENUE				\$0	\$0	\$0		\$0
4		Revenues	0	0	0	\$0	\$0	\$0		\$0
5										
6	5000	SALARIES & WAGES	71,685	92,253	85,020	\$93,008	\$64,371	\$88,200	Salaries calculated at % of total ACRL salaries as shown in salary matrix.	\$77,719
7	5005	ATTRITION FACTOR					-\$18,755			
8	5010	EMPLOYEE BENEFITS	21,905	27,674	26,191	\$28,967	\$21,084	\$29,869	Benefit percentage of line 5000 as provided by ALA Planning & Budgeting	\$24,870
9	5011	LIFE INSURANCE								
10	5041	BLUE CROSS REFUND								
11	5100	TEMPORARY EMPLOYEES/OUTSIDE						\$0		\$0
12	5110	PROFESSIONAL SERVICES	12,573	9,348	33,250	\$8,187	\$5,963	\$3,000	SPOS Facilitator \$3,000	\$3,000
			274	557	629			\$700	Shipping and hotel handling fee for Board documents to conference. Shipment to LLX and AC \$250 x 2 = \$500	\$700
13	5150	MESSENGER SERVICE							1/3 of briefing book shipment.	
									Total transportation expenses for the SPOS, President and ED liaison travel, and President-Elect and ED training at ASAE.	
									LLX: Staff air travel 3 ppl x \$450 ea. (\$400 airfare + \$50 luggage fee) = \$1,350. Ground transportation 3 ppl x \$100 ea. = \$300. Total = \$1,680.	
									SPOS (assuming Chicago): 34 total ppl = 13 Board members air travel + 1 facilitator + 10 committee chairs/vice-chairs; 10 staff attending, but no flights if holding in Chicago. 24 ppl X \$450 (\$400 airfare + \$50 luggage fee) = \$10,800. Ground transportation 24 ppl x \$100 ea. = \$2,400. Grand total = \$13,200.	
			17,045	21,807	18,202	\$12,216		\$5,940	ARL/CNI/ACLS for ACRL Board President and Executive Director. 6 air travel trips at \$450 (\$400 airfare + \$50 luggage fee) = \$2,700. Local ground transportation, mileage and parking reimbursement 6 trips x \$100 = \$600. Grand total = \$3,300 total.	\$18,950
									ASAE: (ASAE training not available in FY23 -- will use training through ACLS) Air travel for Executive Director and President elect (removed, as PE and President covered by institution) to attend meeting. 1 ppl x \$700 (\$700 airfare + \$50 luggage fee) = \$750. Local transporation: 1 ppl x \$50 = \$50. Reimbursement for mileage and parking: 0 ppl x \$50 = \$50 (removed in FY23). Grand total = \$800 total.	
14	5210	TRANSPORTATION								

	A	B	C	D	E	F	G	H	I	J
1	ACRL Board/Exec. Cttee. FY2023 3201									
2	Line	Line Description	2017 Actual	2018 Actual	2019 Actual	2020 Actual	2021 Actual	2022 Budget	2023 Notes	2023 Budget
			23,409	20,136	23,333	\$15,902		\$13,915	<p>Total lodging and per diem reimbursement expenses for SPOS, President and ED liaison travel, President-Elect and ED training at ASAE, and ACRL Board Presidential Suite at ALA Annual.</p> <p>LLX: Staff hotel 3 ppl x 1 night x \$267 ea.= \$801. Per Diem: Staff meals 3 ppl x 1.5 days x \$50 per diem = \$225. Total = \$1,026.</p> <p>AC: Per ALA Operating Agreement, ALA will cover staff expenses to attend Annual.</p> <p>SPOS (Chicago): 34 ppl @ 90 total room nights X \$215 = \$19,350</p> <p>ARL/CNI/ACLS for President and ED: 6 trips x 2 nights ea. x \$250 = \$4,000. Meal reimbursement: 6 trips x 3 days x \$50 per diem = \$1,200. (\$3,900 total)</p> <p>ASAE: Pres Elect & ED: 2 ppl x at 3 nights at \$250 each = \$1,500. Meal Reimbursement: 2 ppl x 4 days x \$50 per diem = \$400. (\$1,900 total)</p> <p>ACRL suite at AC: \$340/night/5 nights = \$1,700</p>	\$27,876
15	5212	LODGING & MEALS								
16	5214	ENTERTAINMENT						\$0		\$0
17	5216	BUSINESS MEETINGS	1,990	1,990	2,429	\$0	\$498	\$2,095	Registration fees for ASAE symposium for president-elect and ED.	\$2,650
18	5219	UNALLOCATED AMERICAN EXPRESS						\$0		\$0
19	5300	FACILITIES RENT				\$750		\$0	SPOS facility rental. See line 5301.	\$0
			6,823	4,353	2,050	\$2,780		\$18,000	<p>LLX: AV per max 2 hr mtg: Board Setup with Hybrid Option (projector & screen, table mics (up to 10), mixer & technician, streaming internet, video conferencing) x \$4,500 x 2 mtg = \$9,000.</p> <p>SPOS (assuming Chicago): inc. screen, LCD projector, 2 wireless mics. SPOS total = \$1,500.</p>	\$10,500
20	5301	CONFERENCE EQUIPMENT RENTAL								
			27,078	23,684	36,236	\$25,181		\$8,321	<p>LLX: Optional group dinner at local restaurant 16 ppl x \$45 ea. = \$720. Lunch catered at conv ctr/hotel 16 ppl x \$67 ea. = \$1,072. Total = \$1792.</p> <p>Board meals @ AC: AC Board orientation catered breakfast for 10 ppl @ \$50 ea = \$500. Optional group dinner 16 ppl @ \$45 person = \$720. Board lunch in the suite 16 ppl @ \$75 ea = \$1,200. \$150 for ED and Pres Inaugural banquet tickets. (\$2,420 total)</p> <p>Leadership Council catering for Annual Conference split between 3200, 3201, 3250, 3275. Budget based on average of previous years: \$5,000/4. (Removed in FY23)</p>	\$29,722
21	5302	MEAL FUNCTIONS								

	A	B	C	D	E	F	G	H	I	J
1	ACRL Board/Exec. Cttee. FY2023 3201									
2	Line	Line Description	2017 Actual	2018 Actual	2019 Actual	2020 Actual	2021 Actual	2022 Budget	2023 Notes	2023 Budget
22									SPOS (assuming Chicago) meals at hotel plus social event Wed catered breakfast for 12 ppl @ \$50 ea = \$600 catered lunch for 12 ppl @ \$60 ea = \$720 catered break for 34 ppl @ \$50 ea = \$1,700 group dinner and event for 34 ppl @ \$75 per person = \$2,550 Thurs catered breakfast and break for 34 ppl @ \$50 ea = \$1,700 catered break for 34 ppl @ \$30 ea = \$1020 catered lunch for 34 ppl @ \$80 ea = \$2720 catered break for 34 ppl @ \$60 ea = \$2040 special evening event for 34 ppl @ \$115 per person + \$750 for bus rental= \$4660 (Removed in FY23) group dinner for 34 ppl @ \$90 = \$3060 Fri catered breakfast for 34 ppl @ \$60 ea = \$2040 catered lunch for 34 ppl @ \$80 ea = \$2720 catered break for 34 ppl @ \$50 ea = \$1700	
23	5303	EXHIBITS						\$0		\$0
24	5350	PROGRAM ALLOCATION	397		139		\$236	\$100	Board program expenses.	\$100
25	5402	PRINTING-OUTSIDE	263	162	170			\$333	Printing-outside- 1/3 share of \$700 ACRL Briefing Book	\$233
26	5415	PRE-PRESS/PHOTOGRAPHIC SERVICE						\$0	Business cards for ACRL Presidents-\$100 (Removed for FY23)	\$200
27	5420	COPYRIGHT FEES					\$27	\$30	Board group photo	\$30
28	5430	WEB OPERATING EXPENSES	1,149	1,684	0			\$0	HBR article copyright fees for Board orientation packet. \$30	\$0
29	5031	STAFF DEVELOPMENT						\$0	Zoom license fees moved to 0000.	\$0
30	5500	SUPPLIES/OPERATING	1,185	1,173	850	\$997	\$404	\$1,200	Supplies for Leadership Council (\$200), five Board meetings, and gifts for departing Board members.	\$1,200
31	5501	EQUIPMENT & SOFTWARE/MINOR						\$0		\$0
32	5502	REFERENCE MATERIAL/PERIODICALS						\$0	Reference Materials	\$0
33	5522	TELEPHONE/FAX				\$35				
34	5530	DEPRECIATION F/E	310	310	579	\$634	\$366	\$0		\$0
35	5599	MISC EXPENSE	4,479	3,796	3,116	\$2,168	\$851	\$5,051	This is each project's share of ACRL general expenses such as supplies, travel, telephone, and equipment depreciation. Calculated at same % of total operating expenses as salaries above.	\$5,164
36	5909	IUT/DIST CTR	9		68			\$68	IUT-Distribution	\$68
37	5910	IUT/REPRO CTR	2	3,253	21			\$100	IUT-Reprographics	\$100
38	Expenses		190,578	212,181	232,282	\$190,825	\$75,044	\$176,922		\$203,082
39										
40	Net		(190,578)	(212,181)	(232,282)	-\$190,825	-\$75,044	(\$176,922)		(\$203,082)

	A	B	C	D	E	F	G	H	I	J
1	ACRL Trends & Statistics									
			FY2023	3202						
2	Line	Line Description	2017 Actual	2018 Actual	2019 Actual	2020 Actual	2021 Actual	2022 Budget	2023 Notes	2023 Budget
3	4003	DUES/LIFE MEMBERS-CURRENT						\$0		\$0
4	4004	DUES/CNTNUNG MBRS & DIV TRFR						\$0		\$0
5	4100	SALES/BOOKS	85,111	43,222	56,609	10,662	27,688	\$26,459		\$0
6	4600	ASSETS RELEASED FROM RESTRICTION						\$0		\$0
7	4601	RETURNS/CREDITS	(9,035)	(1,769)	(5,691)	(1,977)	(2,035)	(\$2,000)		\$0
8	4602	SALES/BOOKS-DISCOUNT	(863)	(41)				\$0		\$0
9	4101	SALES/PAMPHLETS						\$0		\$0
10								\$0		\$0
11	4103	SALES - ONLINE	52,333	75,385	72,188	77,876	79,847	\$168,577	ACRL Benchmark subscribers \$600 x 175 = \$105,000 \$540 x 175 = \$94,500 \$212.19 x 82 = \$17,407.78 \$241.66 x 24 = \$5,799.84 \$243.47 x 23 = \$5,599.81	\$228,299
12	4104	SALES/RENTL MAIL LISTS						\$0		\$0
13	4301	GRANTS AWARDS - TEMPORARILY RESTRICTED						\$0		\$0
14	4400	DONATIONS/HONORARIA						\$0		\$0
15	4420	INT/DIV						\$0		\$0
16	4421	ROYALTIES	1,993	0	447		346	\$0		
17	4422	ENDOWMENT GAIN/LOSS-REALIZED								
18	Revenues		129,540	116,797	123,554	86,561	105,847	\$193,036		\$228,299

	A	B	C	D	E	F	G	H	I	J
1	ACRL Trends & Statistics		FY2023	3202						
2	Line	Line Description	2017 Actual	2018 Actual	2019 Actual	2020 Actual	2021 Actual	2022 Budget	2023 Notes	2023 Budget
19										
20	5000	SALARIES & WAGES	10,417	12,173	14,535	28,089	70,247	\$35,638	Salaries @ % of ACRL salaries per salary matrix	\$71,054
21	5001	WAGES/TEMPORARY EMPLOYEES								
22	5002	OVERTIME WAGES								
23	5005	ATTRITION FACTOR					(20,467)			
24	5009	ACCRUED VACATION WAGES						\$0		\$0
25	5010	EMPLOYEE BENEFITS	3,183	3,652	4,477	8,748	23,008	\$12,069	Benefit percentage of line 5000 as provided by ALA Planning & Budgeting	\$22,737
26	5110	PROFESSIONAL SERVICES	84,500	51,000	54,500	7500	34577.4	\$70,491	Professional Services - Omeda subscription fulfillment (\$3,000); Survey Monkey (\$3,879); Proximo hosting and support (\$750/month standard plus \$1250/month ad hoc per month); Payback to PLA (\$21,500); Depreciation (\$21,000); Proximo improvements (facility survey) (\$35,000)	\$105,379
27	5120	LEGAL FEES						\$0		\$0
28	5121	AUDIT/TAX FEES						\$0		\$0
29	5122	BANK S/C	776	527	666	95	653	\$666	Bank service charge (based on FY19 actual)	\$0
30	5130	LOBBYING / CONSULTING								
31	5401	TYPESETTING/COMPOSITION-OUTSD						\$0		\$0
32	5402	PRINTING-OUTSIDE	4,123	1,022	2,539		1,234	\$1,000	Outside printing –	\$0
33	5403	BINDING-OUTSIDE		21	0			\$0		\$0
34	5414	SUPPLIES/PRODUCTION						\$0		\$0
35	5415	PRE-PRESS/PHOTOGRAPHIC SERVICE		23	38			\$0	Pre-Press/Photographic (FY19 actual)	\$0
36	5416	ADVERTISING PRODUCTION COST						\$0		\$0
37	5420	COPYRIGHT FEES						\$0	Copyright fees (FY18 actual)	\$0
38	5430	WEB OPERATING EXPENSES	5,000		15,131		3,625	\$3,000	Web hosting (Azzure - \$2400)	\$2,400
39	5431	WEBINAR/WEBCASTS/WEB CE EXP						\$0		\$0
40	5432	PURCHASED INVENTORY						\$0		\$0
41	5433	ORDER PROCESSING/FULFILLMENT	4,016	4,448	7,108	1,888	3,822	\$7,755	Transaction fee (4.6% x line 4103)	\$10,502
42	5480	COST OF SALES	19,868	10,237	69,307	(330)	29,771	\$50,573	Cost of sales, calculated as 30% of sales (line 4103)	\$68,490
43	5490	INVENTORY ADJUSTMENT	(74,642)	(32,319)	(37,556)		(34,000)	(\$34,000)	Inventory adjustment. Total of lines 5110, 5400, 5402, 5415, and 5420. Starting in FY23, no inventory adjustment due to no print publications.	\$0
44	5499	INVENTORY RESERVE ADJUSTMENT	4,794	1,488		934	934	\$4,046	Calculated as 2.4% of line 4103	\$5,479
45	5030	STAFF RECRUITMENT/RELOCATION								
46	5522	TELEPHONE/FAX						\$0		\$0
47	5523	POSTAGE/E-MAIL	1,878	173	250			\$0	Postage (print edition discontinued)	\$0
48	5530	DEPR/FURN & EQUIPMENT				191	400			\$0
49	5540	ROYALTY EXPENSE						\$0	No royalties will be paid in FY18 as ALA store is a benefit available to all ALA units	\$0
50	5541	COLLECTION EXPENSE								
51	5543	BAD DEBT EXPENSE	1,100	1,211	0		(2,311)	\$1,930	Bad debt (1% of gross revenues)	\$2,283
52	5599	MISC EXPENSE	651	502	527	655	928.98	\$2,041	This is each project's share of ACRL general expenses such as supplies, travel, telephone, and equipment depreciation. Calculated at same % of total operating expenses as salaries above.	\$4,721
53	5911	IUT/OVERHEAD	16,836	15,417	16,312	11,433	13,979	\$25,577	IUT-Overhead: 50 % ALA rate	\$30,250
54	5998	IUT/ALLOCATIONS						\$0		\$0
55	5600	TAXES/INCOME								
56	Expenses		82,499	69,574	147,833	59,202	126,401	\$180,786		\$323,295
57										
58	Net		47,040	47,222	(24,280)	27,359	(20,553)	\$12,250		(\$94,996)

	A	B	C	D	E	F	G	H	I	J
1	ACRL Advisory Services FY2023 3203									
2	Line	Line Description	2017 Actual	2018 Actual	2019 Actual	2020 Actual	2021 Actual	2022 Budget	2023 Notes	2023 Budget
3	4429	OVRHD-EXMPT REVENUE/DIVISIONS						\$0		\$0
4	4430	MISCELLANEOUS FEES	0					\$0		\$0
5	4490	MISCELLANEOUS REVENUE	82,350	27,050	33,490	\$73,975	\$43,000	\$52,000	Revenue for consulting services: • 3 external reviews x \$13000/review • 2 one-day retreats (strategic planning/team building) x \$14000/retreat • 2 facilitative support for library leaders x \$7,500/each • 0 peer feedback on internal self-study reports x \$4300/peer review • 0 review of planned search for library dean/director \$11,200 • 0 input from campus stakeholders \$3,700 • 0 half-day facilitation retreats x \$3,000 • 0 one-year strategic planning quarterly follow-ups x \$3,000	\$82,000
6	Revenues		82,350	27,050	33,490	\$73,975	\$43,000	\$52,000		\$82,000
7										
8	5000	SALARIES & WAGES	39,653	50,047	15,582	\$32,217	\$10,029	\$19,864	Salaries: % of ACRL total salaries listed in the salary matrix; includes time spent on the ACRL Web site and responses to email and phone requests for information	\$19,400
9	5001	WAGES/TEMPORARY EMPLOYEES								
10	5002	OVERTIME WAGES								
11	5005	ATTRITION FACTOR					-\$2,922	\$0		\$0
12	5009	ACCRUED VACATION WAGES						\$0		\$0
13	5010	EMPLOYEE BENEFITS	12,114	15,013	4,800	\$10,034	\$3,285	\$6,727	Benefit percentage of line 5000 as provided by ALA Planning & Budgeting	\$6,208
14	5100	TEMPORARY EMPLOYEES/OUTSIDE						\$0		\$0
15	5110	PROFESSIONAL SERVICES	43,500	26,825	34,255	\$41,928	\$35,347	\$24,400	Consultant Services • 3 full external reviews: 4 adjuncts x \$3,500 (assumes 2 visits @ 1 adjunct and 1 staff, 1 visit @ 2 adjuncts) • 2 one-day strategic planning retreats: 4 adjuncts x \$3,750 (assumes each retreat includes 2 adjuncts, 0 staff) • 1 facilitative support: 2 adjuncts x \$3,000	\$35,000
16	5122	BANK S/C	0	103	16	\$522	\$328	\$100		\$100

	A	B	C	D	E	F	G	H	I	J
1	ACRL Advisory Services FY2023 3203									
2	Line	Line Description	2017 Actual	2018 Actual	2019 Actual	2020 Actual	2021 Actual	2022 Budget	2023 Notes	2023 Budget
17	5210	TRANSPORTATION	42	2,550	43	\$1,236		\$1,500	Nearly all travel will be paid by client. Budgeting for two new adjuncts for shadow/trial basis (we would assume costs and not charge back to client).	\$1,500
18	5212	LODGING & MEALS	(894)	72	902	\$75		\$300	Lodging & Meals	\$300
19	5501	EQUIPMENT & SOFTWARE/MINOR						\$0		\$0
20	5502	REFERENCE MATERIAL/PERIODICALS						\$0	Reference material	\$0
21	5530	DEPRECIATION F/E				\$219	\$57			
22	5560	ORG SUPPORT/CONTRIBUTION						\$0		\$0
23	5599	MISC EXPENSE	2,478	2,059	565	\$515	\$133	\$1,137	This is each project's share of ACRL general expenses such as supplies, travel, telephone, and equipment depreciation. Calculated at same % of total operating expenses as salaries above.	\$1,289
24	5904	TRANSFER TO/FROM ENDOWMENT						\$0		\$0
25	5905	IUT/TELEPHONE						\$0	Telephone (based on last year's actual)	\$0
26	5906	IUT/ORDER BILLING						\$0		\$0
27	5908	IUT/MAINTENANCE						\$0		\$0
28	5909	IUT/DIST CTR	5					\$0	Postage(based on last year's actual)	\$0
29	5910	IUT/REPRO CTR	41					\$40	Copying (based on last year's actual)	\$40
30	5999	IUT/MISC						\$0		\$0
31	5911	IUT/OVERHEAD	10,870	3,571	4,437	\$9,802	\$5,698	\$6,890	IUT-General Overhead IUT 50% of ALA General overhead rate on revenue from consulting fees (line 4490).	\$10,865
32	5998	IUT/ALLOCATIONS						\$0		\$0
33	5600	TAXES/INCOME								
34	Expenses		107,809	100,239	60,600	\$96,548	\$51,954	\$60,958		\$74,702
35										
36	Net		(25,459)	(73,189)	(27,110)	-\$22,573	-\$8,954	(\$8,958)		\$7,298

	A	B	C	D	E	F	G	H	I	J
1	ACRL Standards Distribution FY2023 3204									
2	Line	Line Description	2017 Actual	2018 Actual	2019 Actual	2020 Actual	2021 Actual	2022 Budget	2023 Notes	2023 Budget
3	4400	DONATIONS/HONORARIA				0	0	\$0		\$0
4	4420	INT/DIV				0	0	\$0		\$0
5	4421	ROYALTIES			165	0	0	\$0		\$0
6	4422	ENDOWMENT GAIN/LOSS-REALIZED								
7	4423	ENDWMNT GAIN/LOSS-UNREALIZED								
8	4429	OVRHD-EXMPT REVENUE/DIVISIONS	1,802	2,204	1,299			\$250	Overhead exempt revenue for standards distribution and Framework booklets. Expect continued negligible revenue in FY23 unless things like RoadShows etc resume on an in-person model after the pandemic.	\$150
9	4430	MISCELLANEOUS FEES				204	0	\$0		\$0
10	4490	MISCELLANEOUS REVENUE		500		0	0	\$0		\$0
11	Revenues		1,802	2,704	1,464	204	0	\$250		\$150
12										
13	5000	SALARIES & WAGES	5,421	7,585	2,082	735	319	\$7,347	Salaries % of ACRL total salaries listed in the salary matrix	\$387
14	5005	ATTRITION FACTOR					(93)			
15	5009	ACCRUED VACATION WAGES						\$0		\$0
16	5010	EMPLOYEE BENEFITS	1,657	2,276	641	229	105	\$2,488	Benefit percentage of line 5000 as provided by ALA Planning & Budgeting	\$124

	A	B	C	D	E	F	G	H	I	J
1	ACRL Standards Distribution FY2023 3204									
2	Line	Line Description	2017 Actual	2018 Actual	2019 Actual	2020 Actual	2021 Actual	2022 Budget	2023 Notes	2023 Budget
17	5121	AUDIT/TAX FEES						\$0		\$0
18	5122	BANK S/C	51	71	39	4		\$0		\$0
19	5130	LOBBYING / CONSULTING								
20	5140	EQUIP/FURN REPAIRS						\$0		\$0
21	5141	MAINTENANCE AGREEMENTS								
22	5150	MESSENGER SERVICE		23	66			\$37	Books now sent through USPS through Distribution Center, expenses in 5909	\$0
23	5216	BUSINESS MEETINGS						\$0		\$0
24	5350	PROGRAM ALLOCATION						\$0		\$0
25	5400	EDITORIAL/PROOFREADING/OUTSIDE		102				\$0		\$0
26	5401	TYPESETTING/COMPOSITION-OUTSD						\$0		\$0
27	5402	PRINTING-OUTSIDE	2,533	4,580	5,522			\$250	Printing of standards, guidelines/framework. Budgeting very small amount for printing due to existing inventory and lack of sales in FY20 and FY21.	\$250
28	5522	TELEPHONE/FAX						\$0		\$0
29	5523	POSTAGE/E-MAIL	60	140				\$0	Mailing of booklets now in 5909.	\$0
30	5525	UTILITIES						\$0		\$0
31	5530	DEPRECIATION F/E	23	25	14	5	2	\$0		\$0
32	5531	DEPRECIATION BUILDING						\$0		\$0
33	5560	ORG SUPPORT/CONTRIBUTION						\$0		\$0
34	5599	MISC EXPENSE	339	312	75	11	4	\$421	This is each project's share of ACRL general expenses such as supplies, travel, telephone, and equipment depreciation. Calculated at same % of total operating expenses as salaries above.	\$26
35	5908	IUT/MAINTENANCE						\$0		\$0
36	5909	IUT/DIST CTR	106	180	153	69	11	\$50	IUT-Distribution (UPS or USPS mailing of booklets, based on FY20, FY21 actual and historical).	\$40
37	5910	IUT/REPRO CTR						\$0	IUT - Reprographics (printing expenses in 5402, using local printers for regional workshops). Don't expect expenses in this line in FY23.	\$0
38	5912	IUT-Copyediting/Proofreading						\$0		\$0
39	5999	IUT/MISC						\$0	IUT-Misc.	\$0
40	Expenses		10,190	15,293	8,592	1,053	348	\$10,593		\$827
41										
42	Net		(8,388)	(12,589)	(7,128)	(849)	(348)	(\$10,343)		(\$677)

	A	B	C	D	E	F	G	H	I	J
1	ACRL Awards FY2023 3206									
2	<u>Line</u>	<u>Line Description</u>	<u>2017 Actual</u>	<u>2018 Actual</u>	<u>2019 Actual</u>	<u>2020 Actual</u>	<u>2021 Actual</u>	<u>2022 Budget</u>	<u>2023 Notes</u>	<u>2023 Budget</u>
3	4400	DONATIONS/HONORARIA	11,500	13,250	16,250	8,336	13,600	\$0	Normal allocation: \$3000 from GOBI Library Solutions from EBSCO for EAL ceremonies; \$4,500 from EBSCO for CJCLS awards (\$1,500) and IS Innovation award (\$3,000); \$1,000 from SCELIC for CLS award; \$2,500 from American Psychological Association for EBSS award; \$2,500 from De Gruyter for ESS Grant (estimate, actual figure in euros) \$1,000 from Carrick Enterprises for Rockman Publication award; \$1,000 from Library Juice Academy for ULS award; \$1,500 from Duke University Press for WGSS awards; All other awards given directly to winners by donors	\$17,000
4	4429	OVRHD-EXMPT REVENUE/DIVISIONS			4,500			\$0	Normal Administrative Fees: \$1000 Academic/Research Librarian of the year; \$300 for 2 CJCLS awards; \$200 for CLS; \$300 DLS award; \$500 EBSS award; \$500 ESS grant (estimate, actual figure in euros); \$600 for IS Innovation award; \$200 IS Ilene Rockman Publication of the year; \$300 PPIRS award; \$200 ULS award; \$300 WGSS awards \$500 Atkinson Endowment admin fee IUTs from unfunded awards: \$200 IS Dudley award	\$5,400

	A	B	C	D	E	F	G	H	I	J
1	ACRL Awards FY2023 3206									
2	Line	Line Description	2017 Actual	2018 Actual	2019 Actual	2020 Actual	2021 Actual	2022 Budget	2023 Notes	2023 Budget
5	4430	MISCELLANEOUS FEES						\$0		\$0
6	4490	MISCELLANEOUS REVENUE	4,800	4,200	0	4,700	2,300	\$0		\$0
7	Revenues		16,300	17,450	20,750	13,036	15,900	\$0		\$22,400
8										
9	5000	SALARIES & WAGES	15,576	22,820	24,676	20,244	22,892	\$23,136	Salaries % of ACRL total salaries listed in the salary matrix	\$17,853
10	5005	ATTRITION FACTOR					(6,670)			
11	5010	EMPLOYEE BENEFITS	4,759	6,846	7,602	6,305	7,498	\$7,835	Benefit percentage of line 5000 as provided by ALA Planning & Budgeting	\$5,713
12	5122	BANK S/C		192	248			\$0		\$0
13	5150	MESSANGER SERVICE	49	159	14			\$0		\$0
14	5151	DUPLICATION/OUTSIDE								
15	5210	TRANSPORTATION	662		9			\$0		\$0
16	5212	LODGING & MEALS	874					\$0		\$0
17	5304	SPEAKER/GUEST EXPENSE						\$0	0	\$0
18	5305	SPEAKER/GUEST HONORARIUM						\$0	0	\$0
19	5306	AWARDS	11,674	13,054	14,350	14,001	13,974	\$0	Normal Monetary Prizes: \$1,500 for CJCLS awards; \$1,000 for CLS award; \$2,500 for EBSS award; \$2,500 for ESS Grant (estimate, actual figure in euros) \$3,000 for IS Innovation award; \$1,000 for Rockman Publication award; \$1,000 for ULS award; \$1,500 for WGSS awards; Normal Award Production: \$600 for Excellence Award pieces (Crystal Cave) \$1,600 for award plaques (Scribes) All other awards given directly to recipients by donors	\$16,200

	A	B	C	D	E	F	G	H	I	J
1	ACRL Awards FY2023 3206									
2	Line	Line Description	2017 Actual	2018 Actual	2019 Actual	2020 Actual	2021 Actual	2022 Budget	2023 Notes	2023 Budget
20	5310	COMPUTER RENTAL/INTERNET CONNECTIONS						\$0		\$0
21	5350	PROGRAM ALLOCATION	3,464	3,383	1,139			\$0	Travel funds for ACRL officers to attend Excellence Award ceremonies on recipients' campuses.	\$3,000
22	5400	EDITORIAL/PROOFREADING/OUTSIDE						\$0		\$0
23	5401	TYPESETTING/COMPOSITION-OUTSD						\$0		\$0
24	5402	PRINTING-OUTSIDE						\$0		\$0
25	5522	TELEPHONE/FAX						\$0		\$0
26	5523	POSTAGE/E-MAIL						\$0		\$0
27	5525	UTILITIES						\$0		\$0
28	5530	DEPRECIATION F/E	67	76	168	138	130	\$0		\$0
29	5560	ORG SUPPORT/CONTRIBUTION						\$0		\$0
30	5599	MISC EXPENSE	973	939	894	324	303	\$1,325	This is each project's share of ACRL general expenses such as supplies, travel, telephone, and equipment depreciation. Calculated at same % of total operating expenses as salaries above.	\$1,186
31	5903	IUT/SUBS PROC						\$0		\$0
32	5904	TRANSFER TO/FROM ENDOWMENT			(500)		(500)	\$0		\$0
33	5905	IUT/TELEPHONE						\$0	IUT-Telephone	\$0
34	5906	IUT/ORDER BILLING						\$0		\$0
35	5908	IUT/MAINTENANCE						\$0		\$0
36	5909	IUT/DIST CTR	65	101	76	26		\$150		\$100
37	5910	IUT/REPRO CTR						\$0		\$0
38	5942	IUT/ADVERTISING						\$0		\$0
39	5999	IUT/MISC						\$0	IUT-Misc.	\$0
40	5911	IUT/OVERHEAD			0			\$0		\$0
41	5998	IUT/ALLOCATIONS						\$0		\$0
42	5600	TAXES/INCOME								
43	Expenses		38,163	47,571	48,676	41,038	37,628	\$32,446		\$44,052
44										
45	Net		(21,863)	(30,121)	(27,926)	(28,002)	(21,728)	(\$32,446)		(\$21,652)

	A	B	C	D	E	F	G	H	I	J
1	ACRL Chapters FY2023 3207									
2	Line	Line Description	2017 Actual	2018 Actual	2019 Actual	2020 Actual	2021 Actual	2022 Budget	2023 Notes	2023 Budget
3	4430	MISCELLANEOUS FEES								
4	4490	MISCELLANEOUS REVENUE								
5	Revenues		0	0	0	0	0	\$0		\$0
6										
7	5000	SALARIES & WAGES	3,776	14,720	9,309	11,341	8,599	\$11,223	Salaries : % of ACRL total salaries listed in salary matrix; Note time for Chapters Topics is now included in this project rather than a separate project.	\$9,521
8	5001	WAGES/TEMPORARY EMPLOYEES								
9	5002	OVERTIME WAGES						\$0		\$0
10	5005	ATTRITION FACTOR					(2,505)	\$0		\$0
11	5009	ACCRUED VACATION WAGES						\$0		\$0
12	5010	EMPLOYEE BENEFITS	1,155	4,416	2,868	\$3,532	2,816	\$3,801	Benefit percentage of line 5000 as provided by ALA Planning & Budgeting	\$3,047
13	5141	MAINTENANCE AGREEMENTS								
14	5150	MESSENGER SERVICE						\$0	Messenger Service	\$0
15	5151	DUPLICATION/OUTSIDE						\$0		\$0
16	5210	TRANSPORTATION	228	3,299	2,494	991		\$1,200	Travel for ACRL officer speakers \$400 per event; 3 visits for FY22.	\$1,200
17	5212	LODGING & MEALS	1,247	522	714			\$780	Lodging & meals for ACRL officer speakers. 3 trips in FY22: 1 night lodging @ \$160 per night and \$50 per diem x 2 days ea.	\$780
18	5214	ENTERTAINMENT						\$0		\$0
19	5309	AUDIO/VISUAL EQUIPMENT RENTAL & LABOR						\$0		\$0
20	5310	COMPUTER RENTAL/INTERNET CONNECTIONS						\$0		\$0
21	5350	PROGRAM ALLOCATION	3,683	3,816	2,823	1,141	285	\$4,500	Chapters program allocation is \$1.00 per ACRL member residing in the state or region, but this expense is budgeted based on previous year's actual expenses.	\$4,500

	A	B	C	D	E	F	G	H	I	J
1	ACRL Chapters FY2023 3207									
2	Line	Line Description	2017 Actual	2018 Actual	2019 Actual	2020 Actual	2021 Actual	2022 Budget	2023 Notes	2023 Budget
22	5400	EDITORIAL/PROOFREADING/OUTSIDE						\$0		\$0
23	5401	TYPESETTING/COMPOSITION-OUTSD						\$0		\$0
24	5402	PRINTING-OUTSIDE						\$0	Printing outside	\$0
25	5403	BINDING-OUTSIDE						\$0		\$0
26	5031	STAFF DEVELOPMENT						\$0		\$0
27	5500	SUPPLIES/OPERATING						\$0	Supplies (Chapters Council)	\$0
28	5501	EQUIPMENT & SOFTWARE/MINOR						\$0		\$0
29	5502	REFERENCE MATERIAL/PERIODICALS						\$0		\$0
30	5510	INSURANCE						\$0		\$0
31	5520	EQUIPMENT RENTAL/LEASE						\$0		\$0
32	5521	SPACE RENT						\$0		\$0
33	5522	TELEPHONE/FAX						\$0	Reimbursed phone/fax (Chapters Council)	\$0
34	5523	POSTAGE/E-MAIL						\$0	Postage	\$0
35	5525	UTILITIES						\$0		\$0
36	5530	DEPRECIATION F/E	16	49	63	77	49	\$0		\$0
37	5531	DEPRECIATION BUILDING						\$0		\$0
38	5560	ORG SUPPORT/CONTRIBUTION						\$0		\$0
39	5599	MISC EXPENSE	236	605	337	182	114	\$643	This is each project's share of ACRL general expenses such as supplies, travel, telephone, and equipment depreciation. Calculated at same % of total operating expenses as salaries above.	\$633
40	5800	IMPAIRMENT / GW INTANGIBLE ASSETS								
41	5905	IUT/TELEPHONE						\$0	IUT-Telephone	\$0
42	5906	IUT/ORDER BILLING						\$0		\$0
43	5908	IUT/MAINTENANCE						\$0		\$0
44	5909	IUT/DIST CTR	76	115	27	23		\$125	IUT-Distribution	\$125
45	5910	IUT/REPRO CTR						\$0	IUT-Reprographics (based on FY2018 actual)	\$0
46	5998	IUT/ALLOCATIONS						\$0		\$0
47	5600	TAXES/INCOME								
48	Expenses		10,417	27,541	18,636	17,287	9,357	\$22,272		\$19,806
49										
50	Net		(10,417)	(27,541)	(18,636)	(17,287)	(9,357)	(\$22,272)		(\$19,806)

	A	B	C	D	E	F	G	H	I	J
1	ACRL Committees & Interest Groups		FY2023	3250						
2	Line	Line Description	2017 Actual	2018 Actual	2019 Actual	2020 Actual	2021 Actual	2022 Budget	2023 Notes	2023 Budget
3	4000	DUES/PERSONAL					-74			
4	4400	DONATIONS/HONORARIA	1,000							
5	4430	MISCELLANEOUS FEES								
6	4490	MISCELLANEOUS REVENUE								
7	Revenues		1,000	0	0	0	(74)	\$0		\$0
8										
9	5000	SALARIES & WAGES	71,085	109,859	97,264	100,471	90,153	\$95,581	Salaries % of ACRL total salaries listed in salary matrix	\$96,405
10	5005	ATTRITION FACTOR					(26,267)			
11	5010	EMPLOYEE BENEFITS	21,722	32,956	29,963	\$31,292	29,528	\$32,369	Benefit percentage of line 5000 as provided by ALA Planning & Budgeting	\$30,850
12	5110	PROFESSIONAL SERVICES				\$3,313	3,313			
13	5122	BANK S/C	29					\$0		\$0
14	5150	MESSENGER SERVICE	57					\$55	Messenger Service - share of Briefing Book shipping	\$55
15	5302	MEAL FUNCTIONS	4,722	4,206	2,469			\$1,250	Leadership Council catering for Annual Conference split between 3200, 3201, 3250, 3275. Budget based on average of previous years: \$5,000/4. (Removed in FY23)	\$0
16	5350	PROGRAM ALLOCATION	1,455					\$600	Division-level committees are entitled to up to \$150 each, but this line is budgeted based on historical actual requests.	\$600
17	5400	EDITORIAL/PROOFREADING/OUTSIDE						\$0		\$0
18	5401	TYPESETTING/COMPOSITION-OUTSD						\$0		\$0
19	5402	PRINTING-OUTSIDE	151	162	155	25		\$233	Outside printing - (share of \$700 ACRL Briefing Book)	\$233
20	5420	COPYRIGHT FEES						\$0		\$0
21	5430	WEB OPERATING EXPENSES	1,149	1,682				\$0	Zoom license fees moved to 0000.	\$0
22	5500	SUPPLIES/OPERATING	310					\$100		\$100
23	5530	DEPRECIATION F/E	307	368	663	685	513	\$0	0	\$0
24	5560	ORG SUPPORT/CONTRIBUTION						\$0		\$0
25	5599	MISC EXPENSE	4,442	4,519	3,525	1,607	1,192	\$5,473	This is each project's share of ACRL general expenses such as supplies, travel, telephone, and equipment depreciation. Calculated at same % of total operating expenses as salaries above.	\$6,406
26	5908	IUT/MAINTENANCE						\$0		\$0
27	5909	IUT/DIST CTR	4					\$0	IUT- Distribution	\$0
28	5910	IUT/REPRO CTR			91			\$0	IUT-Reprographics	\$0
29	Expenses		105,432	153,752	134,130	137,392	98,431	\$135,661	0	\$134,649
30										
31	Net		(104,432)	(153,752)	(134,130)	(137,392)	(98,505)	(\$135,661)	0	(\$134,649)

	A	B	C	D	E	F	G	H	I	J
1	ACRL Sections		FY2023	3275						
2	Line	Line Description	2017 Actual	2018 Actual	2019 Actual	2020 Actual	2021 Actual	2022 Budget	2023 Notes	2023 Budget
3	4000	DUES/PERSONAL				-34.17	-15.83			
4	4142	ADVERTISING/CLASSIFIED						\$0		\$0
5	4200	REGISTRATION FEES		3,550				\$0		\$0
6	4301	GRANTS AWARDS - TEMPORARILY RESTRICTED						\$0		\$0
7	4400	DONATIONS/HONORARIA	2,500			(139)		\$0		\$0
8	4420	INT/DIV						\$0		\$0
9	4490	MISCELLANEOUS REVENUE						\$0		\$0
10	Revenues		2,500	3,550	0	(173)	(16)	\$0		\$0
11										
12	5000	SALARIES & WAGES	47,612	69,323	66,426	80,521	54,610	\$67,169	Salaries calculated at % of total ACRL salaries per time study.	\$65,460
13	5005	ATTRITION FACTOR					(15,911)			
14	5009	ACCRUED VACATION WAGES						\$0		\$0
15	5010	EMPLOYEE BENEFITS	14,549	20,796	20,463	25,078	17,887	\$22,747	Benefit percentage of line 5000 as provided by ALA Planning & Budgeting	\$20,947
16	5110	PROFESSIONAL SERVICES					3,313			
17	5121	AUDIT/TAX FEES						\$0		\$0
18	5122	BANK S/C	71		(1)			\$0	Bank service fee.	\$0
19	5130	LOBBYING / CONSULTING								
20	5150	MESSENGER SERVICE		21				\$0		\$0
21	5212	LODGING & MEALS		200				\$0		\$0
22	5301	CONFERENCE EQUIPMENT RENTAL						\$0		\$0
23	5302	MEAL FUNCTIONS	4,722	4,206	2,469			\$1,250	Leadership Council catering for Annual Conference split between 3200, 3201, 3250, 3275. Budget based on average of previous years: \$5,000/4. (Removed in FY23)	\$0
24	5310	COMPUTER RENTAL/INTERNET CONNECTIONS						\$0		\$0
25	5350	PROGRAM ALLOCATION	22,966	28,377	25,069	22,722	26,500	\$49,443	Basic support for sections and interest groups: ANSS 1,145; Arts 1,332; CJCLS 1,716; CLS 2,721; DOLS 1,803; DSS 2,103; EBSS 1,370; ESS 1,158; IS 3,621; LES 1,171; PPIRS 1,095; RBMS 1,962; STS 1,679, ULS 3,780; WGSS 1,287. Interest Groups are entitled to up to \$150. Budget based on historical actual: 1,500. \$20,000 RBMS profit share from FY21 is being expended in FY22. The FY21 year-end credit is added to the FY22 beginning net asset balance, so is not shown as a credit for FY22.	\$49,443
26	5402	PRINTING-OUTSIDE		236				\$0		\$0
27	5430	WEB OPERATING EXPENSES	1,149	1,681				\$0	Zoom license fees moved to 0000.	\$0
28	5031	STAFF DEVELOPMENT						\$0		\$0
29	5500	SUPPLIES/OPERATING	55	0				\$0		\$0
30	5530	DEPRECIATION F/E	206	232	453	549	311	\$0		\$0
31	5560	ORG SUPPORT/CONTRIBUTION						\$0		\$0
32	5599	MISC EXPENSE	2,975	2,851	2,407	1,288	722	\$3,846	This is each project's share of ACRL general expenses such as supplies, travel, telephone, and equipment depreciation. Calculated at same % of total operating expenses as salaries above.	\$4,350
33	5909	IUT/DIST CTR	4	4	6	20		\$15	IUT-Distribution	\$15
34	5942	IUT/ADVERTISING						\$0	IUT-Advertising	\$0
35	5999	IUT/MISC						\$0		\$0
36	5911	IUT/OVERHEAD		937				\$0		\$0
37	5998	IUT/ALLOCATIONS						\$0		\$0
38	5600	TAXES/INCOME								
39	Expenses		94,308	128,865	117,292	130,178	87,430	\$144,470		\$140,215
40										
41	Net		(91,808)	(125,315)	(117,292)	(130,351)	(87,446)	(\$144,470)		(\$140,215)

	A	B	C	D	E	F	G	H	I	J
1	ACRL C&RL FY2023 3300									
2	Line	Line Description	2017 Actual	2018 Actual	2019 Actual	2020 Actual	2021 Actual	2022 Budget	2023 Notes	2023 Budget
3	4140	ADVERTISING/GROSS						\$0	Print ceased in FY14, so no print ad revenue in FY22	\$0
4	4143	ADVERTISING/ON-LINE	13,365	0				\$0	Advertising sales estimated from online sales per Choice estimate (advertising moved to 4429)	\$0
5	4610	COMMISSION/LINE ADV		(34)	(299)	(506)	(504)	(\$675)	Advertising representatives' commissions, 3% of online sales. FY23 budgeted online sales \$15,000	(\$675)
6	4611	COMMISSION/SALES REP	(596)	(225)	19			\$0	Advertising representatives' commissions, not applicable	\$0
7	4420	INT/DIV						\$0		\$0
8	4421	ROYALTIES	8,374	7,517	7,035	7,256	5,083	\$5,000	Royalties from aggregators, based on FY21 actual with continued small decline year to year	\$4,500
9	4429	OVRRD-EXMPT REVENUE/DIVISIONS		7,500	9,300	12,380	9,050	\$15,000	Ad revenue based on Choice estimate formally in line 4140 and 4143 now reported in overhead-exempt line as the ads are placed in a journal that is a perquisite of membership.	\$16,500
10	4430	MISCELLANEOUS FEES						\$0		\$0
11	4490	MISCELLANEOUS REVENUE						\$0		\$0
12	Revenues		21,142	14,758	16,054	19,131	13,630	\$19,325	\$20,325	
13										
14	5000	SALARIES & WAGES	14,922	19,141	16,684	20,332	17,787	\$18,544	Salaries calculated at % of total ACRL salaries listed in salary matrix.	\$21,423
15	5002	OVERTIME WAGES					14			
16	5005	ATTRITION FACTOR					(5,148)			
17	5009	ACCRUED VACATION WAGES						\$0		\$0
18	5010	EMPLOYEE BENEFITS	4,559	5,742	5,219	6,332	5,828	\$6,280	Benefit percentage of line 5000 as provided by ALA Planning & Budgeting	\$6,855
19	5110	PROFESSIONAL SERVICES	10,200	9,554	9,288	9,550	9,250	\$12,500	Professional Services - current distribution Editor 3000 Social Media Editor 2000 Book Review Editor 2100 Editorial Assistant 1 1500 Editorial Assistant 2 1500	\$12,500
20	5122	BANK S/C		14	361	56	27	\$50	Bank service fee, based on FY21 actual	\$30

	A	B	C	D	E	F	G	H	I	J
1	ACRL C&RL FY2023 3300									
2	Line	Line Description	2017 Actual	2018 Actual	2019 Actual	2020 Actual	2021 Actual	2022 Budget	2023 Notes	2023 Budget
21	5150	MESSENGER SERVICE	116					\$100	Messenger service, no expenses for this line in FY20 or FY21 actual	\$0
22	5151	DUPLICATION/OUTSIDE						\$0		\$0
23	5210	TRANSPORTATION						\$0	Travel Out-of-town, expenses for editor to attend relevant conferences (\$1,000 travel allowance transferred to professional services at request of editor)	\$0
24	5305	SPEAKER/GUEST HONORARIUM						\$0	Honorarium, stipend for editor (\$1,500 Honorarium transferred to professional services at request of editor)	\$0
25	5350	PROGRAM ALLOCATION						\$0		\$0
26	5400	EDITORIAL/PROOFREADING/OUTSIDE	4,750	5,350	5,250	5,400	6,850	\$5,250	Editorial/Proofread; 35 hr/issue x\$25/hr.x 7 issues	\$6,125
27	5401	TYPESETTING/COMPOSITION-OUTSD						\$0	Typesetting	\$0
28	5402	PRINTING-OUTSIDE						\$0	Outside printing. No printing after Nov. 2013.	\$0
29	5403	BINDING-OUTSIDE						\$0	NA	\$0
30	5404	DESIGN SERVICE-OUTSIDE						\$0		\$0
31	5406	REVIEW SERVICE						\$0		\$0
32	5410	MAIL SERVICE-OUTSIDE						\$0	Mail service--outside. Includes handling. No mailing after Nov. 2013.	\$0
33	5430	WEB OPERATING EXPENSES	18,850	6,996	4,662	5,969	7,514	\$5,965	C&RL costs for online journal hosting (estimated 105 total articles over 7 issues at \$42 per article, \$1,800 annual altmetric fee, \$500 portico preservation fee)	\$6,710
34	5501	EQUIPMENT & SOFTWARE/MINOR	4,830					\$0	"Editorial Assistant" (peer-review software) - moved from previous system to OJS in June 2017, no additional cost for using OJS system	\$0
35	5525	UTILITIES						\$0		\$0
36	5530	DEPRECIATION F/E	65	64	114	139	101	\$0		\$0
37	5543	BAD DEBT EXPENSE	0					\$0	Bad debt, @ 1% sales (4103+4109+4140)	\$0
38	5560	ORG SUPPORT/CONTRIBUTION						\$0		\$0
39	5599	MISC EXPENSE	932	787	605	325	234	\$1,062	This is each project's share of ACRL general expenses such as supplies, travel, telephone, and equipment depreciation. Calculated at same % of total operating expenses as salaries above.	\$1,424
40	5909	IUT/DIST CTR		32				\$25	IUT-Distribution	\$25
41	5910	IUT/REPRO CTR						\$0	IUT-Reprographics	\$0
42	5942	IUT/ADVERTISING	6,373	5,672	6,081	6,480	4,256	\$362	IUT-Choice - C&RL share of the amount paid to Choice to manage the sale of ad space per Choice estimate. Pam Marino salary included in salary line. Based on projected ad sales and FY21 actual.	\$4,500
43	5999	IUT/MISC						\$0		\$0
44	5911	IUT/OVERHEAD	0					\$0	IUT-Overhead: 50 % ALA rate on (4103+4601+4109+4110)	\$0
45	5998	IUT/ALLOCATIONS						\$300		\$300
46	5600	TAXES/INCOME	0	0	0			\$240	Unrelated Business Income Tax (UBIT), 3% of gross advertising revenue (4429). Removed taxes per ALA instructions in FY23.	\$0
47	Expenses		65,598	53,352	48,263	54,583	46,712	\$50,678	\$59,892	
48										
49	Net		(44,455)	(38,594)	(32,209)	(35,453)	(33,082)	(\$31,353)	(\$39,567)	

	A	B	C	D	E	F	G	H	I	J
1	ACRL C&RL News FY2023 3302									
2	Line	Line Description	2017 Actual	2018 Actual	2019 Actual	2020 Actual	2021 Actual	2022 Budget	2023 Notes	2023 Budget
3	4601	RETURNS/CREDITS						\$0	Returns/Credits - based on historical	\$0
4	4109	SALES/MISC	54			522		\$25	Sales of back issues (based on fy21 actual and historical)	\$25
5	4110	SUBSCRIPTIONS	16,216	16,094	13,992	13,904	9,721	\$4,312	Subscriptions (News became an online only publication in January 2022)	\$0
6	4140	ADVERTISING/GROSS	112,795	0				\$0	As print ads in a journal given as a perquisite of membership and are overhead exempt we are moving them to the overhead exempt line 4429.	\$0
7	4143	ADVERTISING/ON-LINE	95,938	64,156	88,200	89,300	86,400	\$90,000	Online advertising revenue based on Choice estimate of sponsorships of ACRL Update e-newsletter, Keeping Up With newsletter, ACRL Delivers eblasts	\$105,000
8	4610	COMMISSION/LINE ADV	(3,234)	(1,371)	(3,823)	(4,802)	(5,211)	(\$4,725)	Advertising representatives' commissions based on choice estimate of net online advertising revenue (website ads, etoc and newsletter sponsorships, eblasts)	(\$4,725)
9	4611	COMMISSION/SALES REP	(8,326)	(4,310)	(4,912)	(3,216)	(1,951)	(\$675)	Advertising representatives' commissions based on choice estimate of print advertising revenue for 4 issues. THIS CHANGED 8/21 BUT CELL ALREADY RED AS NEG REVENUE	(\$675)
10	4612	COMMISSION/ADVERTISING AGENCY						\$0	Eliminated agency discounts as revenues are reflected inclusive of any discount	\$0
11	4142	ADVERTISING/CLASSIFIED	433,651	415,063	408,078	283,475	282,130	\$340,000	Classified ad revenue - share of JobLIST ad sales (based on FY21 actual and future projceted trends)	\$420,000
12	4420	INT/DIV						\$0		\$0
13	4421	ROYALTIES	1,459	1,572	1,493	1,971	1,568	\$1,500	Royalties – aggregators (based on average of FY19,20,21.)	\$1,600
14	4422	ENDOWMENT GAIN/LOSS-REALIZED								
15	4423	ENDWMNT GAIN/LOSS-UNREALIZED								
16	4429	OVHRD-EXMPT REVENUE/DIVISIONS		78,760	110,930	83,576	50,800	\$30,000	Includes online advertising revenue based on revised Choice estimate; 1 etoc per issue. Since C&RL News is provided as a perquisite to members, ads directly related to this publication are exempt from overhead per the operating agreement.	\$16,500
17	4430	MISCELLANEOUS FEES						\$0		\$0
18	4490	MISCELLANEOUS REVENUE						\$0		\$0
19	Revenues		648,554	569,964	613,958	464,730	423,458	\$460,437		\$537,725

	A	B	C	D	E	F	G	H	I	J
1	ACRL C&RL News FY2023 3302									
2	Line	Line Description	2017 Actual	2018 Actual	2019 Actual	2020 Actual	2021 Actual	2022 Budget	2023 Notes	2023 Budget
20										
21	5000	SALARIES & WAGES	134,600	180,643	162,848	172,768	176,048	\$175,034	Salaries calculated at % of total ACRL salaries listed in salary matrix	\$182,098
22	5001	WAGES/TEMPORARY EMPLOYEES								
23	5002	OVERTIME WAGES					28			
24	5005	ATTRITION FACTOR					(51,226)	\$0		\$0
25	5009	ACCRUED VACATION WAGES						\$0		\$0
26	5010	EMPLOYEE BENEFITS	41,130	54,189	52,682	53,810	57,665	\$59,276	Benefit percentage of line 5000 as provided by ALA Planning & Budgeting	\$58,271
27	5011	LIFE INSURANCE								
28	5110	PROFESSIONAL SERVICES	27,000	18,000	18,000	18,000	18,000	\$19,200	Professional Service, outsourcing platform for ALA JobLIST, the online career center, shared with American Libraries; also includes \$4,000 to provide authors with a free ACRL webcast per agreement with Margot Conahan	\$22,000
29	5120	LEGAL FEES						\$0		\$0
30	5121	AUDIT/TAX FEES						\$0		\$0
31	5122	BANK S/C	2,873	3,694	1,271	957	162	\$3,250	Payment processing fees - approx 3.0% of product ad revenues	\$3,750
32	5130	LOBBYING / CONSULTING								
33	5140	EQUIP/FURN REPAIRS						\$0		\$0
34	5141	MAINTENANCE AGREEMENTS								
35	5150	MESSENGER SERVICE	3,309	4,406	3,898	2,986	1,048	\$1,417	C&RL News became an online-only publication with the January 2022 issue	\$0
36	5151	DUPLICATION/OUTSIDE								
37	5210	TRANSPORTATION						\$0		\$0
38	5350	PROGRAM ALLOCATION						\$0		\$0
39	5400	EDITORIAL/PROOFREADING/OUTSIDE						\$0	Proofreading as needed (based on historical trends)	\$0
40	5401	TYPESETTING/COMPOSITION-OUTSD						\$0	No longer a charge item.	\$0
41	5402	PRINTING-OUTSIDE	77,431	97,896	101,919	100,831	81,267	\$43,200	C&RL News became an online-only publication with the January 2022 issue	\$0
42	5403	BINDING-OUTSIDE	20					\$25	C&RL News became an online-only publication with the January 2022 issue	\$0
43	5404	DESIGN SERVICE-OUTSIDE	1,800	1,500	1,800	1,350	1,800	\$1,650	Design work for cover (\$150/issue)	\$1,650
44	5406	REVIEW SERVICE						\$0		\$0
45	5410	MAIL SERVICE-OUTSIDE	11,861	12,184	12,318	12,874	10,406	\$4,925	C&RL News became an online-only publication with the January 2022 issue	\$0
46	5411	ADVERTISING/SPACE						\$0		\$0
47	5412	ADVERTISING/DIRECT	709	2,888	314			\$600	Promo Costs – \$500 Direct, e.g. brochure, flyers, space ads for subscriptions; \$200, marketing online career center	\$700
48	5413	MAIL LIST RENTAL						\$0	Mail List Rental - No longer used.	\$0
49	5414	SUPPLIES/PRODUCTION						\$0	Supplies/Production	\$0
50	5415	PRE-PRESS/PHOTOGRAPHIC SERVICE	2,557	2,640	3,541	2,888	1,422	\$1,280	C&RL News became an online-only publication with the January 2022 issue	\$0
51	5416	ADVERTISING PRODUCTION COST						\$0		\$0
52	5420	COPYRIGHT FEES						\$0	Copyright fee (based on historical)	\$0
53	5430	WEB OPERATING EXPENSES	56,368	19,206	35,878	13,703	16,072	\$14,100	C&RL News costs for online journal hosting (estimated 20 articles per issue at \$42/ article=\$840/ issue) plus \$3,600 annual altmetric fee, \$650 portico preservation fee. No longer have charges for online subscription processing starting in FY23.	\$13,490
54	5431	WEBINAR/WEBCASTS/WEB CE EXP						\$0		\$0
55	5432	PURCHASED INVENTORY						\$0		\$0
56	5433	ORDER PROCESSING/FULFILLMENT	1,558	1,390	1,075	1,592	749	\$1,500	C&RL News became an online-only publication with the January 2022 issue	\$0
57	5031	STAFF DEVELOPMENT						\$0		\$0
58	5500	SUPPLIES/OPERATING						\$0	Supplies, based on FY19 actual and historical	\$0
59	5501	EQUIPMENT & SOFTWARE/MINOR						\$0	Haven't used since prior to FY15	\$0

	A	B	C	D	E	F	G	H	I	J
1	ACRL C&RL News FY2023 3302									
2	Line	Line Description	2017 Actual	2018 Actual	2019 Actual	2020 Actual	2021 Actual	2022 Budget	2023 Notes	2023 Budget
60	5502	REFERENCE MATERIAL/PERIODICALS			50			\$0	Magazine subscriptions, editorial-related books for editor and assistant editors. Zeroed out in FY21.	\$0
61	5510	INSURANCE						\$0		\$0
62	5520	EQUIPMENT RENTAL/LEASE						\$0		\$0
63	5521	SPACE RENT						\$0		\$0
64	5522	TELEPHONE/FAX	48	40	39	22	12	\$40	C&RL News became an online-only publication with the January 2022 issue	\$0
65	5523	POSTAGE/E-MAIL	45,992	47,984	49,039	48,679	37,704	\$19,284	C&RL News became an online-only publication with the January 2022 issue	\$0
66	5525	UTILITIES						\$0		\$0
67	5530	DEPRECIATION F/E	582	605	1,110	1,174	1,000	\$536	Depreciation	\$536
68	5531	DEPRECIATION BUILDING						\$0		\$0
69	5541	COLLECTION EXPENSE								
70	5543	BAD DEBT EXPENSE	5,524	4,951	5,060		(15,535)	\$261	Bad debt @1% gross revenue on subscriptions, misc. sales, and product ads	\$261
71	5544	INTEREST EXPENSE						\$0		\$0
72	5545	TAXES/PROPERTY						\$0		\$0
73	5550	PROMOTION						\$0		\$0
74	5560	ORG SUPPORT/CONTRIBUTION	14,000	14,000	14,000	14,000	14,000	\$14,000	IUT - JobLIST-related support to HRDR for furniture in the placement center; starting in FY13 agreed at \$14,000 or 7.5% of gross JobLIST online ad revenues, whichever is less	\$14,000
75	5599	MISC EXPENSE	8,410	7,430	5,902	2,767	2,325	\$10,023	This is each project's share of ACRL general expenses such as supplies, travel, telephone, and equipment depreciation. Calculated at same % of total operating expenses as salaries above.	\$12,100
76	5800	IMPAIRMENT / GW INTANGIBLE ASSETS								
77	5901	IUT/CPU						\$0		\$0
78	5902	IUT/DATA PROC						\$0	This item moved to project 3200 in FY12 per MJP.	\$0
79	5903	IUT/SUBS PROC	2,660					\$0	No longer a charge item.	\$0
80	5904	TRANSFER TO/FROM ENDOWMENT						\$0		\$0
81	5905	IUT/TELEPHONE						\$0	IUT-Telephone – Based on historical	\$0
82	5906	IUT/ORDER BILLING						\$0		\$0
83	5908	IUT/MAINTENANCE						\$0		\$0
84	5909	IUT/DIST CTR	14	6	18	7	76	\$20	IUT-Distribution – Based on FY21 actual	\$75
85	5910	IUT/REPRO CTR	18	18	71			\$50	IUT-Reprographics – Based on FY21 actual + historical	\$0
86	5912	IUT-Copyediting/Proofreading						\$0		\$0
87	5913	IUT-Composition/Alteration						\$0		\$0
88	5940	IUT/REGISTRATION PROCESSING						\$0		\$0
89	5941	IUT/CHOICE						\$0		\$0
90	5942	IUT/ADVERTISING	12,747	11,345	12,161	12,605	8,512	\$724	IUT-Advertising - C&RL News share of the amount paid to CHOICE to manage the sale of ad space based on FY23 ad sales projection and historical. Pam Marino salary included in salary line.	\$7,000
91	5999	IUT/MISC						\$0		\$0
92	5911	IUT/OVERHEAD	2,148	2,124	67,611	51,325	50,118	\$57,030	IUT – Overhead on ad sales on online advertising outside of the member perquisite and subscriptions @ rate of 50% of ALA OH rate	\$69,059
93	5998	IUT/ALLOCATIONS						\$0		\$0
94	5600	TAXES/INCOME	(24,319)	0	0			\$11,244	Unrelated Business Income Tax, est. @ 3% of gross advertising revenue lines 4429, 4142, 4143. Remvoed taxes per ALA instructions in FY23.	\$0
95	Expenses		429,039	487,139	550,606	512,337	411,652	\$438,669		\$384,990
96										
97	Net		219,515	82,825	63,352	(47,606)	11,806	\$21,768		\$152,735

	A	B	C	D	E	F	G	H	I	J
1	ACRL RBM FY2023 3303									
2	Line	Line Description	2017 Actual	2018 Actual	2019 Actual	2020 Actual	2021 Actual	2022 Budget	2023 Notes	2023 Budget
3	4601	RETURNS/CREDITS						(\$3)	Returns @ 5% of line 4109	(\$3)
4	4108	SALES/ALA STORE						\$0		\$0
5	4109	SALES/MISC	402	52			67	\$50	Sales of back issues (based on FY21 actual and historical) One-third (Sept.-Dec.) deferred from FY22: \$4,330	\$50
6	4110	SUBSCRIPTIONS	17,914	11,727	17,725	15,828	18,847	\$13,637	FY22 (25% decline in subscribers from FY21 actual, plus annual 2% cost increase) 157 US subs. @ \$56 = \$8,792 5 Canadian @ \$62 = 310 14 foreign @ \$73 = \$1,022 176 \$10,124 Two-thirds recognized in FY32: \$6,681 (One-third deferred to FY24: \$3,443)	\$11,011
7	4140	ADVERTISING/GROSS	8,440	7,970	9,930	8,410	6,870	\$8,000	Per Choice projections.	\$5,000
8	4143	ADVERTISING/ON-LINE	5,430	2,350	2,260	1,940	1,880	\$1,500	Per Choice projections.	\$1,000
9	4610	COMMISSION/LINE ADV		(39)	(68)	(87)	(105)	(\$68)	Advertising representatives' commissions, 3% of net advertising revenue shown in 4143	(\$30)
10	4611	COMMISSION/SALES REP	(256)	(277)	(298)	(388)	(309)	(\$360)	Advertising representatives' commissions, 3% of net advertising revenue (4140-4612)	(\$180)
11	4612	COMMISSION/ADVERTISING AGENCY						\$0	Eliminated agency discounts as revenues are reflected inclusive of any discount	\$0
12	4142	ADVERTISING/CLASSIFIED						\$0		\$0
13	4420	INT/DIV						\$0		\$0
14	4421	ROYALTIES	2,731	1,088	321	1,662	210	\$1,000	Royalties – aggregators (based on average of FY19,20,21 plus historical trends.)	\$750
15	4430	MISCELLANEOUS FEES						\$0		\$0
16	4490	MISCELLANEOUS REVENUE						\$0		\$0
17	Revenues		34,661	22,871	29,870	27,365	27,460	\$23,756		\$17,598
18										
19	5000	SALARIES & WAGES	3,916	4,409	2,552	4,407	3,095	\$4,270	Salaries: % of ACRL total salaries listed in salary matrix	\$3,703
20	5002	OVERTIME WAGES					5			
21	5005	ATTRITION FACTOR					(890)			
22	5010	EMPLOYEE BENEFITS	1,197	1,323	892	1,373	1,014	\$1,446	Benefit percentage of line 5000 as provided by ALA Planning & Budgeting	\$1,185
23	5100	TEMPORARY EMPLOYEES/OUTSIDE						\$0		\$0
24	5110	PROFESSIONAL SERVICES	800	800	800	800		\$800	Editor Stipend	\$800
25	5120	LEGAL FEES						\$0		\$0
26	5121	AUDIT/TAX FEES						\$0		\$0
27	5122	BANK S/C	370	219	363	251	133	\$0		\$0
28	5150	MESSENGER SERVICE	37	48	52	28		\$50	Based on FY21 actual and historical.	\$30
29	5151	DUPLICATION/OUTSIDE								
30	5400	EDITORIAL/PROOFREADING/OUTSIDE	750	750	675	625	825	\$800	Editorial/Proofreading (\$400 per issue) 10 hrs x \$40	\$800
31	5401	TYPESETTING/COMPOSITION-OUTSD						\$0	0	\$0
32	5402	PRINTING-OUTSIDE	3,595	3,195	3,018	2,985	3,082	\$3,510	Printing issues of RBM (\$1,755/issue x 2, based on FY22 budget + 8% increase based on estimate from Walsworth, assuming page counts at FY21 level)	\$3,791
33	5403	BINDING-OUTSIDE	39	21				\$0		\$0
34	5404	DESIGN SERVICE-OUTSIDE						\$0	0	\$0
35	5406	REVIEW SERVICE						\$0		\$0
36	5410	MAIL SERVICE-OUTSIDE	788	665	654	656	645	\$890	Mail handling of 2 issues of magazine (\$50 ea.) + list preparation @ 275 ea. And \$240 for subscription handling.	\$890
37	5415	PRE-PRESS/PHOTOGRAPHIC SERVICE	381	371	260	155	31	\$350	Pre-press/photographic work @ \$185/issue	\$350

	A	B	C	D	E	F	G	H	I	J
1	ACRL RBM FY2023 3303									
2	Line	Line Description	2017 Actual	2018 Actual	2019 Actual	2020 Actual	2021 Actual	2022 Budget	2023 Notes	2023 Budget
38	5416	ADVERTISING PRODUCTION COST						\$0		\$0
39	5420	COPYRIGHT FEES						\$0	Copyright	\$0
			8,475	2,201	2,182	2,922	2,778	\$3,150	RBM costs for online journal hosting (estimated 20 total articles over 2 issues @ \$42/ article), \$1,650 for web hosting of subscription processing, \$550 for altmetrics, and \$110 for portico digital preservation.	\$3,150
40	5430	WEB OPERATING EXPENSES								
41	5431	WEBINAR/WEBCASTS/WEB CE EXP						\$0		\$0
42	5432	PURCHASED INVENTORY						\$0		\$0
43	5433	ORDER PROCESSING/FULFILLMENT	2,017	785	696	924	579	\$1,000	Subscription processing fees from outside supplier	\$1,000
44	5480	COST OF SALES						\$0		\$0
45	5500	SUPPLIES/OPERATING						\$0		\$0
								\$0	"Editorial Assistant" (peer-review software) \$30 per submitted article; avg 10 submitted articles per year -DISCONTINUED USE in FY15	\$0
46	5501	EQUIPMENT & SOFTWARE/MINOR								
47	5522	TELEPHONE/FAX	6	28	10	8		\$35	Support for subscription processing	\$35
			1,510	1,369	1,270	1,045	1,911	\$1,373	Postage for mailing two issues (2 @ \$660). (First class) (Note: Second class rates not available for RBM because it is not mailed often enough to qualify.) (increase of 4% from FY21 budget)	\$1,373
48	5523	POSTAGE/E-MAIL								
49	5525	UTILITIES						\$0		\$0
50	5530	DEPRECIATION F/E	17	15	17	30	17	\$0		\$0
51	5531	DEPRECIATION BUILDING						\$0		\$0
52	5541	COLLECTION EXPENSE								
53	5543	BAD DEBT EXPENSE	102	102	103	0	(307)	\$86	Bad debt @ 1% of revenue on lines 4109 and 4140	\$86
			245	181	93	70.62	40.41	\$245	This is each project's share of ACRL general expenses such as supplies, travel, telephone, and equipment depreciation. Calculated at same % of total operating expenses as salaries above.	\$246
54	5599	MISC EXPENSE								
55	5800	IMPAIRMENT / GW INTANGIBLE ASSETS								
56	5901	IUT/CPU						\$0		\$0
57	5902	IUT/DATA PROC						\$0		\$0
			2,014					\$0	Subscription services fees, moved to lines 5433, 5522,5430, and 5410	\$0
58	5903	IUT/SUBS PROC								
59	5909	IUT/DIST CTR		8				\$25	IUT-Distribution (includes some back issues)	\$25
60	5910	IUT/REPRO CTR						\$0	IUT-Reprographics	\$0
61	5941	IUT/CHOICE						\$0		\$0
			2,124	1,891	2,027	2,160	1,419	\$120	IUT Advertising: RBM share of the amount paid to CHOICE to manage the sale of ad space based on FY23 ad projections and historical. Pam Marino salary included in salary line.	\$1,250
62	5942	IUT/ADVERTISING						\$0		\$0
63	5999	IUT/MISC						\$0		\$0
64	5911	IUT/OVERHEAD	4,575	3,019	3,958	3,626	3,639	\$3,148	IUT-Overhead: 50% of ALA OH rate x Total Revenues	\$2,332
65	5998	IUT/ALLOCATIONS						\$0		\$0
			(215)	0	0			\$285	Unrelated business income: 3% of total advertising revenue, line 4140, 4142, 4143. Removed taxes per ALA instructions in FY23.	\$0
66	5600	TAXES/INCOME								
67	Expenses		32,744	21,400	19,622	22,066	18,017	\$21,583		\$21,046
68										
69	Net		1,917	1,471	10,249	5,299	9,444	\$2,173		(\$3,448)

	A	B	C	D	E	F	G	H	I	J
1	ACRL Web CE FY2023 3340									
2	Line	Line Description	2017 Actual	2018 Actual	2019 Actual	2020 Actual	2021 Actual	2022 Budget	2023 Notes	2023 Budget
3	4103	SALES - ONLINE	81,545	102,650	22,255		37,418	\$24,375	15% of sponsored webinar revenue to cost-share with CHOICE. (Percentage was 40% in FY17, currently splitting 85/15 CHOICE/ACRL)	\$24,375
4	4104	SALES/RENTL MAIL LISTS						\$0		\$0
5	4105	SALES/WEBINARS/WEBCASTS/WEB CE	41,121	19,720	81,890	86,275	61,570	\$72,345	Online learning registration fees (multi-week online courses and one-shot webcasts). Online courses: 2 total online courses x 18 participants each @ \$135 = \$5,400 Webcasts: 22 live webcasts with 25 registrants each (550 total) with an average reg fee of \$65 (based on avg reg for webcasts following the implementation of the ALA standardized bulk discounts, no more group rate). Based on \$50 ACRL member fee, \$71 ALA member, \$79 Nonmember, with bulk discounts starting with two registrants	\$40,610
6	4109	SALES/MISC								
7	4140	ADVERTISING/GROSS						\$0	CHOICE sponsored revenue recognized in 4103	\$0
8	4143	ADVERTISING/ON-LINE						\$0		\$0
9	4610	COMMISSION/LINE ADV						\$0		\$0
10	4611	COMMISSION/SALES REP	(4,639)	(954)	(447)	(2,058)	(2,824)	(\$1,097)	Commissions on ACRL-CHOICE sponsored webcasts. 15% of \$9,000 due to cost-share with CHOICE. Updated based on historical actuals.	(\$1,097)
11	4429	OVHED-EXMPT REVENUE/DIVISIONS						\$0		\$0
12	4430	MISCELLANEOUS FEES						\$0		\$0
13	4490	MISCELLANEOUS REVENUE						\$0		\$0
14	Revenues		118,027	121,416	103,698	84,217	96,164	\$95,623	\$63,888	
15										
16	5000	SALARIES & WAGES	12,053	27,143	15,636	28,780	22,073	\$26,298	Salaries @ % of ACRL salaries listed in matrix	\$16,663
17	5001	WAGES/TEMPORARY EMPLOYEES								
18	5002	OVERTIME WAGES								
19	5005	ATTRITION FACTOR					(6,431)	\$0		\$0
20	5009	ACCRUED VACATION WAGES						\$0		\$0
21	5010	EMPLOYEE BENEFITS	3,683	8,142	4,817	8,963	7,230	\$8,906	Benefit percentage of line 5000 as provided by ALA Planning & Budgeting	\$5,332
22	5110	PROFESSIONAL SERVICES	3,185	4,430	5,894	495	11,914	\$2,000	Course development, 2 new Moodle courses x \$1,000 = \$2,000	\$2,000
23	5120	LEGAL FEES								
24	5121	AUDIT/TAX FEES						\$0		\$0
25	5122	BANK S/C	1,233	2,926	1,537	1,738	1,832	\$2,062	Bank Charges	\$1,157
26	5130	LOBBYING / CONSULTING								
27	5304	SPEAKER/GUEST EXPENSE						\$0		\$0
28	5305	SPEAKER/GUEST HONORARIUM	300	7,519	2,274	4,739	6,976	\$4,800		
29	5310	COMPUTER RENTAL/INTERNET CONNECTIONS						\$0		\$0
30	5350	PROGRAM ALLOCATION			101			\$0		\$0
31	5420	COPYRIGHT FEES						\$0	Copyright fees	\$0
32	5430	WEB OPERATING EXPENSES	5,971	3,467	2,744	672		\$0	Web Operating Expenses	\$0
33	5431	WEBINAR/WEBCASTS/WEB CE EXP	1,956					\$4,461	85/15 expense split with CHOICE; 15% expenses recognized in budget.	\$4,461

	A	B	C	D	E	F	G	H	I	J
1	ACRL Web CE FY2023 3340									
2	Line	Line Description	2017 Actual	2018 Actual	2019 Actual	2020 Actual	2021 Actual	2022 Budget	2023 Notes	2023 Budget
34	5525	UTILITIES						\$0		\$0
35	5530	DEPRECIATION F/E	52	91	107	196	126	\$0		\$0
36	5531	DEPRECIATION BUILDING						\$0		\$0
37	5532	AMORT.- EQUIP N-S INTANGIBLE ASSETS						\$0		\$0
38	5533	DO NOT USE N/S Intangible Assets								
39	5540	ROYALTY EXPENSE	3,218	1,581	0	0	150	\$7,235	Presenter royalty payments: 10% x registration revenue for webcasts and online courses	\$4,061
40	5541	COLLECTION EXPENSE								
41	5543	BAD DEBT EXPENSE	606	503	405	0	(1,514)	\$381	Bad debt (1% of gross revenues)	\$381
42	5544	INTEREST EXPENSE						\$0		\$0
43	5545	TAXES/PROPERTY						\$0		\$0
44	5550	PROMOTION						\$0		\$0
45	5560	ORG SUPPORT/CONTRIBUTION						\$0		\$0
46	5599	MISC EXPENSE	753	1,116	567	460	292	\$1,506	This is each project's share of ACRL general expenses such as supplies, travel, telephone, and equipment depreciation. Calculated at same % of total operating expenses as salaries above.	\$1,107
47	5908	IUT/MAINTENANCE						\$0		\$0
48	5909	IUT/DIST CTR	7	10				\$0	IUT-Distribution	\$0
49	5940	IUT/REGISTRATION PROCESSING	2,207	2,998	1,809	2,639	2,283	\$4,835	IUT-Registration Processing: \$7.25 per registrant for online courses and webcasts. Based on 550 online learning attendees.	\$3,988
50	5941	IUT/CHOICE						\$0		\$0
51	5942	IUT/ADVERTISING						\$0		\$0
52	5999	IUT/MISC						\$0		\$0
53	5911	IUT/OVERHEAD	16,192	16,153	13,740	11,159	12,742	\$9,586	IUT-Overhead - Publishing pays 50% ALA overhead rate on revenues (4105)	\$5,381
54	5998	IUT/ALLOCATIONS						\$0		\$0
55	5600	TAXES/INCOME	0	0	0				3% of advertising revenues	
56	Expenses		\$51,415	\$76,078	\$49,631	\$59,841	\$57,671	\$72,070		\$44,531
57										
58	Net		\$66,612	\$45,339	\$54,067	\$24,376	\$38,493	\$23,553		\$19,357

	A	B	C	D	E	F	G	H	I	J
1	ACRL Licensed Workshops FY2023 3341									
2	<u>Line</u>	<u>Line Description</u>	<u>2017 Actual</u>	<u>2018 Actual</u>	<u>2019 Actual</u>	<u>2020 Actual</u>	<u>2021 Actual</u>	<u>2022 Budget</u>	<u>2023 Notes</u>	<u>2023 Budget</u>
3	4103	SALES - ONLINE					24,430			\$0
4	4200	REGISTRATION FEES		19,430	630			\$9,205	Offering a workshop at ALA Annual Conference. Registration fees for one 1-day workshop: 30 ACRL members @ \$255 = \$7,650, 3 ALA members @ \$295 = \$885, 2 Nonmembers @ \$335 = \$670 for each workshop. Total = \$9,205 Licensed regional in-person workshops and licensed online experiences (new in FY21).	\$9,205
5	4430	MISCELLANEOUS FEES							Assumes a transition to safe travel and group gatherings, but with reduced demand and budget for in-person events and increased demand for online events.	
6	4490	MISCELLANEOUS REVENUE	55,795	160,250	76,370			\$57,000	In-person and online workshops on 7 topics (Standards for Libraries in Higher Education, Scholarly Communication, Assessment, Research Data Management, Framework for Information Literacy for Higher Education, Open Educational Resources, and Scholarship of Teaching and Learning). License fee for workshops (in-person or online) with two presenters at @ 6,000 per workshop x 6. License fee for workshops (in-person or online) with one presenter @ \$3,500 per workshop x 6. Twelve total workshops offered in FY23.	\$57,000
7		Revenues	\$55,795	\$179,680	\$77,000	\$39,000	\$30,430	\$66,205		\$66,205
8										
9	5000	SALARIES & WAGES	29,636	35,313	26,633	36,536	24,559	\$23,699	Salaries @ % of ACRL salaries listed in the salary matrix	\$29,755
10	5001	WAGES/TEMPORARY EMPLOYEES								
11	5002	OVERTIME WAGES								
12	5005	ATTRITION FACTOR					(7,156)	\$0		\$0
13	5009	ACCRUED VACATION WAGES						\$0		\$0
14	5010	EMPLOYEE BENEFITS	9,056	10,593	8,204	11,379	8,044	\$8,026	Benefit percentage of line 5000 as provided by ALA Planning & Budgeting	\$9,521
15	5122	BANK S/C		128	214			\$1,821	Bank service fees	\$1,821
16	5130	LOBBYING / CONSULTING								
17	5140	EQUIP/FURN REPAIRS						\$0		\$0
18	5141	MAINTENANCE AGREEMENTS								
19	5150	MESSENGER SERVICE	38	416	54	70		\$0	0	\$0
20	5151	DUPLICATION/OUTSIDE								
21	5210	TRANSPORTATION	1,437					\$0		\$0
22	5300	FACILITIES RENT						\$0		\$0

	A	B	C	D	E	F	G	H	I	J
1	ACRL Licensed Workshops FY2023 3341									
2	Line	Line Description	2017 Actual	2018 Actual	2019 Actual	2020 Actual	2021 Actual	2022 Budget	2023 Notes	2023 Budget
23	5301	CONFERENCE EQUIPMENT RENTAL						\$0		\$0
24	5302	MEAL FUNCTIONS		2,793				\$1,540	Workshop AM and PM breaks for ALA Annual Conference. 35 participants x 2 breaks @ \$22 per break = \$1,540.	\$1,540
25	5303	EXHIBITS						\$0		\$0
26	5304	SPEAKER/GUEST EXPENSE	5,511	6,310	1,331	958		\$0	All travel for experienced presenters is reimbursed by hosts for workshops delivered. ACRL covers travel for new presenters to shadow. Assumes travel for three new presenters. Per person costs: \$450 flight, \$200 hotel x 1.5 nights, \$50 per diem x 2 days. \$75 ground transportation.	\$0
27	5305	SPEAKER/GUEST HONORARIUM	22,951	55,625	24,998	14,250	9,325	\$18,000	Presenter honorarium @ \$750 x 2 presenters x 6 workshops; \$750 Standards/AIA/other x 1 presenter x 6 workshops; plus six presenter coordinators \$750 each.	\$18,000
28	5306	AWARDS						\$0		\$0
29	5307	SECURITY SERVICES						\$0		\$0
30	5308	SPECIAL TRANSPORTATION						\$0		\$0
31	5309	AUDIO/VISUAL EQUIPMENT RENTAL & LABOR		3,588	2,483	570		\$0		\$0
32	5310	COMPUTER RENTAL/INTERNET CONNECTIONS						\$0		\$0
33	5350	PROGRAM ALLOCATION	0	750	1,500	1,195	2,749	\$7,500	Annual funds for new curriculum development and existing curriculum refresh; IUT to Standards budget for Standards and Framework booklets comped for those workshops	\$7,500
34	5400	EDITORIAL/PROOFREADING/OUTSIDE						\$0		\$0
35	5402	PRINTING-OUTSIDE		734				\$0		\$0
36	5403	BINDING-OUTSIDE						\$0		\$0
37	5525	UTILITIES						\$0		\$0
38	5530	DEPRECIATION F/E	128	118	181	249	140	\$0		\$0
39	5599	MISC EXPENSE	1,992	1,592	1,040	659	325	\$1,357	This is each project's share of ACRL general expenses such as supplies, travel, telephone, and equipment depreciation. Calculated at same % of total operating expenses as salaries above.	\$1,977
40	5909	IUT/DIST CTR		9	31			\$0	IUT-Distribution	\$0
41	5910	IUT/REPRO CTR	309	74	366			\$0	IUT-Reprographics	\$0
42	5911	IUT/OVERHEAD	7,365	26,283	10,286	5,168	4,032	\$8,772	IUT-Overhead: License overhead @ 50% of ALA overhead rate as provided by ALA Planning and Budgeting.	\$8,772
43	5998	IUT/ALLOCATIONS						\$0		\$0
44	5600	TAXES/INCOME								
45	Expenses		\$78,422	\$144,325	\$77,320	\$71,033	\$42,018	\$70,715	\$0	\$78,886
46										
47	Net		(\$22,627)	\$35,355	(\$320)	(\$32,033)	(\$11,588)	(\$4,510)	\$0	(\$12,681)

	A	B	C	D	E	F	G	H	I	J
1	ACRL Non-Periodical Pubs		FY2023 3400							
2	<u>Line</u>	<u>Line Description</u>	<u>2017 Actual</u>	<u>2018 Actual</u>	<u>2019 Actual</u>	<u>2020 Actual</u>	<u>2021 Actual</u>	<u>2022 Budget</u>	<u>2023 Notes</u>	<u>2023 Budget</u>
3	4100	SALES/BOOKS	317,939	376,051	302,128	237,341	169,666	\$211,000	Backlist sales: \$62,500. 125 titles at \$500/title Sales of new books: \$136,000. 17 new titles at \$8000/title	\$198,500
4	4601	RETURNS/CREDITS	(27,280)	(24,719)	(26,572)	(31,416)	(11,918)	(\$16,880)	Returns, @ 7.5% of sales. (Down from 8% based on 7.024% FY21 actual)	(\$14,888)
5	4602	SALES/BOOKS-DISCOUNT	(17,363)	(878)	(299)			\$0		\$0
6	4103	SALES - ONLINE						\$0		\$0
7	4421	ROYALTIES	14,831	38,020	63,640	69,905	94,088	\$72,000	Royalties from Univ. of So. Carolina, ALA, MIT Press, Haworth, EBSCO, ProQuest, Gardners, etc	\$90,000
8	Revenues		\$288,126	\$388,475	\$338,897	\$275,831	\$251,835	\$266,120		\$273,612
9										
10	5000	SALARIES & WAGES	76,896	102,634	91,519	118,321	80,737	\$89,855	Salaries @ % of ACRL salaries listed in the salary matrix	\$94,620
11	5005	ATTRITION FACTOR					(23,524)			
12	5010	EMPLOYEE BENEFITS	23,498	30,787	28,193	36,851	26,444	\$30,430	Benefit percentage of line 5000 as provided by ALA Planning & Budgeting	\$30,278
13	5122	BANK S/C	42	5				\$0	Bank Credit card	\$0
14	5150	MESSENGER SERVICE	52	39				\$0	Messenger	\$0
15	5400	EDITORIAL/PROOFREADING/OUTSIDE	10,959	20,688	16,475	10917.2	17818.39	\$22,100	Editorial/Proofreading (17 @ \$1300)	\$22,100
16	5401	TYPESETTING/COMPOSITION-OUTSD						\$0	Typesetting	\$0
17	5402	PRINTING-OUTSIDE	26,255	33,411	32,056	26,536	19,177	\$41,600	Outside printing of 17 new titles @ \$2,300/title	\$39,100
18	5403	BINDING-OUTSIDE						\$0		\$0
19	5404	DESIGN SERVICE-OUTSIDE	161	80	241	6,302	88	\$3,000	Potential design of 1 of the 17 new books	\$3,000
20	5406	REVIEW SERVICE						\$0		\$0
21	5410	MAIL SERVICE-OUTSIDE			67			\$0		\$0
22	5411	ADVERTISING/SPACE						\$0	Advertising space purchase	\$0
23	5412	ADVERTISING/DIRECT						\$5,000	Printing/distribution of Publications catalogs and flyers	\$5,000
24	5413	MAIL LIST RENTAL						\$0	Mailing list rental	\$0
25	5414	SUPPLIES/PRODUCTION						\$0	Formatting ebooks has been brought in-house and is reflected in the time study for salaries and benefits.	\$0
26	5415	PRE-PRESS/PHOTOGRAPHIC SERVICE	100	77	12		40	\$25	Pre-Press/Photographic	\$60
27	5416	ADVERTISING PRODUCTION COST						\$0		\$0
28	5420	COPYRIGHT FEES		3,000				\$935	Copyright fees 17 new books @ \$55 each	\$935
29	5433	ORDER PROCESSING/FULFILLMENT	24,220	31,331	22,775	27,331	26,875	\$23,210	Transaction Fee/Order Fulfillment, calculated at 11% of sales (line 4100)	\$21,835
30	5480	COST OF SALES	56,318	70,029	38,553	37,488	41,911	\$37,980	Cost of sales, calculated as 18% of sales (line 4100)	\$35,730
31	5490	INVENTORY ADJUSTMENT	(35,943)	(55,342)	(79,262)	(50,507)	40,792	(\$67,660)	Inventory adjustment. Total of lines 5400, 5401, 5402, 5404, 5415, and 5420.	(\$65,195)
32	5499	INVENTORY RESERVE ADJUSTMENT	2,000	4,329	2,000	2,001	2,000	\$2,000	Inventory Reserve Adjustment (removal of out-of-print titles from stock, est. \$2,000 residual value)	\$1,000
33	5523	POSTAGE/E-MAIL	3,789	6,694	5,049	3,720	3,279	\$6,000	Mailing books to reviewers and authors	\$5,000
34	5525	UTILITIES						\$0		\$0
35	5530	DEPRECIATION F/E	333	344	624	806	459	\$0		\$0
36	5540	ROYALTY EXPENSE	22,594	27,116	20,598	12,637	8,181	\$10,550	Royalty Expenses - Included are royalties ACRL pays its own authors. Royalties are reduced, as ACRL previously paid 10% royalties on sales to ALA Publishing. Royalties paid to ACRL Authors: (10% x 50% of Line 4100)	\$9,925
37	5541	COLLECTION EXPENSE								
38	5543	BAD DEBT EXPENSE	3,446	3,667	4,000	(0)	(11,113)	\$4,000	Bad debt, 1% of gross revenues	\$4,000
39	5599	MISC EXPENSE	4,730	4,222	3,317			\$5,145	This is each project's share of ACRL general expenses such as supplies, travel, telephone, and equipment depreciation. Calculated at same % of total operating expenses as salaries above.	\$6,287
40	5909	IUT/DIST CTR	1,117	939	1,259	557		\$1,300	IUT-Distribution	\$0
41	5910	IUT/REPRO CTR	53	18	24			\$100	IUT-Reprographics	\$0
42	5941	IUT/CHOICE						\$4,309	Support to CHOICE for management of publishing initiatives.	\$4,309
43	5911	IUT/OVERHEAD	36,075	46,260	36,472	27,285	20,902	\$25,721	IUT-Overhead - Revenues from sales of books are charged 50% of ALA overhead rate on revenues (4100+4103+4601).	\$36,254
44	5998	IUT/ALLOCATIONS						\$0		\$0
45	Expenses		\$256,695	\$330,329	\$223,970	\$262,137	\$255,133	\$245,600		\$254,238
46										
47	Net		\$31,431	\$58,146	\$114,927	\$13,693	(\$3,297)	\$20,520		\$19,374

	A	B	C	D	E	F	G	H	I	J
1	ACRL Equity, Diversity & Inclusion FY2023 3402									
2	Line	Line Description	2017 Actual	2018 Actual	2019 Actual	2020 Actual	2021 Actual	2022 Budget	2023 Notes	2023 Budget
3	4200	REGISTRATION FEES			2,930					
4	4430	MISCELLANEOUS FEES	17,450	0				\$0	\$10,000 in partial revenue for subsidized RoadShow	\$10,000
5	4490	MISCELLANEOUS REVENUE		25,500	27,000	14,000	28,500	\$17,500	Diversity Alliance fees: 35 institutions @ \$500. Number of institutions based on 75% of 2021 membership.	\$17,500
6		Revenues	\$17,450	\$25,500	\$29,930	\$14,000	\$28,500	\$17,500		\$27,500
7										
8	5000	SALARIES & WAGES	10,100	16,119	10,021	9,681	14,672	\$27,459	Salaries at % of ACRL total salaries listed in salary matrix	\$27,850
9	5001	WAGES/TEMPORARY EMPLOYEES								
10	5002	OVERTIME WAGES								
11	5005	ATTRITION FACTOR					(4,275)	\$0		\$0
12	5009	ACCRUED VACATION WAGES						\$0		\$0
13	5010	EMPLOYEE BENEFITS	3,087	4,835	3,087	3,015	4,805	\$9,299	Benefit percentage of line 5000 as provided by ALA Planning & Budgeting	\$8,912
14	5121	AUDIT/TAX FEES						\$0		\$0
15	5122	BANK S/C	89	428	384	89	299	\$438	Bank Charges on credit cards. 2.5% of revenues.	\$688
16	5210	TRANSPORTATION			933	2,146		\$0	Subsidized RoadShows for HBCU, tribal colleges, and other minority-serving institutions. 5 subsidized RSs on a partial cost-recovery model. Delivery to 5 locations estimated direct cost of \$5,250 total for travel (2 presenters x 5 workshop locations) * (\$450 flight + \$75 ground transportation).	\$5,250
17	5212	LODGING & MEALS			1,314			\$0	Subsidized RoadShows for HBCU, tribal colleges, and other minority-serving institutions: \$4,000 total lodging/meals = (2 presenters x 5 workshop locations) * (\$300 hotel for 2 days) + (\$50/day * 2 days per diem).	\$7,000

	A	B	C	D	E	F	G	H	I	J
1	ACRL Equity, Diversity & Inclusion FY2023 3402									
2	Line	Line Description	2017 Actual	2018 Actual	2019 Actual	2020 Actual	2021 Actual	2022 Budget	2023 Notes	2023 Budget
18	5301	CONFERENCE EQUIPMENT RENTAL			3,696			\$0		\$0
19	5302	MEAL FUNCTIONS			6,394					
20	5303	EXHIBITS						\$0		\$0
21	5304	SPEAKER/GUEST EXPENSE			2,535					
22	5305	SPEAKER/GUEST HONORARIUM			4,750		200	\$300	Subsidized RoadShows for HBCU, tribal colleges, and other minority-serving institutions: \$7,500 honorarium total = (\$750 x 2 presenters x 5 locations). Spectrum Scholar Mentor Program webinar presenter stipend - \$300	\$7,800
23	5306	Awards							See project 3838 scholarships for ALA Spectrum Scholars; ACRL support for 3 scholars (Two scholars were approved in FY22, but only was funded. After FY23, ACRL will return to funding two scholars.): \$21,000	\$0
24	5350	PROGRAM ALLOCATION		7,304	8,105		11,188	\$1,500	\$1,500 budgeted for TBD expenses for the ACRL Diversity Alliance.	\$2,500
25	5030	STAFF RECRUITMENT/RELOCATION						\$0	\$1,000 will be budgeted for potential EDI activities in consultation with the chair of the EDI committee.	\$0
26	5031	STAFF DEVELOPMENT						\$0		\$0
27	5500	SUPPLIES/OPERATING			574			\$200	Supplies	\$200
28	5525	UTILITIES						\$0		\$0
29	5530	DEPRECIATION F/E	44	54	68	66	83	\$0		\$0
30	5543	BAD DEBT EXPENSE			148		(148)	\$148		\$148
31	5599	MISC EXPENSE	631	663	363	155	194	\$1,572	This is each project's share of ACRL general expenses such as supplies, travel, telephone, and equipment depreciation. Calculated at same % of total operating expenses as salaries above.	\$1,851
32	5909	IUT/DIST CTR						\$0	IUT-Distribution	\$0
33	5910	IUT/REPRO CTR	175		160			\$200	IUT-Reprographics	\$200
34	5911	IUT/OVERHEAD	2,303	3,366	388			\$4,638	IUT-General Overhead IUT 100% of ALA General overhead rate on revenue from misc. fees revenue (line 4490). License Workshop revenues (5305) overhead @ 50% of ALA overhead rate as provided by ALA Planning and Budgeting.	\$5,963
35	5998	IUT/ALLOCATIONS						\$0		\$0
36	5600	TAXES/INCOME								
37	Expenses		\$16,429	\$32,770	\$42,920	\$15,152	\$27,019	\$45,754		\$68,362
38										
39	Net		\$1,021	(\$7,270)	(\$12,990)	(\$1,152)	\$1,481	(\$28,254)		(\$40,862)

	A	B	C	D	E	F	G	H	I	J
1	ACRL New Roles FY2023 3403									
2	Line	Line Description	2017 Actual	2018 Actual	2019 Actual	2020 Actual	2021 Actual	2022 Budget	2023 Notes	2023 Budget
3	4430	MISCELLANEOUS FEES				0	0	\$0		\$0
4	4490	MISCELLANEOUS REVENUE				0	0	\$0	Misc. Revenue	\$0
5	Revenues		\$0	\$0	\$0	\$0	\$0	\$0		\$0
6										
7	5000	SALARIES & WAGES	2,832	2,898	4,245	8,736	10,057	\$15,190	Salaries at % of ACRL total salaries listed in salary matrix	\$12,187
8	5001	WAGES/TEMPORARY EMPLOYEES								
9	5002	OVERTIME WAGES								
10	5005	ATTRITION FACTOR					(2,930)	\$0		\$0
11	5009	ACCRUED VACATION WAGES						\$0		\$0
12	5010	EMPLOYEE BENEFITS	866	869	1,308	\$2,721	3,294	\$5,144	Benefit percentage of line 5000 as provided by ALA Planning & Budgeting	\$3,900
13	5310	COMPUTER RENTAL/INTERNET CONNECTIONS						\$0		\$0
14	5350	PROGRAM ALLOCATION		10,000	1,500	4,875	5,000	\$3,000	\$1000 for potential goal-area activities in consultation with the chair of the New Roles and Changing Landscapes Committee, plus \$3000 for updates to the Fostering Change Cohort curriculum and publication and potential reoffering	\$4,000
15	5530	DEPRECIATION F/E				60	57			
16	5550	PROMOTION						\$0		\$0
17	5560	ORG SUPPORT/CONTRIBUTION						\$0		\$0
18	5599	MISC EXPENSE	177	119	154	140	133	\$870	This is each project's share of ACRL general expenses such as supplies, travel, telephone, and equipment depreciation. Calculated at same % of total operating expenses as salaries above.	\$810
19	5600	TAXES/INCOME								
20	Expenses		\$3,875	\$13,886	\$7,207	\$16,532	\$15,611	\$24,204		\$20,897
21										
22	Net		(\$3,875)	(\$13,886)	(\$7,207)	(\$16,532)	(\$15,611)	(\$24,204)		(\$20,897)

	A	B	C	D	E	F	G	H	I	J
1	ACRL Council of Liaisons FY2023 3501									
2	Line	Line Description	2017 Actual	2018 Actual	2019 Actual	2020 Actual	2021 Actual	2022 Budget	2023 Notes	2023 Budget
3	4430	MISCELLANEOUS FEES				0	0	\$0		\$0
4	4490	MISCELLANEOUS REVENUE				0	0	\$0	Misc. Revenue	\$0
5	Revenues		\$0	\$0	\$0	\$0	\$0	\$0		\$0
6										
7	5000	SALARIES & WAGES	13,635	13,475	9,081	3,511	4,598	\$11,685	Salaries at % of ACRL total salaries listed in salary matrix	\$5,572
8	5001	WAGES/TEMPORARY EMPLOYEES								
9	5002	OVERTIME WAGES								
10	5005	ATTRITION FACTOR					(1,340)	\$0		\$0
11	5009	ACCRUED VACATION WAGES						\$0		\$0
12	5010	EMPLOYEE BENEFITS	4,166	4,041	2,797	\$1,094	1,506	\$3,957	Benefit percentage of line 5000 as provided by ALA Planning & Budgeting	\$1,783
13	5015	TUITION REIMBURSEMENT						\$0		\$0
14	5016	PROFESSIONAL MEMBERSHIPS	9,983	8,850	6,779	12,696	10,156	\$12,150	Memberships: CNI (\$8,450), Freedom to Read, FTRF (\$100), CHEMA (\$400); American Council of Learned Societies, ACLS (\$1,200); National Humanities Alliance, NHA (\$2,000).	\$12,150
15	5151	DUPLICATION/OUTSIDE								
16	5210	TRANSPORTATION	109		296	18		\$0		\$0
17	5212	LODGING & MEALS			165			\$0		\$0
18	5214	ENTERTAINMENT						\$0		\$0
19	5216	BUSINESS MEETINGS	125					\$0	Business meetings, registration fees (charged to 5350)	\$0
20	5310	COMPUTER RENTAL/INTERNET CONNECTIONS						\$0		\$0
21	5350	PROGRAM ALLOCATION	22,801	16,986	21,696	8,404	1,615	\$5,000	\$15,000 to support strategic liaison relationships as needed and awarded by the External Liaisons Committee.	\$15,000
22	5530	DEPRECIATION F/E	59	45	62	24	26	\$0		\$0
23	5599	MISC EXPENSE	852	554	329	56	61	\$669	This is each project's share of ACRL general expenses such as supplies, travel, telephone, and equipment depreciation. Calculated at same % of total operating expenses as salaries above.	\$370
24	5600	TAXES/INCOME								
25	Expenses		51,730	43,951	41,205	25,803	16,621	\$33,461		\$34,875
26										
27	Net		(51,730)	(43,951)	(41,205)	(25,803)	(16,621)	(\$33,461)		(\$34,875)

	A	B	C	D	E	F	G	H	I	J
1	ACRL Scholarly Communication FY2023 3702									
2	Line	Line Description	2017 Actual	2018 Actual	2019 Actual	2020 Actual	2021 Actual	2022 Budget	2023 Notes	2023 Budget
3	4421	ROYALTIES						\$0		\$0
6	4429	OVHED-EXMPT REVENUE/DIVISIONS						\$0		\$0
7	4430	MISCELLANEOUS FEES	10,000	10,000	9,856			\$0		\$0
8	4490	MISCELLANEOUS REVENUE						\$0		\$0
9	Revenues		\$10,000	\$10,000	\$9,856	\$0	\$0	\$0		\$0
10										
11	5000	SALARIES & WAGES	13,690	28,634	40,151	20,626	5,015	\$39,728	Salaries @ % of ACRL salaries listed in salary matrix	\$39,276
12	5001	WAGES/TEMPORARY EMPLOYEES								
13	5002	OVERTIME WAGES								
14	5005	ATTRITION FACTOR					(1,461)	\$0		\$0
15	5009	ACCRUED VACATION WAGES						\$0		\$0
16	5010	EMPLOYEE BENEFITS	4,184	8,589	12,369	6,424	1,642	\$13,454	Benefit percentage of line 5000 as provided by ALA Planning & Budgeting	\$12,568
17	5041	BLUE CROSS REFUND								
18	5100	TEMPORARY EMPLOYEES/OUTSIDE						\$0		\$0
19	5110	PROFESSIONAL SERVICES	(970)					\$0		\$0
20	5120	LEGAL FEES						\$0		\$0
21	5121	AUDIT/TAX FEES						\$0		\$0
22	5122	BANK S/C	114	114	57			\$0	0	\$0
23	5130	LOBBYING / CONSULTING								
24	5150	MESSENGER SERVICE				103				
25	5210	TRANSPORTATION	7,144		690	95		\$0		\$0
26	5212	LODGING & MEALS	0		(251)	25		\$0		\$0
27	5304	SPEAKER/GUEST EXPENSE	4,346	10,825	9,132	446.76		\$0		\$0
28	5305	SPEAKER/GUEST HONORARIUM	8,796	7,500	8,250			\$0		\$0

	A	B	C	D	E	F	G	H	I	J
1	ACRL Scholarly Communication FY2023 3702									
2	Line	Line Description	2017 Actual	2018 Actual	2019 Actual	2020 Actual	2021 Actual	2022 Budget	2023 Notes	2023 Budget
29	5350	PROGRAM ALLOCATION	31,938	61,600	81,513	58,833	18,483	\$29,760	• \$1,000 scholarly communication activities TBD and travel, in consultation with the chair of the ReSEC; • \$6,750 for SPARC dues; • \$5,000 for Open Access Working Group;	\$12,750
30	5403	BINDING-OUTSIDE						\$0		\$0
31	5404	DESIGN SERVICE-OUTSIDE	0		12			\$0		\$0
32	5523	POSTAGE/E-MAIL						\$0		\$0
33	5525	UTILITIES						\$0		\$0
34	5530	DEPRECIATION F/E	59	96	274	141	29	\$0		\$0
35	5560	ORG SUPPORT/CONTRIBUTION						\$0		\$0
36	5599	MISC EXPENSE	855	1,178	1,455	330	216	\$2,275		\$2,610
37	5909	IUT/DIST CTR						\$0	Distribution Center	\$0
38	5910	IUT/REPRO CTR			119			\$0	Repro	\$0
39	5999	IUT/MISC						\$0		\$0
40	5911	IUT/OVERHEAD	1,320	1,320	1,306			\$0	IUT 50% of ALA General overhead rate on revenue from licensed workshop fees.	\$0
41	5998	IUT/ALLOCATIONS						\$0		\$0
42	5600	TAXES/INCOME								
43	Expenses		\$71,476	\$119,856	\$155,076	\$87,024	\$23,924	\$85,217		\$67,204
44										
45	Net		(\$61,476)	(\$109,856)	(\$145,220)	(\$87,024)	(\$23,924)	(\$85,217)		(\$67,204)

	A	B	C	D	E	F	G	H	I	J
1	ACRL Value of Academic Libraries FY2023 3703									
2	Line	Line Description	2017 Actual	2018 Actual	2019 Actual	2020 Actual	2021 Actual	2022 Budget	2023 Notes	2023 Budget
3	4429	OVRHD-EXMPT REVENUE/DIVISIONS		0	37,250	0	0	\$0		\$0
4	4430	MISCELLANEOUS FEES				0	0	\$0		\$0
5	4490	MISCELLANEOUS REVENUE				0	0	\$0		\$0
6	Revenues		\$0	\$0	\$37,250	\$0	\$0	\$0		\$0
7										
8	5000	SALARIES & WAGES	22,121	61,410	17,423	23,667	2,931	\$31,549	Salaries @ % of ACRL salaries in salary matrix	\$19,638
9	5005	ATTRITION FACTOR					(854)			
10	5010	EMPLOYEE BENEFITS	6,759	18,421	5,367	\$7,371	960	\$10,684	Benefit percentage of line 5000 as provided by ALA Planning & Budgeting	\$6,284
11	5100	TEMPORARY EMPLOYEES/OUTSIDE						\$0		\$0
12	5110	PROFESSIONAL SERVICES	1,064	198				\$0		\$0
13	5151	DUPLICATION/OUTSIDE								
14	5210	TRANSPORTATION	2,823		495			\$0		\$0
15	5212	LODGING & MEALS	2,301		41			\$0		\$0
16	5301	CONFERENCE EQUIPMENT RENTAL						\$0		\$0
17	5302	MEAL FUNCTIONS	4,890					\$0		\$0
18	5350	PROGRAM ALLOCATION	68,341	34,598	33,775	(332)	(1,210)	\$1,000	\$1,000 for potential VAL activities in consultation with the chair of the VAL committee).	\$1,000
19	5525	UTILITIES						\$0		\$0
20	5530	DEPRECIATION F/E	96	206	119	161	17	\$0		\$0
21	5560	ORG SUPPORT/CONTRIBUTION						\$0		\$0
22	5599	MISC EXPENSE	1,382	2,526	631	379	39	\$1,807	This is each project's share of ACRL general expenses such as supplies, travel, telephone, and equipment depreciation. Calculated at same % of total operating expenses as salaries above.	\$1,305
23	5909	IUT/DIST CTR						\$0		\$0
24	5910	IUT/REPRO CTR		709				\$0		\$0
25	5998	IUT/ALLOCATIONS						\$0		\$0
26	5600	TAXES/INCOME								
27	Expenses		\$109,776	\$118,069	\$57,851	\$31,246	\$1,882	\$45,040		\$28,227
28										
29	Net		(\$109,776)	(\$118,069)	(\$20,601)	(\$31,246)	(\$1,882)	(\$45,040)		(\$28,227)

	A	B	C	D	E	F	G	H	I	J
1	ACRL Government Relations FY2023 3704									
2	Line	Line Description	2017 Actual	2018 Actual	2019 Actual	2020 Actual	2021 Actual	2022 Budget	2023 Notes	2023 Budget
3	4490	MISCELLANEOUS REVENUE				0	0	\$0		\$0
4		Revenues	\$0	\$0	\$0	\$0	\$0	\$0		\$0
5										
6	5000	SALARIES & WAGES	13,690	19,899	12,546	12,722	1,931	\$21,032	Salaries @ % of ACRL salaries in salary matrix	\$14,282
7	5001	WAGES/TEMPORARY EMPLOYEES								
8	5002	OVERTIME WAGES								
9	5005	ATTRITION FACTOR					(563)	\$0		\$0
10	5009	ACCRUED VACATION WAGES						\$0		\$0
11	5010	EMPLOYEE BENEFITS	4,184	5,969	3,865	3,962	632	\$7,123	Benefit percentage of line 5000 as provided by ALA Planning & Budgeting	\$4,570
12	5210	TRANSPORTATION				10				
13	5212	LODGING & MEALS				22				
14	5309	AUDIO/VISUAL EQUIPMENT RENTAL & LABOR						\$0		\$0
15	5310	COMPUTER RENTAL/INTERNET CONNECTIONS						\$0		\$0
16	5350	PROGRAM ALLOCATION	17,671	29,915	25,678	18,488	15,000	\$15,010	\$2,000 for general travel to support legislative and policy advocacy	\$2,000
17	5525	UTILITIES						\$0		\$0
18	5530	DEPRECIATION F/E	59	67	85	87	11	\$0		\$0
19	5599	MISC EXPENSE	855	818	455	204	26	\$1,204	This is each project's share of ACRL general expenses such as supplies, travel, telephone, and equipment depreciation. Calculated at same % of total operating expenses as salaries above.	\$949
20	5998	IUT/ALLOCATIONS						\$0		\$0
21	5600	TAXES/INCOME								
22		Expenses	\$36,459	\$56,668	\$42,629	\$35,495	\$17,037	\$44,369		\$21,801
23										
24		Net	(\$36,459)	(\$56,668)	(\$42,629)	(\$35,495)	(\$17,037)	(\$44,369)		(\$21,801)

	A	B	C	D	E	F	G	H	I	J
1	ACRL Student Learning Initiatives FY2023 3711									
2	<u>Line</u>	<u>Line Description</u>	<u>2017 Actual</u>	<u>2018 Actual</u>	<u>2019 Actual</u>	<u>2020 Actual</u>	<u>2021 Actual</u>	<u>2022 Budget</u>	<u>2023 Notes</u>	<u>2023 Budget</u>
3	Revenues		0	0	0	0	0	\$0		\$0
4										
5	5000	SALARIES & WAGES	4,249	3,015	5,280	309	1,070	\$27,155	Salaries % of ACRL total salaries listed in the salary matrix	\$1,309
6	5001	WAGES/TEMPORARY EMPLOYEES								
7	5002	OVERTIME WAGES								
8	5005	ATTRITION FACTOR					(312)	\$0		\$0
9	5009	ACCRUED VACATION WAGES						\$0		\$0
10	5010	EMPLOYEE BENEFITS	1,301	904	1,626	96	350	\$9,196	Benefit percentage of line 5000 as provided by ALA Planning & Budgeting	\$419
11	5100	TEMPORARY EMPLOYEES/OUTSIDE						\$0		\$0
12	5110	PROFESSIONAL SERVICES	1,366					\$0		\$0
13	5150	MESSENGER SERVICE	12					\$0		\$0
14	5151	DUPLICATION/OUTSIDE								
15	5210	TRANSPORTATION	1,522					\$0		\$0
16	5212	LODGING & MEALS	435					\$0		\$0
17	5304	HONORARIUM						\$0		\$0
18	5305	SPEAKER/GUEST HONORARIUM	5,250					\$0		\$0
19	5310	COMPUTER RENTAL/INTERNET CONNECTIONS						\$0		\$0
20	5350	PROGRAM ALLOCATION	33,542	26,500	26,500		1,000	\$6,000	Maintenance and development of the Information Literacy Sandbox (\$8,400); potential SLILC activities (\$1,000)	\$9,400
21	5400	EDITORIAL/PROOFREADING/OUTSIDE						\$0		\$0
22	5401	TYPESETTING/COMPOSITION-OUTSD						\$0		\$0
23	5402	PRINTING-OUTSIDE	23					\$0		\$0
24	5420	COPYRIGHT FEES						\$0		\$0
25	5430	WEB OPERATING EXPENSES	2,970	6,780	10,870	10,082	19,798	\$2,950	WEB OPERATING EXPENSES	\$2,450
26	5031	STAFF DEVELOPMENT						\$0		\$0
27	5500	SUPPLIES/OPERATING	119					\$0		\$0
28	5525	UTILITIES						\$0		\$0
29	5530	DEPRECIATION F/E	18	10	36	2	6	\$0		\$0
30	5560	ORG SUPPORT/CONTRIBUTION						\$0		\$0
31	5599	MISC EXPENSE	265	124	191	5	14	\$1,555	This is each project's share of ACRL general expenses such as supplies, travel, telephone, and equipment depreciation. Calculated at same % of total operating expenses as salaries above.	\$87
32	5908	IUT/MAINTENANCE						\$0		\$0
33	5909	IUT/DIST CTR						\$0	IUT-Distribution	\$0
34	5910	IUT/REPRO CTR						\$0	IUT - Reprographics	\$0
35	5942	IUT/ADVERTISING						\$0		\$0
36	5999	IUT/MISC						\$0	IUT-Misc.	\$0
37	5911	IUT/OVERHEAD						\$0		\$0
38	5998	IUT/ALLOCATIONS						\$0		\$0
39	5600	TAXES/INCOME								
40	Expenses		\$51,071	\$37,333	\$44,503	\$10,493	\$21,927	\$46,856		\$13,665
41										
42	Net		(\$51,071)	(\$37,333)	(\$44,503)	(\$10,493)	(\$21,927)	(\$46,856)		(\$13,665)

	A	B	C	D	E	F	G	H	I	J
1	ACRL Project Outcome FY2023 3712									
2	Line	Line Description	2017 Actual	2018 Actual	2019 Actual	2020 Actual	2021 Actual	2022 Budget	2023 Notes	2023 Budget
3	4429	OVRLD-EXMPT REVENUE/DIVISIONS		0	37,250			\$0	0	\$0
4	4430	MISCELLANEOUS FEES								
5	4490	MISCELLANEOUS REVENUE				1,500	4,400	\$6,750	Revenue from 1 new group account (\$750), paid learning (\$1750), and 1 sponsored webinars (\$2,215 after expenses and revenue split with PLA), and PPO partnership (\$9,375)	\$13,910
6	4611	COMMISSION/SALES REP					(113)	(\$225)	Pam Marino commission on webinar sponsorship	(\$225)
7	Revenues		\$0	\$0	\$37,250	\$1,500	\$4,288	\$6,525		\$13,685
8										
9	5000	SALARIES & WAGES		26,357	8,772	70,752	17,322	\$25,539	Salaries @ % of ACRL salaries in salary matrix	\$20,990
10	5001	WAGES/TEMPORARY EMPLOYEES								
11	5002	OVERTIME WAGES								
12	5005	ATTRITION FACTOR					(5,047)	\$0		\$0
13	5009	ACCRUED VACATION WAGES						\$0		\$0
14	5010	EMPLOYEE BENEFITS		7,907	2,702	22,036	5,674	\$8,649	Benefit percentage of line 5000 as provided by ALA Planning & Budgeting	\$6,717
15	5100	TEMPORARY EMPLOYEES/OUTSIDE						\$0		\$0
16	5110	PROFESSIONAL SERVICES			184,793	11,960		\$0		\$0
17	5120	LEGAL FEES						\$0		\$0
18	5121	AUDIT/TAX FEES						\$0		\$0
19	5122	BANK S/C						\$0	Bank fees	\$0
20	5210	TRANSPORTATION			346			\$0		\$0
21	5212	LODGING & MEALS			274	1,014		\$0		\$0
22	5303	EXHIBITS						\$0		\$0
23	5304	SPEAKER/GUEST EXPENSE						\$0	Presenter travel costs for half-day training workshops. Per person costs: \$450 flight, \$200 hotel x 1.5 nights, \$50 per diem x 2 days, \$75 ground transportation). Hosts are billed directly for costs, so costs zero out.	\$0

	A	B	C	D	E	F	G	H	I	J
1	ACRL Project Outcome FY2023 3712									
2	Line	Line Description	2017 Actual	2018 Actual	2019 Actual	2020 Actual	2021 Actual	2022 Budget	2023 Notes	2023 Budget
24	5305	SPEAKER/GUEST HONORARIUM					600	\$400	Workshop presenter honorarium (\$400 each)	\$400
25	5306	AWARDS				(13,000)		\$0		\$0
26	5350	PROGRAM ALLOCATION		14,254	18,884	18,925	320	\$0		\$0
27	5401	TYPESETTING/COMPOSITION-OUTSD						\$0		\$0
28	5402	PRINTING-OUTSIDE						\$300	Printing flyers	\$300
29	5420	COPYRIGHT FEES						\$0		\$0
30	5430	WEB OPERATING EXPENSES			11,415	81,148	57,885	\$60,300	Monthly web maintenance costs for the ACRL Project Outcome toolkit. This includes \$250/month for Amazon Web Services (hosting), \$225/month for server management, and \$50/month for Civilized Discourse (peer discussion board). Community Attributes is paid monthly for maintenance and ad hoc troubleshooting (estimated at \$25,00/month). An additional \$24,00 is included for site improvements and new features.	\$60,300
31	5525	UTILITIES						\$0		\$0
32	5530	DEPRECIATION F/E		88	60	482	99	\$0		\$0
33	5560	ORG SUPPORT/CONTRIBUTION						\$0		\$0
34	5599	MISC EXPENSE		1,084	318	1,133	229	\$1,462	This is each project's share of ACRL general expenses such as supplies, travel, telephone, and equipment depreciation. Calculated at same % of total operating expenses as salaries above.	\$1,395
35	5800	IMPAIRMENT / GW INTANGIBLE ASSETS								
36	5909	IUT/DIST CTR				6				
37	5942	IUT/ADVERTISING					91	\$350	Pam Marino time selling sponsored webinars (5 hours at \$35)	\$350
38	5999	IUT/MISC			20,000			\$0		\$0
39	5911	IUT/OVERHEAD					583	\$865	IUT-Overhead - Publishing pays 50% ALA overhead rate on revenues	\$1,813
40	5998	IUT/ALLOCATIONS						\$0		\$0
41	5600	TAXES/INCOME								
42	Expenses		\$0	\$49,690	\$247,565	\$194,456	\$77,755	\$97,865		\$92,265
43										
44	Net		\$0	(\$49,690)	(\$210,315)	(\$192,956)	(\$73,468)	(\$91,340)		(\$78,580)

	A	B	C	D	E	F	G	H	I	J
1	ACRL RBMS Conference FY2023 3800									
2	<u>Line</u>	<u>Line Description</u>	<u>2017 Actual</u>	<u>2018 Actual</u>	<u>2019 Actual</u>	<u>2020 Actual</u>	<u>2021 Actual</u>	<u>2022 Budget</u>	<u>2023 Notes</u>	<u>2023 Budget</u>
3	4103	SALES - ONLINE	0	0	0		129,951	\$27,640	VIRTUAL REG FEES: 125 members @ \$155; 65 non-members @ \$195; 5 Retired/Nonsalaried @ \$79; 33 Students @ \$59; Based on 228 Virtual Participants at 95%	32,672
4	4200	REGISTRATION FEES	140,355	162,947	145,260	965		\$141,431	IN-PERSON Registration Fees: Average of past 3 years in-person is 520 at 60% =312: 162 members @ \$295; 78 non-members @ \$340; 40 students @ \$140; 6 one-day registrations @ \$160; 20 late fees @ \$50 = \$1,000; Workshop revenue from 3 workshops with 22 ea @ \$170; ALL budgeted @ 95%.Based on 312 F2F	88,436
5	4301	GRANTS AWARDS - TEMPORARILY RESTRICTED								
6	4400	DONATIONS/HONORARIA	79,600	91,650	74,900	6,150	63,510	\$64,000	40 booths at \$700 in-person, plus 15 virtual booths at 500 (new revenue stream), plus 40,000 additional fundraising, (History for past 4 years is 65K, 73K, 79K, 68K respectively)	75,500
7	4420	INT/DIV						\$0		0
8	4429	OVRLD-EXMPT REVENUE/DIVISIONS	10,106	2,825	3,085	45	0	\$7,000	Income for Tours \$1500/New Mem Mixer tix \$2500/Dorms, plus \$3000K for charter bus to Chicago (offset by meal functions & transportation expense lines below)	7,000
9	4430	MISCELLANEOUS FEES						\$0		\$0
10	4490	MISCELLANEOUS REVENUE						\$0		\$0
11	Revenues		\$230,061	\$257,422	\$223,245	\$7,160	\$193,461	\$240,071		\$203,608
12										
13	5000	SALARIES & WAGES	30,684	40,292	38,131	26,238	39,965	\$39,041	Salaries at % of ACRL total; based on previous year's activity	\$39,752
14	5005	ATTRITION FACTOR					(11,644)			
15	5010	EMPLOYEE BENEFITS	9,378	12,087	11,747	8,172	13,090	\$13,221	Benefit percentage of line 5000 as provided by ALA Planning & Budgeting	\$12,721
16	5110	PROFESSIONAL SERVICES		0		250	33911.74	\$28,000	ADA Professional Captioning & CART Service \$3000, Pathable Platform \$25000	\$28,000
17	5122	BANK S/C	3,088	5,459	5,031	2,489	1,508	\$5,500	Bank fees & Credit Card Fees from Registration Processing based on 19 actual	\$5,500
18	5141	MAINTENANCE AGREEMENTS								
19	5150	MESSENGER SERVICE	420	618	510			\$500	Messenger Service / FedEx	\$500
20	5151	DUPLICATION/OUTSIDE								

	A	B	C	D	E	F	G	H	I	J
1	ACRL RBMS Conference FY2023 3800									
2	Line	Line Description	2017 Actual	2018 Actual	2019 Actual	2020 Actual	2021 Actual	2022 Budget	2023 Notes	2023 Budget
21	5210	TRANSPORTATION	2,667	2,081	3,404	2,097		\$3,400	Site visit for Conf Chairs, Section Chair and Conf Mgr, plus 3 staff flights for conference at \$400 each + \$600 in bus/cab/local transportation	\$3,400
22	5212	LODGING & MEALS	1,346	1,017	2,265	80		\$2,500	2019 Site Visit 3 people x 2 nights lodging comp + 3 people x 3 days per diem @ \$50 ea. 2 Staff Person onsite @ 4 nights \$250 (\$200 hotel, \$50 per diem) + Exec Director Lodging + per diem @ 3 nights \$250 per (based on 19 actual)	\$2,500
23	5214	ENTERTAINMENT		3,352	160	914		\$3,000	Dorm expenses (offset by 4429)	\$2,500
24	5300	FACILITIES RENT	3,812	1,674				\$0	Venue rental \$16,750 gratis Indiana University, Meeting Space Rental for Orientation/Mixer at Graduate Hotel \$500	\$500
25	5301	CONFERENCE EQUIPMENT RENTAL	13,478	23,389	26,723			\$20,000	Standard in Room Equipment/and audiovisual staffing at 20000	\$20,000
26	5302	MEAL FUNCTIONS	39,771	78,916	47,373			6000 to cover s	Opening Reception at 26K plus 3 days morning beverage service at 6K each, plus 2 afternoon breaks at 5K each, New Member Mixer 6K+Scholarship Bfast at 1500, IMU Reception gratis - all budgeted at 60% In-person	\$36,900
27	5303	EXHIBITS						\$0		\$0
28	5304	SPEAKER/GUEST EXPENSE	3,288	4,524	2,486			\$4,800	Four Plenary Speakers 4 x \$700 + Workshops (200/person x 10)	\$4,800
29	5305	SPEAKER/GUEST HONORARIUM	1,200	1,800	3,200	200	2,900	\$3,200	Speaker Honorarium Plenary 4 @ 500 ea.	\$2,000
30	5306	AWARDS						\$0		\$0
31	5307	SECURITY SERVICES						\$0		\$0
32	5308	SPECIAL TRANSPORTATION	6,634	3,066	2,872			\$18,000	Charter 1 Bus to Chicago for ALA Annual (offset by 4429)	\$3,000
33	5402	PRINTING-OUTSIDE	4,721	2,826	3,214			\$800	No postcard, no book, 800 workshops	\$800
34	5031	STAFF DEVELOPMENT						\$0		\$0
35	5500	SUPPLIES/OPERATING	6,407	5,390	1,133	1,228	614	\$1,500	2 Scooters \$500+ Napkins \$700+\$100 Ribbons +\$100 Binders	\$1,500
36	5522	TELEPHONE/FAX						\$0		\$0
37	5523	POSTAGE/E-MAIL	686	716				\$0	No mailing	\$0
38	5525	UTILITIES						\$0		\$0
39	5530	DEPRECIATION F/E	133	135	260	179	227	\$0		\$0
40	5543	BAD DEBT EXPENSE	100	100	250		(450)	\$250	Bad debt based on FY18 actuals	\$250
41	5560	ORG SUPPORT/CONTRIBUTION			(5,655)		(5,289)	(\$25,655)	6000 cover schol reg fees	(\$6,000)
42	5599	MISC EXPENSE	1,917	1,657	1,382	420	529	\$2,236	This is each project's share of ACRL general expenses such as supplies, travel, telephone, and equipment depreciation. Calculated at same % of total operating expenses as salaries above.	\$2,641
43	5909	IUT/DIST CTR	49	68	23	8		\$50	IUT Distribution	\$50
44	5910	IUT/REPRO CTR	246	55	240			\$250	IUT Reprographics	\$250
45	5940	IUT/REGISTRATION PROCESSING	3,465	1,586	3,932	1,484		\$4,200	IUT Registration: included in Pathable expenses	\$0
46	5942	IUT/ADVERTISING						\$0	IUT Advertising	\$0
47	5999	IUT/MISC						\$0		\$0
48	5911	IUT/OVERHEAD	37,054	43,018	38,465		17,219	\$41,141	IUT General overhead	\$27,764
49	5998	IUT/ALLOCATIONS						\$0		\$0
50	5600	TAXES/INCOME								
51	Expenses		\$170,544	\$233,825	\$187,146	\$43,759	\$92,579	\$165,934		\$189,328
52										
53	Net		\$59,517	\$23,597	\$36,099	(\$36,599)	\$100,882	\$74,137		\$14,280

	A	B	C	D	E	F	G	H	I	J
1	ACRL	ACRL 2023 Pittsburgh	FY2023	3801						
2	Line	Line Description	2017 Actual	2018 Actual	2019 Actual	2020 Actual	2021 Actual	2022 Budget	2023 Notes	2023 Budget
3	4103	SALES - ONLINE	0	0	0				VIRTUAL CONFERENCE registration (35% of total hybrid conference registration): EARLY BIRD: 540 ACRL members @ \$249 early-bird = \$134,460 72 ALA members @ \$299 early-bird= \$21,528 234 Nonmembers @ \$349 early-bird = \$82,666 9 Retired Members @ \$109 = \$981 72 Students @ \$79 = \$5,688 18 Nonsalaried Members @ \$109 = \$1,962 ADVANCE: 60 ACRL members @ \$289 = \$17,340 8 ALA members @ \$339 = \$2,712 26 Nonmembers @ \$389 = \$10,114 1 Retired Member @ \$139 = \$139 8 Students @ \$119 = \$952 2 Nonsalaried Members @ \$139 = \$278 Total based on 1,050 virtual registrants = \$278,820 minus \$3,458 group 10+ discounts (15% VC attendees groups 10+); minus \$50 speaker discount x 200 speakers (-\$10,000) = \$264,362	\$264,362.00
4	4140	ADVERTISING/GROSS			66,825			\$0	List Sales \$25K (prior was 37) plus Feathr Ad Sales 35K (prior was 35K)	\$60,000.00
5	4611	COMMISSION/SALES REP			17,460			\$0		\$0.00
6	4612	COMMISSION/ADVERTISING AGENCY		(23,000)	(63,805)			(\$24,000)	Exhibits Commission: Corcoran Exhibitons, Inc.: \$3,000 per month x 9 months (September - May) = \$27,000. Contract administration @ \$50 per company x 200 companies = \$10,000. Onsite cost for two employees @ \$1,000. Note: 0% commission on booths 1-300. Sponsorship commision @ \$20,000	(\$58,000.00)
7	4142	ADVERTISING/CLASSIFIED						\$0		\$0.00
8	4200	REGISTRATION FEES	0	(390)	1,295,297	(22,040)		\$0	IN-PERSON registration (65% of total hybrid conference registration): EARLY BIRD: 1,018 ACRL members @ \$399 early-bird = \$406,182 140 ALA members @ \$469 early-bird= \$65,660 456 Nonmembers @ \$549 early-bird = \$250,344 18 Retired Members @ \$179 = \$3,222 88 Students @ \$99 = \$8,719 35 Nonsalaried Members @ \$179 = \$6,265 ADVANCE: 113 ACRL members @ \$469 = \$52,545 16 ALA members @ \$549 = \$8,784 51 Nonmembers @ \$639 = \$32,589 2 Retired Member @ \$209 = \$278 10 Students @ \$139 = \$1,390 4 Nonsalaried Members @ \$209 = \$839 Total based on 1,950 in-person registrants = \$832,839 minus \$6,246 group discounts 10+ (7.5% group 10+ discounts); minus \$50,000 scholarships shown as a contra-expense; minus \$50 speaker discount x 600 speakers (\$30,000). Total F2F registration = \$751,153	\$751,153.00
9	4210	EXHIBIT SPACE RENTALS	0	0	846,498			\$0	Exhibits revenue, 229 booths @ \$2,700 = \$618,300. 30% reduction from CLE in-person 327 booths. 150 corners @ \$125 = \$18,750	\$637,050.00
10	4301	GRANTS AWARDS - TEMPORARILY RESTRICTED						\$0		\$0.00

	A	B	C	D	E	F	G	H	I	J
1	ACRL	ACRL 2023 Pittsburgh	FY2023	3801						
2	Line	Line Description	2017 Actual	2018 Actual	2019 Actual	2020 Actual	2021 Actual	2022 Budget	2023 Notes	2023 Budget
11	4400	DONATIONS/HONORARIA	0	0	382,919			\$0	Donations (library and vendor) @ \$305,000. Vendor sponsorship based on slight decrease from 2019 (\$210K) and 30% reduction for library colleagues (\$105K). Overall 18% decrease from ACRL 2019	\$315,000.00
12	4429	OVRHD-EXMPT REVENUE/DIVISIONS		60,025	4,470			\$0	Keynote and All-conference Reception Guest Tickets @ \$3,500; \$5 hotel rebate per room night actualized x 1,453 nights = \$7,265	\$10,765.00
13	4430	MISCELLANEOUS FEES						\$0		\$0.00
14	4490	MISCELLANEOUS REVENUE						\$0		\$0.00
15		Revenues	\$0	\$36,635	\$2,549,663	(\$22,040)	\$0	(\$24,000)		\$1,980,330.00
16										
17	5000	SALARIES & WAGES	28,011	73,560	171,423	2,865	16,114	\$91,028	Salaries 23	\$180,789.00
18	5001	WAGES/TEMPORARY EMPLOYEES							Registration temps	\$2,500.00
19	5002	OVERTIME WAGES								
20	5005	ATTRITION FACTOR					(4,695)	\$0		\$0.00
21	5009	ACCRUED VACATION WAGES						\$0		\$0.00
22	5010	EMPLOYEE BENEFITS	8,559	22,066	52,807	892	5,278	\$30,827	Benefit percentage of line 5000 as provided by ALA Planning & Budgeting	\$57,853.00
23	5110	PROFESSIONAL SERVICES		29,845	82,430			\$31,500	Online Proposal Management (eShow) @ \$8,000. Exhibits Management shown in 4612. Registration Management (Maritz/Experient) 1,050 virtual registrants @ \$10 per = \$10,500. 1,950 in-person registrants covered by 7-10% hotel commission paid to Maritz. Pathable @ \$44,890 total split over two years = \$22,445; Accessibility/ASL: \$10,000; Feathr @ \$15,000	\$65,945.00
24	5122	BANK S/C		4,873	48,361			\$6,500	Bank Service Fees	\$39,607.00
25	5150	MESSENGER SERVICE			872			\$0	FedEx, etc.	\$1,000.00
26	5210	TRANSPORTATION	0	920	17,528			\$1,725	Site visit and conference travel for ACRL staff and vendors. Based on current flight prices and 2017 and 2019 actuals.	\$17,000.00
27	5212	LODGING & MEALS	0	96	4,614			\$300	Travel, housing: Lodging for site visit = comp per contract. Based on VIP list, 170 nights needed, 82 comp nights earned 1/50's = 88 nights remaining x \$220/night) = \$23760. 60 days per diem @ \$50 per day = \$3,000. Based on 75% comp nights earned, expecting less pick-up.	\$22,360.00
28	5214	ENTERTAINMENT		1,530	6,432			\$0	All-conference reception band 3500 + trivia host night 500	\$4,000.00
29	5300	FACILITIES RENT		8,400	40,531			\$37,000	Facilities rental: Final Payment for Pittsburgh Convention Center @\$53,000 (from \$34,195 (250K) up to \$71,695 (0K) depending on F&B spend), All-Conference Reception (\$8,550), No Chairs Reception	\$61,550.00

	A	B	C	D	E	F	G	H	I	J
1	ACRL	ACRL 2023 Pittsburgh	FY2023	3801						
2	Line	Line Description	2017 Actual	2018 Actual	2019 Actual	2020 Actual	2021 Actual	2022 Budget	2023 Notes	2023 Budget
30	5301	CONFERENCE EQUIPMENT RENTAL			400,879			\$0	BARTHA 220K + 30K Virtual Conf Video Production + Conv Center Stagehands and Loaders \$17500 Rigging \$17000 Labor \$6500; Datasis: Personal computers, printers, fax, photocopier, digital posters (no touchscreen) (no posters in 2023), stands \$30,000; Convention Center Internet connection/wifi - 125mbps \$60,000; Experience and Inclusion \$20,000	\$401,000.00
31	5302	MEAL FUNCTIONS			373,844			\$1,000	Convention Center F&B Min 250K for discounted space (nothing at hotels), All Conf 95000	\$345,000.00
32	5303	EXHIBITS			105,021			\$0	Exhibits: package price @ \$1.00 nsf x approx. 400,00 nsf = \$40,000, (anticipating 30% decrease in exhibitors); \$10,000 sign/furniture cushion. \$15,000 Furniture for Lounge, Exhibitor Lounge \$2K, \$10,000 misc. \$10,000 for Virtual Poster area Total (no Virtual Posters in 2023):.	\$77,000.00
33	5304	SPEAKER/GUEST EXPENSE			11,856			\$0	(keynote honorariums are inclusive of air travel typically) VIP Ground Transfers for Keynotes \$750; Lodging, travel, and per diem for three invited presenters @ \$700 x 3 = \$2,100; Nonlibrarian presenter reimbursement @ \$5,000	\$8,850.00
34	5305	SPEAKER/GUEST HONORARIUM		32,500	39,800			\$30,000	Speaker honorarium, final payments for keynote speakers, 2 at 15K each; Invited Presenters 3 @ \$1,500 each = \$4,500	\$34,500.00
35	5306	AWARDS			(58,860)			\$0	Per budget assumptions , this money covers scholarship registration fees	(\$50,000.00)
36	5307	SECURITY SERVICES			31,854			\$0	Increase in labor expenses	\$40,000.00
37	5308	SPECIAL TRANSPORTATION			21,941			\$0	All-conference busing if necessary 20K (TBD)	\$20,000.00
38	5402	PRINTING-OUTSIDE	0	376	33,617			\$0	No print mailers or TBD print based on budget performance	\$0.00
39	5403	BINDING-OUTSIDE						\$0		\$0.00
40	5404	DESIGN SERVICE-OUTSIDE	14,850	3,388	22,445			\$10,000	In house design	\$0.00
41	5406	REVIEW SERVICE						\$0		\$0.00
42	5410	MAIL SERVICE-OUTSIDE	0		1,302			\$800	Mail service outside	\$200.00
43	5415	PRE-PRESS/PHOTOGRAPHIC SERVICE		10,225	16,465			\$10,000	Headshot Studio 20 + Professional Photography 6000	\$26,000.00
44	5416	ADVERTISING PRODUCTION COST						\$0		\$0.00
45	5420	COPYRIGHT FEES		1,095	789			\$0	Copyright Fees	\$0.00
46	5500	SUPPLIES/OPERATING	1,487	3,936	28,457			\$5,000	Supplies, swag, volunteer buttons. Supplies 5K, Swag 6x2000 = 2100, Vol Buttons 1000	\$18,000.00
47	5510	INSURANCE		6,059				\$7,000	Cancellation insurance	\$9,000.00
48	5522	TELEPHONE/FAX			35			\$0		\$50.00
49	5523	POSTAGE/E-MAIL			22,440			\$250	No print mailings	\$0.00
50	5525	UTILITIES						\$0		\$0.00
51	5530	DEPRECIATION F/E	121	246	1,168	20	92	\$0		\$0.00
52	5531	DEPRECIATION BUILDING						\$0		\$0.00
53	5560	ORG SUPPORT/CONTRIBUTION			(10,000)			\$0		\$0.00
54	5599	MISC EXPENSE	1,750	3,026	6,213	46	213	\$5,213	This is each project's share of ACRL general expenses such as supplies, travel, telephone, and equipment depreciation. Calculated at same % of total operating expenses as salaries above.	\$12,013.00
55	5908	IUT/MAINTENANCE						\$0		\$0.00
56	5909	IUT/DIST CTR		10	(5)			\$0		\$0.00
57	5910	IUT/REPRO CTR		217	448			\$0		\$0.00
58	5911	IUT/OVERHEAD	0	(6,072)	573,003			\$0	IUT General overhead	\$403,432.00
59	5998	IUT/ALLOCATIONS						\$0		\$0.00
60	5600	TAXES/INCOME	(1,200)		0				Unrelated business taxes @ 2% of ad revenue	
61		Expenses	53,579	196,295	2,047,712	3,823	17,001	\$268,143		\$1,797,649.00
62										
63		Net	(53,579)	(159,660)	501,952	(25,862)	(17,001)	(\$292,143)		\$182,681.00

	A	B	C	D	E	F	G	H	I	J
1	ACRL ACRL 2025 Minneapolis FY2023 3808									
2	Line	Line Description	2017 Actual	2018 Actual	2019 Actual	2020 Actual	2021 Actual	2022 Budget	2023 Notes	2023 Budget
3	4103	SALES - ONLINE				2,634	912,550			
4	4140	ADVERTISING/GROSS	80,320		0		30,550			
5	4143	ADVERTISING/ON-LINE								
6	4610	COMMISSION/LINE ADV								
7	4611	COMMISSION/SALES REP	98,365	0		(1,895)				
8	4612	COMMISSION/ADVERTISING AGENCY	(91,135)			(18,251)	(48,500)			
9	4142	ADVERTISING/CLASSIFIED								
10	4200	REGISTRATION FEES	1,432,100	0						
11	4210	EXHIBIT SPACE RENTALS	957,420	0	0		223,977			
12	4220	MEAL FUNCTIONS								
13	4300	GRANTS/CONTRACTS/AWARDS								
14	4301	GRANTS AWARDS - TEMPORARILY RESTRICTED								
15	4400	DONATIONS/HONORARIA	335,300		0		350,850			
16	4429	OVRRD-EXMPT REVENUE/DIVISIONS	2,925				1,856			
17	4430	MISCELLANEOUS FEES								
18	4490	MISCELLANEOUS REVENUE								
19	Revenues		\$2,815,296	\$0	\$0	(\$17,512)	\$1,471,283	\$0		\$0
20										
21	5000	SALARIES & WAGES	139,553	28,942	22,097	73,293	155,162	\$20,290	Salaries	\$19,526
22	5001	WAGES/TEMPORARY EMPLOYEES								
23	5002	OVERTIME WAGES								
24	5005	ATTRITION FACTOR					(45,209)			
25	5009	ACCRUED VACATION WAGES								
26	5010	EMPLOYEE BENEFITS	42,644	8,682	6,807	22,827	50,821	\$6,871	Benefit percentage of line 5000 as provided by ALA Planning & Budgeting	\$6,248
27	5100	TEMPORARY EMPLOYEES/OUTSIDE	1,719							
28	5110	PROFESSIONAL SERVICES	84,377	75	2,708	14,425	106,630			
29	5120	LEGAL FEES								
30	5121	AUDIT/TAX FEES								
31	5122	BANK S/C	53,285	1,893	3,902	2,269	30,480			

	A	B	C	D	E	F	G	H	I	J
1	ACRL ACRL 2025 Minneapolis FY2023 3808									
2	<u>Line</u>	<u>Line Description</u>	<u>2017 Actual</u>	<u>2018 Actual</u>	<u>2019 Actual</u>	<u>2020 Actual</u>	<u>2021 Actual</u>	<u>2022 Budget</u>	<u>2023 Notes</u>	<u>2023 Budget</u>
32	5130	LOBBYING / CONSULTING								
33	5140	EQUIP/FURN REPAIRS								
34	5141	MAINTENANCE AGREEMENTS								
35	5150	MESSENGER SERVICE	1,257	0		21				
36	5151	DUPLICATION/OUTSIDE								
37	5210	TRANSPORTATION	12,160	613	398	614		\$0	2025 (Minneapolis) site visits as necessary	\$0
38	5212	LODGING & MEALS	4,279	287	103	130		\$0	2025 (Minneapolis) site visits as necessary	\$0
39	5214	ENTERTAINMENT	6,636				3,050			
40	5216	BUSINESS MEETINGS								
41	5219	UNALLOCATED AMERICAN EXPRESS					0			
42	5300	FACILITIES RENT	48,185							
43	5301	CONFERENCE EQUIPMENT RENTAL	353,826				424			
44	5302	MEAL FUNCTIONS	360,046							
45	5303	EXHIBITS	86,553				932			
46	5304	SPEAKER/GUEST EXPENSE	8,110	0						
47	5305	SPEAKER/GUEST HONORARIUM	43,000			200	22,750			
48	5306	AWARDS	0	0						
49	5307	SECURITY SERVICES	17,991							
50	5308	SPECIAL TRANSPORTATION	25,866			10,000				
51	5309	AUDIO/VISUAL EQUIPMENT RENTAL & LABOR					254,034			
52	5310	COMPUTER RENTAL/INTERNET CONNECTIONS								
53	5350	PROGRAM ALLOCATION								
54	5400	EDITORIAL/PROOFREADING/OUTSIDE								
55	5401	TYPESETTING/COMPOSITION-OUTSD								
56	5402	PRINTING-OUTSIDE	32,681							
57	5403	BINDING-OUTSIDE								
58	5404	DESIGN SERVICE-OUTSIDE	17,334	0	9,075	7,950	5,700			
59	5406	REVIEW SERVICE								
60	5410	MAIL SERVICE-OUTSIDE	2,096				184			
61	5411	ADVERTISING/SPACE								
62	5412	ADVERTISING/DIRECT								
63	5413	MAIL LIST RENTAL								
64	5414	SUPPLIES/PRODUCTION								
65	5415	PRE-PRESS/PHOTOGRAPHIC SERVICE	26,066			8,500				
66	5416	ADVERTISING PRODUCTION COST								
67	5420	COPYRIGHT FEES	744			1,110	789			
68	5500	SUPPLIES/OPERATING	25,981	22		572	3,679			

	A	B	C	D	E	F	G	H	I	J
1	ACRL ACRL 2025 Minneapolis FY2023 3808									
2	Line	Line Description	2017 Actual	2018 Actual	2019 Actual	2020 Actual	2021 Actual	2022 Budget	2023 Notes	2023 Budget
69	5501	EQUIPMENT & SOFTWARE/MINOR								
70	5502	REFERENCE MATERIAL/PERIODICALS								
71	5510	INSURANCE				8,436				
72	5520	EQUIPMENT RENTAL/LEASE								
73	5521	SPACE RENT								
74	5522	TELEPHONE/FAX	305							
75	5523	POSTAGE/E-MAIL	30,841							
76	5525	UTILITIES	32,907							
77	5530	DEPRECIATION F/E	605	97	151	499	883			
78	5560	ORG SUPPORT/CONTRIBUTION					-20396			
79	5599	MISC EXPENSE	8,840	1,190	801	1,172	2,052	\$1,162	This is each project's share of ACRL general expenses such as supplies, travel, telephone, and equipment depreciation. Calculated at same % of total operating expenses as salaries above.	\$1,297
80	5909	IUT/DIST CTR	87			4				
81	5910	IUT/REPRO CTR	595							
82	5999	IUT/MISC	(10,000)							
83	5911	IUT/OVERHEAD	653,947	0			148,211	\$0	IUT General overhead	\$0
84	5998	IUT/ALLOCATIONS						\$0		\$0
85	5600	TAXES/INCOME	0							
86	Expenses		\$2,112,515	\$41,801	\$46,042	\$152,022	\$720,176	\$28,323	\$0	\$27,071
87										
88	Net		\$702,780	(\$41,801)	(\$46,042)	(\$169,534)	\$751,107	(\$28,323)	\$0	(\$27,071)

	A	B	C	D	E	F	G	H	I
1	ACRL Annual Conf. Precons		FY2023						
2	Line	Line Description	2017 Actual	2018 Actual	2019 Actual	2020 Actuals	2021 Actuals	2022 Notes	2022 Budget
3	4200	REGISTRATION FEES	8,540	7,875			0	No preconference in 2021.Based on one full-day preconference	\$0
4	Revenues		\$8,540	\$7,875	\$0	\$0	\$0		\$0
5									
6	5000	SALARIES & WAGES	1,876	2,686	11,955	7,199	2,056	Salaries at % of ACRL total listed in salary matrix	\$2,491
7	5001	WAGES/TEMPORARY EMPLOYEES							
8	5002	OVERTIME WAGES							
9	5005	ATTRITION FACTOR					(599)		\$0
10	5009	ACCRUED VACATION WAGES							\$0
11	5010	EMPLOYEE BENEFITS	573	806	3,683	2,242	673	Benefit percentage of line 5000 as provided by ALA Planning & Budgeting	\$797
12	5122	BANK S/C	244					Bank Fees	\$0
13	5150	MESSANGER SERVICE						Messenger service	\$0
14	5151	DUPLICATION/OUTSIDE							
15	5210	TRANSPORTATION						No transportation as staff already traveling for Annual Conference	\$0
16	5212	LODGING & MEALS						No lodging and meals as staff already traveling for Annual Conference	\$0
17	5300	FACILITIES RENT						No facility rental expenses as workshops will be held in conjunction with ALA Annual Conference	\$0
18	5301	CONFERENCE EQUIPMENT RENTAL	1,032						\$0
19	5302	MEAL FUNCTIONS	1,241	850				42 (includes participants and speaker) @ 2 breaks @ \$15 per break = \$1,260	\$0
20	5303	EXHIBITS							\$0
21	5304	SPEAKER/GUEST EXPENSE	1,443	581				2 speakers @ one night's lodging @ \$200 and one day's per diem @ \$50. Total = \$500	\$0
22	5309	AUDIO/VISUAL EQUIPMENT RENTAL & LABOR		2,773				Audiovisual equipment, AV @ \$1500	\$0
23	5310	COMPUTER RENTAL/INTERNET CONNECTIONS						Internet connection, comp at convention center	\$0
24	5402	PRINTING-OUTSIDE						Printing (photocopying of conference materials): presenters provide handouts for reimbursement	\$0
25	5500	SUPPLIES/OPERATING		6				Supplies	\$0
26	5530	DEPRECIATION F/E	8	9	81	49	12		\$0
27	5543	BAD DEBT EXPENSE	175	175	175		(525)	Bad Debt 1% of revenue	\$0
28	5560	ORG SUPPORT/CONTRIBUTION							\$0
29	5599	MISC EXPENSE	117	110	433	115	27	This is each project's share of ACRL general expenses such as supplies, travel, telephone, and equipment depreciation. Calculated at same % of total operating expenses as salaries above.	\$166
30	5800	IMPAIRMENT / GW INTANGIBLE ASSETS							
31	5911	IUT/OVERHEAD	2,255	2,079				IUT General overhead as supplied by ALA Planning and Budgeting	\$0
32	5998	IUT/ALLOCATIONS							\$0
33	5600	TAXES/INCOME							
34	Expenses		8,964	10,075	16,327	9,605	1,644		\$3,454
35									
36	Net		(424)	(2,200)	(16,327)	(9,605)	(1,644)		(\$3,454)

	A	B	C	D	E	F	G	H	I	J
1	ACRL IIL Immersion National FY2023 3830									
2	<u>Line</u>	<u>Line Description</u>	<u>2017 Actual</u>	<u>2018 Actual</u>	<u>2019 Actual</u>	<u>2020 Actual</u>	<u>2021 Actual</u>	<u>2022 Budget</u>	<u>2023 Notes</u>	<u>2023 Budget</u>
			142,705	196,635	172,155			\$170,575	This assumes a return to in-person immersion in summer 2023. The facilitators are developing virtual components if a F2F program is not viable. IMMERSION Location Loyola University Chicago - Registration fees: 75 members @ \$1,995; 10 non-members @ \$2,095. Total: \$170,575. Based on 85 attendees, recognizing 100% of revenue. Scholarships shown as a contra-expense in 5306.	\$170,575
3	4200	REGISTRATION FEES								
4	4429	OVRRD-EXMPT REVENUE/DIVISIONS	22,598	35,413	49,910	305	0	\$30,070	Revenue for IMMERSION dorm lodging: 85 participants @ \$500 p	\$30,070
5	4430	MISCELLANEOUS FEES						\$0		\$0
6	4490	MISCELLANEOUS REVENUE						\$0		\$0
7		Revenues	\$165,303	\$232,048	\$222,065	\$305	\$0	\$200,645		\$200,645
8										
9	5000	SALARIES & WAGES	9,751	20,621	15,799	8,888	1,653	\$18,734	Salaries calculated at % listed in salary matrix.	\$17,853
10	5001	WAGES/TEMPORARY EMPLOYEES								
11	5002	OVERTIME WAGES						\$0		\$0
12	5005	ATTRITION FACTOR					(482)	\$0		\$0
13	5009	ACCRUED VACATION WAGES						\$0		\$0
14	5010	EMPLOYEE BENEFITS	2,980	6,186	4,867	2,768	541	\$6,344	Benefit percentage of line 5000 as provided by ALA Planning & Budgeting	\$5,713
15	5110	PROFESSIONAL SERVICES	4,000		3,057			\$0	Registration instead of competitive application process, eShow application system not needed	\$0
16	5120	LEGAL FEES						\$0		\$0
17	5121	AUDIT/TAX FEES						\$0		\$0
18	5122	BANK S/C	4,643	7,167	6,478	1,883		\$5,117	Bank Charges on credit cards.	\$5,117
19	5130	LOBBYING / CONSULTING								
20	5140	EQUIP/FURN REPAIRS						\$0		\$0
21	5141	MAINTENANCE AGREEMENTS								
22	5150	MESSENGER SERVICE	185	238	55			\$350	Messenger service	\$350
23	5151	DUPLICATION/OUTSIDE						\$0		\$0
24	5210	TRANSPORTATION	13,020	895	1,411	(545)		\$525	Travel-out-of-town: vicinity travel @ \$150	\$525
			38,059	79,546	69,388			\$46,075	IMMERSION 89 registrants: 5 nights lodging @ \$500 per person x 85 <This fee is covered by 4429 overhead exempt revenue>; Meals = \$140 per person @ dorm meals (B, L, D) x 91 = \$12,740	\$46,075
25	5212	LODGING & MEALS								
26	5214	ENTERTAINMENT			4,730			\$5,500	Entertainment: Thursday night happy hour	\$5,500
27	5300	FACILITIES RENT	14,939	8,115	17,700			\$6,240	Facilities rental at Loyola, plenary @ \$2,700 per day plus \$25 per classroom per day (8*\$110*5)	\$6,240
28	5301	CONFERENCE EQUIPMENT RENTAL	657		4,175			\$2,520	Audiovisual equipment, Damen built-in AV @ \$150 per day. majority built in meeting rooms @ \$25 per room per day. Wifi per participant @ \$10 x 110 (two devices per participant)	\$2,520

	A	B	C	D	E	F	G	H	I	J
1	ACRL IIL Immersion National FY2023 3830									
2	Line	Line Description	2017 Actual	2018 Actual	2019 Actual	2020 Actual	2021 Actual	2022 Budget	2023 Notes	2023 Budget
29	5302	MEAL FUNCTIONS	16,985	(294)	15,043			\$17,888	Five Morning and four afternoon breaks: 91 people x 9 breaks @ \$15 = \$12,285 (includes \$750 cushion for additional coffee or bar drinks); Welcome dinner @ \$38 per person x 91 = \$3,458	\$17,888
30	5303	EXHIBITS						\$0		\$0
31	5304	SPEAKER/GUEST EXPENSE	7,581	7,157	10,220	(110)		\$8,900	Faculty expenses	\$7,500
32	5305	SPEAKER/GUEST HONORARIUM	21,000	34,250	21,250			\$24,750	Faculty honoraria: 6 faculty @ \$3,750 honorarium with \$750 for the additional stipend to the lead faculty, plus \$1500 for Immersion coordinator and \$500 for Immersion observer	\$24,750
33	5306	AWARDS	(12,000)	2,898	(11,970)			(\$12,000)	Contra-expense for Immersion scholarship awards	(\$10,000)
34	5402	PRINTING-OUTSIDE	257	4,426	2,738	40		\$5,000	Printing, notebook production	\$5,000
35	5420	COPYRIGHT FEES		1,687	499			\$1,000	Copyright fees	\$1,000
36	5031	STAFF DEVELOPMENT		415				\$0		\$0
37	5500	SUPPLIES/OPERATING	981	5,630	436	1,192		\$2,700	Closing plenary materials/other supplies @ \$1500	\$1,500
38	5525	UTILITIES						\$0		\$0
39	5530	DEPRECIATION F/E	42	69	108	61	9	\$0		\$0
40	5541	COLLECTION EXPENSE								
41	5543	BAD DEBT EXPENSE	147	147	147		(441)	\$147	Bad Debt	\$147
42	5599	MISC EXPENSE	609	848	573	142	22	\$1,073	This is each project's share of ACRL general expenses such as supplies, travel, telephone, and equipment depreciation. Calculated at same % of total operating expenses as salaries above.	\$1,186
43	5909	IUT/DIST CTR				3		\$0	IUT-Distribution	\$0
44	5910	IUT/REPRO CTR						\$50	IUT-Reprographics	\$50
45	5940	IUT/REGISTRATION PROCESSING	664	(625)				\$742	Registration processing	\$742
46	5941	IUT/CHOICE						\$0		\$0
47	5942	IUT/ADVERTISING						\$0		\$0
48	5999	IUT/MISC		(8,475)				\$0		\$0
49	5911	IUT/OVERHEAD	37,674	51,912	45,621			\$53,171	IUT General overhead at ALA rate	\$53,171
50	5998	IUT/ALLOCATIONS						\$0		\$0
51	5600	TAXES/INCOME								
52	Expenses		\$162,173	\$222,813	\$212,324	\$14,322	\$1,303	\$194,826		\$192,827
53										
54	Net		\$3,130	\$9,235	\$9,741	(\$14,017)	(\$1,303)	\$5,819		\$7,818

	A	B	C	D	E	F	G	H	I	J
1	ACRL Friends of ACRL FY2023 3831									
2	Line	Line Description	2017 Actual	2018 Actual	2019 Actual	2020 Actual	2021 Actual	2022 Budget	2023 Notes	2023 Budget
3	4430	MISCELLANEOUS FEES				0	0	\$0	All revenues show in restricted account, 48-403-xxxx-3831	\$0
4		Revenues	\$0	\$0	\$0	\$0	\$0	\$0		\$0
5										
6	5000	SALARIES & WAGES	33,988	35,633	88,013	42,078	13,710	\$32,717	Salaries calculated at % listed in salary matrix	\$16,663
7	5001	WAGES/TEMPORARY EMPLOYEES								
8	5002	OVERTIME WAGES								
9	5005	ATTRITION FACTOR					(3,995)	\$0		\$0
10	5009	ACCRUED VACATION WAGES						\$0		\$0
11	5010	EMPLOYEE BENEFITS	10,384	10,689	27,113	13,105	4,491	\$11,080	Benefit percentage of line 5000 as provided by ALA Planning & Budgeting	\$5,332
12	5014	ANNUITY/EMPLOYER CONTRIBUTION								
13	5122	BANK S/C	582	637	752	1,074	495	\$1,750	Credit card fees calculated at 2.9% of credit card donations, credit card donations are 70% of total donations, which are budgeted at \$25,000	\$1,750
14	5350	PROGRAM ALLOCATION	12,312	16,273	9,242			\$300	Program development: \$500 for pins, ribbons, other donor recognition; \$8500 for donor recognition reception at ACRL 2023 Conference	\$9,000
15	5412	ADVERTISING/DIRECT						\$0		\$0
16	5500	SUPPLIES/OPERATING	168					\$0		\$0
17	5523	POSTAGE/E-MAIL			536	97		\$0		\$0

	A	B	C	D	E	F	G	H	I	J
1	ACRL Friends of ACRL FY2023 3831									
2	Line	Line Description	2017 Actual	2018 Actual	2019 Actual	2020 Actual	2021 Actual	2022 Budget	2023 Notes	2023 Budget
18	5525	UTILITIES						\$0		\$0
19	5530	DEPRECIATION F/E	147	119	600	287	78	\$0		\$0
20	5531	DEPRECIATION BUILDING						\$0		\$0
21	5532	AMORT.- EQUIP N-S INTANGIBLE ASSETS						\$0		\$0
22	5533	DO NOT USE N/S Intangible Assets								
23	5560	ORG SUPPORT/CONTRIBUTION						\$0		\$0
24	5599	MISC EXPENSE	2,124	1,466	3,190	673	181	\$1,874	This is each project's share of ACRL general expenses such as supplies, travel, telephone, and equipment depreciation. Calculated at same % of total operating expenses as salaries above.	\$1,107
25	5800	IMPAIRMENT / GW INTANGIBLE ASSETS								
26	5909	IUT/DIST CTR	540	522	372	218		\$0	IUT-Distribution	\$0
27	5910	IUT/REPRO CTR		19	182			\$0	IUT-Reprographics	\$0
28	5999	IUT/MISC						\$0		\$0
29	5911	IUT/OVERHEAD						\$0		\$0
30	5998	IUT/ALLOCATIONS						\$0		\$0
31	5600	TAXES/INCOME								
32		Expenses	\$60,245	\$65,357	\$129,998	\$57,532	\$14,960	\$47,721		\$33,852
33										
34		Net	(\$60,245)	(\$65,357)	(\$129,998)	(\$57,532)	(\$14,960)	(\$47,721)		(\$33,852)

	A	B	C	D	E	F	G	H	I	J
1	ACRL Section Special Events		FY2023	3833						
2	Line	Line Description	2017 Actual	2018 Actual	2019 Actual	2020 Actual	2021 Actual	2022 Budget	2023 Notes	2023 Budget
3	4301	GRANTS AWARDS - TEMPORARILY RESTRICTED						\$0		\$0
4	4400	DONATIONS/HONORARIA	16,400	26,900	31,675	12,300	3,500	\$12,000	Donations for special events budgeted at typical rates.	\$12,000
5	4429	OVRRD-EXMPT REVENUE/DIVISIONS	5,329	4,382	3,212			\$3,125	Participant Fees: \$25 @ 125 (based on average registrations collected for special events hosted by ESS, DOLS, STS, CLS and CJCLS).	\$3,125
6	4430	MISCELLANEOUS FEES						\$0		\$0
7	4490	MISCELLANEOUS REVENUE						\$0		\$0
8	Revenues		\$21,729	\$31,282	\$34,887	\$12,300	\$3,500	\$15,125		\$15,125
9										
10	5000	SALARIES & WAGES	9,413	6,029	5,481	4,877		\$5,721	Salaries calculated as percentage of total as listed in salary matrix	\$0
11	5001	WAGES/TEMPORARY EMPLOYEES								
12	5002	OVERTIME WAGES								
13	5005	ATTRITION FACTOR						\$0		\$0
14	5009	ACCRUED VACATION WAGES						\$0		\$0
15	5010	EMPLOYEE BENEFITS	2,877	1,809	1,688	1,519		\$1,937	Benefit percentage of line 5000 as provided by ALA Planning & Budgeting	\$0
16	5122	BANK S/C	90	265	288	114	100	\$0		\$0
17	5150	MESSENGER SERVICE						\$200	Messenger service	\$200
18	5350	PROGRAM ALLOCATION	19,282	28,141	33,157	5,486		\$14,000	Payments for special events (ESS Cruise, CLS, DOLS, CJCLS and STS events at MW and AC) for which registration money has been collected.	\$14,000
19	5530	DEPRECIATION F/E	41	20	37	33		\$0		\$0
20	5599	MISC EXPENSE	588	248	199	78		\$328	This is each project's share of ACRL general expenses such as supplies, travel, telephone, and equipment depreciation. Calculated at same % of total operating expenses as salaries above.	\$0
21	5909	IUT/DIST CTR	15	1				\$0		\$0
22	5911	IUT/OVERHEAD						\$0		\$0
23	5998	IUT/ALLOCATIONS						\$0		\$0
24	5600	TAXES/INCOME								
25	Expenses		\$32,306	\$36,513	\$40,849	\$12,107	\$100	\$22,186	\$0	\$14,200
26										
27	Net		(\$10,576)	(\$5,231)	(\$5,962)	\$193	\$3,400	(\$7,061)	\$0	\$925

	A	B	C	D	E	F	G	H	I	J
1	ACRL Immersion Licensing FY2023 3834									
2	Line	Line Description	2017 Actual	2018 Actual	2019 Actual	2020 Actual	2021 Actual	2022 Budget	2023 Notes	2023 Budget
3	4430	MISCELLANEOUS FEES						\$25,000	Licensed Immersion Program TBD for FY23	\$0
4	4490	MISCELLANEOUS REVENUE						\$0		\$0
5		Revenues	\$0	\$0	\$0	\$0	\$0	\$25,000		\$0
6										\$0
7	5000	SALARIES & WAGES						\$3,497	Salaries calculated at % of total ACRL per time study	\$0
8	5001	WAGES/TEMPORARY EMPLOYEES								
9	5002	OVERTIME WAGES								
10	5005	ATTRITION FACTOR						\$0		\$0
11	5009	ACCRUED VACATION WAGES						\$0		\$0
12	5010	EMPLOYEE BENEFITS						\$1,184	Benefits	\$0
13	5122	BANK S/C						\$0	Bank Charges on credit cards.	\$0
14	5150	MESSENGER SERVICE						\$250	Messenger service, shipping materials (standards, certificates, boxes of "stuff") to regional site.	\$0
15	5151	DUPLICATION/OUTSIDE								
16	5210	TRANSPORTATION	848					\$0	Travel out of town (not needed, regional host)	\$0
17	5212	LODGING & MEALS						\$0	Lodging and meals -- assuming local attendees so lodging and meals (other than morning and afternoon refreshment breaks) would be on own	\$0
18	5300	FACILITIES RENT						\$0	Facility rental: adequate meeting space for 50+ attendees (?) in eight rounds of 5 people each provided on a complimentary basis by host institution	\$0
19	5301	CONFERENCE EQUIPMENT RENTAL						\$0	Equipment rental: data projector, screen, flipcharts, power cords provided on a complimentary basis by host institution	\$0
20	5302	MEAL FUNCTIONS						\$0	Meal functions: morning and afternoon refreshment breaks provided by regional host.	\$0
21	5303	EXHIBITS						\$0		\$0

	A	B	C	D	E	F	G	H	I	J
1	ACRL Immersion Licensing FY2023 3834									
2	Line	Line Description	2017 Actual	2018 Actual	2019 Actual	2020 Actual	2021 Actual	2022 Budget	2023 Notes	2023 Budget
22	5304	SPEAKER/GUEST EXPENSE	0			2,238		\$0	Faculty expenses: Expenses for three faculty: Transportation for 3 faculty @ \$500; Lodging for 3 faculty @ \$200/night x 5 nights; 3 @ \$50 per diem x 5 each; ground transportation 2 @ \$75. Approx \$5,550 OVER AND ABOVE LICENSE FEE, which is paid by the institution licensing the institute.	\$0
23	5305	SPEAKER/GUEST HONORARIUM			3,750			\$8,400	Honorarium for faculty @ \$850 per day x 3 days = \$2,550 per faculty x 3 faculty, plus \$750 for lead faculty	\$0
24	5402	PRINTING-OUTSIDE						\$1,340	Notebook printing @ approx. \$15 per notebook x 56 participants plus faculty and file copies. \$500 misc. printing cushion.	\$0
25	5420	COPYRIGHT FEES						\$175	Copyright fees: Immersion notebook readings (Copyright Clearance Center)	\$0
26	5500	SUPPLIES/OPERATING						\$1,500	56 binders/dividers @ \$1,000; Misc supplies (swag) @ \$500.	\$0
27	5522	TELEPHONE/FAX						\$0	Telephone (for dial in access at presentation)	\$0
28	5523	POSTAGE/E-MAIL						\$0	Invitation to Apply, e-mail registration packet and brochure	\$0
29	5543	BAD DEBT EXPENSE						\$0	Bad Debt	\$0
30	5599	MISC EXPENSE						\$200	Misc. Expense; This is each project's share of ACRL general expenses such as supplies, travel, telephone, and equipment depreciation. Calculated at same % of total operating expenses as salaries above.	\$0
31	5910	IUT/REPRO CTR						\$25	IUT-Reprographics	\$0
32	5911	IUT/OVERHEAD						\$3,313	License overhead @ 50% of ALA overhead rate as provided by ALA Planning and Budgeting	\$0
33	5998	IUT/ALLOCATIONS						\$0		\$0
34	5600	TAXES/INCOME								
35	Expenses		848	0	3,750	2,238	0	\$19,884		\$0
36										
37	Net		(848)	0	(3,750)	(2,238)	0	\$5,116		\$0

	A	B	C	D	E	F	G	H	I	J
1	ACRL Annual Conf. Programs FY2023 3835									
2	Line	Line Description	2017 Actual	2018 Actual	2019 Actual	2020 Actual	2021 Actual	2022 Budget	2023 Notes	2023 Budget
3	4400	DONATIONS/HONORARIA	16,300	15,800	14,000	500	600	\$14,000	Donations for Annual Conference programs and poster sessions/receptions budgeted at more typical donation rate.	\$14,000
4		Revenues	\$16,300	\$15,800	\$14,000	\$500	\$600	\$14,000		\$14,000
5										
6	5000	SALARIES & WAGES	16,001	11,456	15,604	17,864	2,348	\$9,842	Salaries @ % listed in the salary matrix	\$2,856
7	5001	WAGES/TEMPORARY EMPLOYEES								
8	5002	OVERTIME WAGES								
9	5005	ATTRITION FACTOR					(684)	\$0		\$0
10	5009	ACCRUED VACATION WAGES						\$0		\$0
11	5010	EMPLOYEE BENEFITS	4,890	3,437	4,807	5,564	769	\$3,333	Benefit percentage of line 5000 as provided by ALA Planning & Budgeting	\$914
12	5122	BANK S/C	14	29		\$14	29	\$0		\$0
13	5302	MEAL FUNCTIONS	4,984	11,516	9,734			\$10,000	Catering at programs and poster sessions/receptions (offset by donations)	\$10,000
14	5350	PROGRAM ALLOCATION	16,956	8,065	10,278	2,539	3,600	\$13,850	ACRL Board allocation of \$7,150 for program speakers, photocopying, posterboards, \$200 flyer for President's program with award winners on back side, \$6500 for ACRL President's Program.	\$13,850
15	5402	PRINTING-OUTSIDE						\$0	Share of this project's printing costs for Annual Conference Programs and meetings C&RL News insert	\$0
16	5530	DEPRECIATION F/E	69	38	106	122	13	\$0		\$0
17	5599	MISC EXPENSE	1,000	471	566	286	31	\$564	This is each project's share of ACRL general expenses such as supplies, travel, telephone, and equipment depreciation. Calculated at same % of total operating expenses as salaries above.	\$190
18	5909	IUT/DIST CTR	6					\$0		\$0
19	5910	IUT/REPRO CTR			28			\$0		\$0
20	5600	TAXES/INCOME								
21		Expenses	\$43,920	\$35,012	\$41,123	\$26,389	\$6,105	\$37,589		\$27,810
22										
23		Net	(\$27,620)	(\$19,212)	(\$27,123)	(\$25,889)	(\$5,505)	(\$23,589)		(\$13,810)

	A	B	C	D	E	F	G	H	I	J
1	ACRL Scholarships FY2023 3838									
2	Line	Line Description	2017 Actual	2018 Actual	2019 Actual	2020 Actual	2021 Actual	2022 Budget	2023 Notes	2023 Budget
3	4490	MISCELLANEOUS REVENUE				0	0	\$0		\$0
4		Revenues	\$0	\$0	\$0	\$0	\$0	\$0		\$0
5										
6	5000	SALARIES & WAGES						\$0		\$0
7	5001	WAGES/TEMPORARY EMPLOYEES								
8	5002	OVERTIME WAGES								
9	5005	ATTRITION FACTOR						\$0		\$0
10	5009	ACCRUED VACATION WAGES						\$0		\$0
11	5010	EMPLOYEE BENEFITS						\$0		\$0
12	5306	AWARDS	81,270	28,295	82,580			\$37,000	ACRL Immersion Program; \$10,000. RBMS Conference @ \$13,000 (funded by conference revenue profit share from prior year, avg. of past 3 in-person years is 13K); ACRL 2023 Conference Registration Scholarships @ \$50,000 (in addition to 65K in Friends Fund for stipends). ALA Spectrum Scholars ACRL support for 3 scholars (Two scholars were approved in FY22, but only was funded. After FY23, ACRL will return to funding two scholars.): 3 scholars x \$8,500 = \$25,500. Online learning scholarships @ \$1,000. Budgeted from ACRL's net asset balance	\$99,500
13	5940	IUT/REGISTRATION PROCESSING		4,075				\$0		\$0
14	5999	IUT/MISC		8,475				\$0		\$0
15	5911	IUT/OVERHEAD						\$0		\$0
16	5998	IUT/ALLOCATIONS						\$0		\$0
17	5600	TAXES/INCOME								
18		Expenses	\$81,270	\$40,845	\$82,580	\$2,500	\$0	\$37,000		\$99,500
19										
20		Net	(81,270)	(40,845)	(82,580)	(2,500)	0	(\$37,000)		(\$99,500)

Choice FY23 Budget Reconciliation Memo

To: ACRL Budget and Finance Committee

From: Rachel Hendrick, Interim Choice Editor and Publisher

Date: 20 May 2022

The Choice FY23 budget anticipates a decline in subscription and print advertising revenue and an increase in revenue from webinars, newsletters, and sponsored content. This year we will launch a new content vertical around the subject of technology in libraries, a content area that will open Choice up to new audiences and new advertisers. Due to budget constraints we have elected to put most of our meager funds for this project (\$19,480) towards content creation rather than infrastructure. The expected advertising revenue is \$15,000. This content vertical will lean on our strengths—ad sales and digital publishing—while we continue to attempt to offset our weaknesses.

REVENUE

Choice continues to find success in our digital advertising and sponsored content programs and revenue for FY23 is budgeted \$103,259 more than FY22. In the coming year this program will be bolstered by a new content stream scheduled to launch in the fall. Subscriptions for all our products (*Choice* magazine, *Choice Reviews*, and *Choice Reviews on Cards*) continue to decline while our remainder book sales and other miscellaneous income also took a hit during the pandemic. Income from royalties remains relatively flat. Overall, we forecast revenue to be better than the FY22 budget with most of this growth coming from digital advertising, sponsored content, and webinars.

Item	FY23B	FY22B	Var
Subscriptions Revenue	900,041	1,010,750	(110,709)
Advertising Revenue	812,944	709,684	103,260
Licensing Revenue	476,210	466,510	9,700
Misc Sales Revenue	12,200	14,500	(2,300)
Misc Revenue	50,000	45,000	5,000
TOTAL REVENUE	2,251,395	2,246,444	4,951

EXPENSES

At Choice we continue to watch expenses and look for places to save money. Last year our part-time copy editor retired and we elected not to rehire that position, relying instead on freelance help. Choice cut a further \$9,532 in discretionary expenses (travel and professional services), which is reflected in this budget. We expect to transfer \$35,697 from our endowment in FY23 (reflected in indirect expenses).

Item	FY23B	FY22B	Var
Payroll and Related Expenses	1,598,082	1,632,529	(34,447)
Outside Services	102,939	74,281	28,658
Travel and Related Expenses	8,250	6,700	1,550
Meetings and Conferences	0	13,000	(13,000)
Publication-related Expenses	287,440	246,975	40,465
Operating Expenses	141,437	206,359	(64,922)
TOTAL DIRECT EXPENSES	2,138,148	2,179,844	(41,696)
TOTAL INDIRECT EXPENSES	(29,108)	(37,348)	8,240

Overhead	298,310	287,654	10,656
Liberty Square Allocations	25,500	16,240	9,260
TOTAL OVERHEAD	323,810	313,894	9,916

TOTAL EXPENSES	2,432,850	2,456,390	(23,540)
-----------------------	------------------	------------------	-----------------

SUMMING UP

Although Choice continues a program of austerity and cost cutting, subscription revenue from our review products continues to decline and is not entirely replaced by the advertising revenue increases in digital and sponsored content. We are hopeful the launch of our new content vertical will help us to make up that revenue deficit. Despite our financial worries, Choice is budgeted to contribute \$323,810 to the ALA general fund on top of the cost of maintaining a separate office space in Middletown, Connecticut.

Item	FY23B	FY22B
TOTAL REVENUE	2,251,395	2,246,444
TOTAL EXPENSES	2,432,850	2,456,390
NET REVENUES	(181,455)	(209,945)

404 FY23 CHOICE Budget at a Glance

5/20/2022

3d Close

	FY23B	FY22B	FY21	FY20	FY19	FY18	FY17
TOTAL REVENUES	2,251,394	2,246,444	2,390,898	2,435,931	2,520,864	2,813,284	2,940,493
TOTAL EXPENSES	2,432,850	2,456,389	2,297,847	2,420,453	2,698,854	2,945,285	3,055,258
NET REVENUES	(181,455)	(209,945)	93,051	15,478	(177,990)	(132,001)	(114,765)

REVENUE

SUBSCRIPTIONS

3900	4110	Choice magazine	232,934	263,500	301,761	413,039	387,925	429,171	445,608
3901	4110	Reviews on Cards	46,963	55,250	63,807	74,101	92,677	100,070	116,186
		Subtotal: Choice Print	279,897	318,750	365,568	487,140	480,602	529,241	561,794
3913	4110	Choice Reviews	495,144	529,000	590,636	572,901	651,630	678,076	684,248
		Subtotal: All Choice	775,041	847,750	956,204	1,060,041	1,132,232	1,207,317	1,246,042
3905	4110	Resources for College Libraries	125,000	130,000	114,391	122,282	132,798	138,545	147,579
3918	4110	ccAdvisor (Choice)	0	33,000	14,719	26,577	41,100	32,130	0
4110		TOTAL SUBSCRIPTIONS	900,041	1,010,750	1,085,314	1,208,900	1,306,130	1,377,992	1,393,621

ADVERTISING & SPONSORED CONTENT

4143		Mobile app gross (Choice)	0	0	0	0	0	8,564	17,692
3904	4610	Commissions	0	0	0	0	0	(101)	(1,235)
		Mobile app net	0	0	0	0	0	8,463	16,457
4140		Choice magazine	120,000	150,000	142,683	230,789	266,090	352,534	439,984
3907	4611	Commissions and agency fees	(5,400)	(6,750)	(6,769)	(10,179)	(7,804)	(10,856)	(17,239)
		Choice magazine net	114,600	143,250	135,914	220,610	258,286	341,678	422,745
4143		Choice Reviews gross	40,000	35,000	45,400	60,025	146,775	183,340	196,813
3913	4610	Commissions	(1,800)	(1,575)	(2,257)	(1,556)	(5,407)	(5,601)	(7,743)
		Choice Reviews net	38,200	33,425	43,143	58,469	141,368	177,739	189,070
4140		Content marketing: WP/CS	60,000	60,000	45,105	25,000	51,100	40,000	0
4143		Content marketing: Podcasts	45,000	35,000		17,495		15,500	0
4143		Content marketing: eBlasts	240,000	140,000	305,835	121,216	see 3913	see 3913	see 3913
4143		Content marketing: Newsletters and Other		60,000		51,950	see 3913	see 3913	see 3913
4610		Digital commissions	(12,825)	(10,575)	(16,589)	0	0	0	0
4611		Print commissions	(2,700)	(2,700)	(3,791)	(11,464)	(2,705)	(4,028)	0
		Choice content marketing net	329,475	281,725	330,560	204,196	48,395	51,472	0
4143		ccAdvisor gross (Choice)	0	5,000	1,850	6,630	12,826	12,323	0
3918	4610	Commissions	0	(225)	(196)	(212)	(647)	(506)	0
		ccAdvisor net	0	4,775	1,654	6,418	12,179	11,817	0
4143		Choice360	70,000	35,000	0	0	0	0	0
3919	4610	Commissions	(3,150)	(1,575)	0	0	0	0	0
		Choice360 Net	66,850	33,425	0	0	0	0	0
4140		Print Advertising Gross	180,000	210,000	187,788	273,284	317,190	392,534	439,984
4143		Digital Advertising Gross	395,000	310,000	353,085	239,820	159,601	219,727	214,505
		Subtotal x webinars	575,000	520,000	540,873	513,104	476,791	612,261	654,489
4611		Sales Commission: Print	(20,531)	(19,491)	(26,558)	(32,031)	(17,011)	(19,138)	(24,598)
4610		Sales Commission: Digital	(17,775)	(13,950)	(19,042)	(1,768)	(6,054)	(6,208)	(8,978)
		Subtotal Commissions	(38,306)	(33,441)	(45,600)	(33,799)	(23,065)	(25,346)	(34,613)
		Total Advertising x Webinars	536,694	486,559	495,273	479,305	453,785	586,915	619,876
3909	4105	Webinars gross (Choice)	276,250	223,125	282,532	191,195	145,325	106,675	105,600
4611		Webinar commissions	(12,431)	(10,041)	(15,998)	(10,388)	(6,443)	(4,254)	(7,359)
		Webinars net	263,819	213,084	266,534	180,807	138,882	102,421	98,241
		TOTAL ADVERTISING & SPONSORED CONTENT	812,944	709,684	777,805	670,500	599,110	693,590	725,476

ROYALTIES

3900	4421	Choice (CCC, reprints, etc.)	500	1,300	403	680	1,370	931	6,189
3902	4421	Choice reviews	465,710	455,210	465,663	486,539	513,321	514,160	561,853
3905	4421	Resources for College Libraries	10,000	10,000	10,000	18,000	7,000	15,000	78,500
		TOTAL ROYALTIES	476,210	466,510	476,066	505,219	521,691	530,091	646,542

MISCELLANEOUS SALES

3900	4109	Misc. Sales	200	2,500	41	2,589	158	1,847	5,638
3905	4109	RCL Reimbursement	0	See 3905	See 3905	See 3905	See 3905	79,713	82,090
3913	4109	EBSCO affiliate fee	12,000	12,000	12,000	12,000	12,000	12,000	0
		TOTAL MISC SALES	12,200	14,500	12,041	14,589	12,158	93,560	87,728

MISCELLANEOUS REVENUE

3900	4490	Remaindered books	50,000	45,000	39,672	36,723	81,775	118,051	87,126
		TOTAL MISC REVENUE	50,000	45,000	39,672	36,723	81,775	118,051	87,126

TOTAL REVENUES	2,251,394	2,246,444	2,390,898	2,435,931	2,520,864	2,813,284	2,940,493
----------------	-----------	-----------	-----------	-----------	-----------	-----------	-----------

EXPENSES

Payroll and Related Expenses	1,598,082	1,632,529	1,475,795	1,508,575	1,665,237	1,618,841	1,586,901
Outside Services	102,939	74,281	116,425	86,062	101,658	187,180	322,293
Travel and Related Expenses	8,250	6,700	219	10,271	41,543	38,949	48,575
Meetings and Conferences	0	13,000	0	1,250	11,771	13,658	12,495
Publication-related Expenses	287,440	246,975	259,216	274,467	260,373	303,821	308,158
Operating Expenses	141,437	206,359	178,321	245,416	308,930	421,091	394,287
TOTAL DIRECT EXPENSES	2,138,148	2,179,844	2,029,976	2,126,041	2,389,512	2,583,540	2,672,709
TOTAL INDIRECT EXPENSES	(29,108)	(37,348)	(55,905)	(57,597)	(63,083)	(59,354)	(55,257)
IUT/Overhead	298,310	297,654	298,491	322,761	334,014	371,353	388,206
IUT/Allocations (Liberty Square)	25,500	16,240	25,285	29,248	38,411	49,746	55,905
UBIT	0	0	0	0	0	0	(6,305)
TOTAL OVERHEAD	323,810	313,894	323,776	352,009	372,425	421,099	437,806

TOTAL EXPENSES	2,432,850	2,456,389	2,297,847	2,420,453	2,698,854	2,945,285	3,055,258
----------------	-----------	-----------	-----------	-----------	-----------	-----------	-----------

FY23B

DESCRIPTION	#	ADMIN	CHOICE MAGAZINE	REVIEWS ON CARDS	REVIEW LICENSING	CHOICE MOBILE APP	RCL	ADV SALES CHOICE	ADV SALES ACRL	WEBINARS	MARKETING & PUBLICITY	CHOICE REVIEWS	CONTENT MARKETING	PLANT	CC ADVISOR	C360	LTI	TOTAL
Sales/Pamphlets	4101																	0
Sales Audiovisual	4102																	0
Sales/On-line	4103																	0
Sales/Rental-Mail Lists	4104																	0
Sales/Webinars, Webcasts, Web CE	4105									276,250								276,250
Sales/ALA Store	4108																	0
Sales/Miscellaneous	4109		200					0				12,000						12,200
Subtotal-Other Sales		0	200	0	0	0	0	0	0	276,250	0	12,000	0	0	0	0	0	288,450
Subscriptions	4110		232,934	46,963				125,000				495,144				0	0	900,041
Subtotal-Subscriptions		0	232,934	46,963	0	0	0	125,000	0	0	0	495,144	0	0	0	0	0	900,041
Advertising/Gross	4140							120,000					60,000					180,000
Advertising/Classified	4142																	0
Advertising/Online	4143						0					40,000	280,000		0	70,000		390,000
Comm/Online Advertising	4610						0					(1,800)	(12,825)		0	(8,150)		(17,775)
Comm/Sales Rep	4611							(5,400)		(12,431)			(2,700)					(20,531)
Comm/Adv. Agency	4612																	0
Subtotal-Advertising		0	0	0	0	0	0	114,600	0	(12,431)	0	38,200	329,475	0	0	66,850	0	536,694
Registration Fees	4200																	0
Exhibit Space Rentals	4210																	0
Meal Functions	4220																	0
Subtotal-Meetings & Conf			0	0	0	0	0	0	0	0	0	0	0	0	0	0	0	0
Grants & Awards-Exchange	4300																	0
Grants & Awards-Temporary Restricted	4301																	0
Subtotal-Grants & Awards			0	0	0	0	0	0	0	0	0	0	0	0	0	0	0	0
Donations/Honoraria	4400																	0
Interest/Dividends	4420																	0
Royalties-Exempt	4421		500		465,710			10,000										476,210
L.T Invest. Gain/Loss-Realized	4422																	0
L.T Invest. Gain/Loss-Unrealized	4423																	0
Overhd-exempt Rev./Division	4429																	0
Royalties-Non-Exempt	4430																	0
Misc. Fees/Revenues	4490		50,000															50,000
Subtotal-Misc		0	50,000	0	465,710	0	10,000	0	0	0	0	0	0	0	0	0	0	526,210
TOTAL REVENUES		0	283,634	46,963	465,710	0	135,000	114,600	0	263,819	0	545,344	329,475	0	0	66,850	0	2,251,594
Salaries & Wages	5000		91%					73,952	40,052	0	0	0	0	0	0	0	0	1,226,626
Temp Employees-In-House	5001						0	0	0	0	0	0	0	0	0	0	0	8,580
Overtime/Wages	5002						0	0	0	0	0	0	0	0	0	0	0	3,500
Attrition Factor	5005								3,500	0	0	0	0	0	0	0	0	0
Accrued Vacation	5009																	0
Employee Benefits	5010		324,725	0	0	0	0	23,189	11,462	0	0	0	0	0	0	0	0	359,376
Tuition Reimbursement	5015																	0
Prof Memberships	5016		0	0														0
Payroll & Related Exp.			1,445,927	0	0	0	0	97,141	55,014	0	0	0	0	0	0	0	0	1,598,082
Temp Employee/Outside	5100		0	0								0						0
Professional Services	5110		37,800	3,000	0	0		(51,500)	0		0	0	17,500		0	43,480		50,280
Legal Fees	5120																	0
Audit/Tax Fees	5121																	0
Bank Service Fees	5122		9,000						0									9,000
Repairs/Maintenance	5140		16,634	0					0					27,025		0		43,659
Messenger Service	5150																	0
Duplication/Outside	5151																	0
Outside Services			63,434	3,000	0	0	0	(51,500)	0	0	0	0	17,500	27,025	0	43,480	0	102,933
Transportation	5210		1,350	0				0	630	270		0	0	0		0	0	2,250
Lodging & Meals	5212		3,300	0				0	1,540	660		0	0	0		0	0	5,500
Entertainment	5214		0															0
Business Meetings	5216		0					0	390	190			0		0	0	0	500
Travel and Related Expenses			4,650	0	0	0	0	0	2,520	1,060	0	0	0	0	0	0	0	8,250
Facilities Rent	5300											0						0
Conference Equipment Rental	5301											0			0			0
Meal Functions	5302											0			0			0
Exhibits	5303											0			0			0
Speaker/Guest Expenses	5304																	0
Speaker/Guest Honorarium	5305							0										0
Awards	5306																	0
Security Services	5307																	0
Special Transportation	5308																	0
Audio/Visual Equip Rental & Labor	5309																	0
Computer Rental/Internet Connection	5310																	0
Program Allocation	5350																	0
Meetings & Conferences		0	0	0	0	0	0	0	0	0	0	0	0	0	0	0	0	0
Edit/Proofreading-O/S	5400		7,107	1,304	9,517							12,072			0			30,000
Typesetting/Comptn-O/S	5401		300															300
Printing-O/S	5402		84,500	27,000				0	0		1,200		0		0			112,700
Binding-O/S	5403																	0
Design Service-O/S	5404		0					0	0	0	5,000		0			1,000		6,000
Review Service	5406																	0
Mail Service-O/S	5410		16,400	6,200								0			0			22,600
Advertising/Space	5411										1,200				0	3,000		4,200
Advertising/Direct	5412										250				0	0		250
Mail List Rental	5413										1,500				0	0		1,500
Supplies/Production	5414		3,200	5,500														8,700
Pre-Press/Photo Services	5415		0															0
Adv Production Cost	5416																	0
Copyright Fees	5420		400															400
Web Operating Expenses	5430	0	4,800	0		0	0				0	54,000			0	3,990		62,790
Webinars/Webcasts/Web CE Exp	5431									6,000								6,000
Purchased Inventory	5432																	0
Order Processing/Fulfillment	5433		32,000												0			32,000
Cost of Sales	5480																	0
Inventory Adjustment	5490																	0
Inventory Reserve Adjustment	5499																	0
Publication Related Expenses		0	148,707	40,004	9,517	0	0	0	0	6,000	9,150	66,072	0	0	0	7,990	0	287,440
Staff Recruitment/Relocation	5030	0	0					0										0
Staff Development	5031	0	0					0	0	0		0	0					0
Supplies/Operating	5000	7,000								0	0							7,000
Equipment/Software-Minor	5001	5,400								0						144		16,916
Ref Mats/Periodicals	5002		17,100					0			10,900							17,100
Insurance	5010																	0
Equipment Rental/Lease	5020	3,684						0										3,684
Space Rent	5021													13,500				13,500
Telephone & Fax/O/S	5022	9,780	550					294	126		0				0	0		10,750
Postage & E-Mail/O/S	5023	42,660	0					0	0	0	0				0			42,660
Utilities	5025																	0
Dep/Furn & Equipment	5030	0	12,467									0		16,550		0	0	16,550
Depcr/Building	5031																	0
Amortization/Equip Lease	5032																	0
Royalty Expense	5040									0								0
Bad Debt Expense	5043							0										0
Interest Expense	5044																	0
Taxes/Property	5045	0	0															0
Promotion	5050										500					250		

DESCRIPTION	#	0000	3900	3901	3902	3904	3905	3907	3908	3909	3910	3913	3914	3917	3918	3919	3921	TOTAL
I/UT-Marketing	5900																	0
I/UT-Prod. Serv./Adm. Fee	5901																	0
I/UT-ITTS	5902										0							0
I/UT-Subscription Processing	5903		0															0
Transfer to/from Endowment	5904	0					0										(135,697)	(135,697)
I/UT-Telephone	5905																	0
I/UT-Order Billing	5906							0	0							0		0
I/UT-Maint.	5908																	0
I/UT-Dist. Center	5909																	0
I/UT-Repro.	5910																	0
I/UT-Copy Editing/Proofreading	5912																	0
I/UT-Composition/Alteration	5913																	0
I/UT-Registration Processing	5940																	0
I/UT-CHOICE	5941	10,766																10,766
I/UT-Advertising	5942					0			(1,206)	(2,571)	0							(4,177)
I/UT-Misc.	5999	0																0
Total I/UTs		10,766	0	0	0	0	0	0	(1,206)	(2,571)	0	0	0	0	0	0	(35,697)	(29,108)
Total Direct Expenses		1,593,301	181,824	40,004	9,517	0	45,641	57,828	0	3,029	20,550	66,072	18,032	57,075	0	51,864	(35,697)	2,109,040
Contribution Margin		(1,593,301)	101,810	6,958	456,193	0	89,359	56,772	0	260,790	(20,550)	479,272	311,443	(57,075)	0	14,986	35,697	142,354
I/UT-General Overhead	5911		37,582	6,223	61,707	0	17,888	15,185		34,956		72,258	43,655		0	8,858		298,310
Total Expenses Excl. Alloc.		1,593,301	219,406	46,227	71,224	0	63,529	73,012	0	37,985	20,550	138,330	61,687	57,075	0	60,722	(35,697)	2,407,350
I/UT-Allocations	5998													25,500				25,500
Total Exp. Incl. OH & Alloc.		1,593,301	219,406	46,227	71,224	0	63,529	73,012	0	37,985	20,550	138,330	61,687	82,575	0	60,722	(35,697)	2,432,850
Net Rev/(Exp) Before Taxes		(1,593,301)	64,228	736	394,486	0	71,472	41,588	0	225,834	(20,550)	407,014	267,788	(82,575)	0	6,128	35,697	(181,455)
Taxes/Income	5600	0	0			0	0	0		0		0			0	0		0
TOTAL EXPENSES INCLUDING TAXES		1,593,301	219,406	46,227	71,224	0	63,529	73,012	0	37,985	20,550	138,330	61,687	82,575	0	60,722	(35,697)	2,432,850
Net Rev/(Exp) After Taxes		(1,593,301)	64,228	736	394,486	0	71,472	41,588	0	225,834	(20,550)	407,014	267,788	(82,575)	0	6,128	35,697	(181,455)

Unit No.:	404
Unit Name:	CHOICE
Project No.:	0000
Project Name:	Administrative (G&A)

LINE #	LINE ITEM DESCRIPTION
EXPENSES	

LINE #	LINE ITEM DESCRIPTION	All Choice	% this Project	0000	FY23B
5000	Salaries & Wages	\$ 1,243,791	0.00%	\$ 1,112,622	1,112,622

5001	Temp Employees In-House	Interns	FY23B	
			\$8,580	
			\$8,580	8,580

5002	Overtime/Wages	Non-exempt staff time in excess of 35 hours/wk	\$0	
------	----------------	--	-----	--

5010	Employee Benefits	Rate	Benefits	
		Staff 31.50%	\$324,725	
		Temps 15.00%	\$0	
			\$324,725	324,725

5016	Prof Memberships	Professional association memberships	\$0	0
------	------------------	--------------------------------------	-----	---

Subtotal - Payroll & Related Expense \$1,445,927

5100	Temp Employee/Outside	Position	Hours	Avg Rate	FY23B
					\$0
		Totals			\$0
					0

5110	Professional Services	Description	FY23B	
		Network & disaster recovery support svcs/Synergy Network Synergy	\$37,800	
			\$0	
			\$37,800	37,800

5122	Bank Service Fees	Bank service fees on CHOICE accounts--ALL PROJECTS go here	2.85%	\$9,000	9,000
------	-------------------	--	-------	---------	-------

5140	Repairs/Maintenance	Description	FY23B	
		Repairs/Maint - Server warranty/maint	\$ 4,000.00	
		Repairs/Maint - Router, firewall warranty.maint	\$ 2,000.00	
		Repairs/Maint - Web appliance	\$ 2,070.00	
		Repairs/Maint - SSL licensing	\$ 500.00	
		Repairs/Maint - Virtual management software, apps	\$ 1,150.00	
		Repairs/Maint - Copier, printers svc	\$ 3,900.00	
		Repairs/Maint - Software assurance	\$ 3,014.00	
			\$0	
			\$0	
			\$ 16,634	16,634

Unit No.:	404
Unit Name:	CHOICE
Project No.:	0000
Project Name:	Administrative (G&A)

LINE # LINE ITEM DESCRIPTION

Subtotal - Outside Services 63,434

			Conference	FY23B	
			SPOS	\$0	
		\$450	Charleston	\$450	
			ALA Annual	\$450	
			ACRL Biannual Con	\$450	
			Other	\$0	
5210	Transportation			\$1,350	1,350

			Conference	FY23B	
			SPOS	\$0	
		\$1,100	Charleston	\$1,100	
			ALA Annual	\$1,100	
			ACRL Biannual Con	\$1,100	
			Other	\$0	
5212	Lodging & Meals			\$3,300	3,300

				FY23B	
				\$0	
5214	Entertainment			\$0	0

				FY23B	
				\$0	
5216	Business Meetings	Includes conference registrations (except 3918)		\$0	0

Subtotal - Travel and Related Expenses \$ 4,650

				FY23B	
				\$0	
5430	Web Operating Expenses			\$ -	0

Subtotal - Publication-Related Expenses \$ -

	Item	#	Est. Cost	FY23B	
	Recruiting expense/local searches	0	\$1,000	\$0	
	Recruiting expense/national searches	0	\$7,500	\$0	
5030	Staff Recruitment/Relocation	Total		\$0	0

5031	Staff Development			\$0	0
------	-------------------	--	--	-----	---

LINE #	LINE ITEM DESCRIPTION					FY23B	
5500	Supplies/Operating	General office supplies, e.g. paper, file folders				\$7,000	7,000
5501	Equipment/Software-Minor		Seats	Months	Rate	FY23B	
		X-Tags			\$	400	
		Freshdesk			\$	1,440	
		SendPro Pitney Bowes			\$	60	
		Small office equipment & software			\$	3,500	
					\$	5,400	5,400
5520	Equipment Rental/Lease	Item	#	Periods	Monthly cost	FY23B	
		Adobe Creative Cloud				\$1,300	
		GoToMyPC annual fee				\$720	
		Microsoft desk access				\$800	
		Water cooler rental	1	12	\$45	\$540	
		Coffee machine rental	1	12	\$40	\$324	
					\$85	\$3,684	3,684
5522	Telephone & Fax/O/S	Item				FY23B	
		Frontier (analog line)		copier/security		\$3,780	
		Zoom		phone system (Zoom meeting rooms are recorded in 3909 at line 5431)		\$6,000	
		Total				\$9,780	9,780
5523	Postage & E-Mail/O/S	Item				FY23B	
		Comcast primary		intranet	\$	19,200	
		Comcast secondary		backup wifi	\$	2,460	
		FedEx			\$	1,000	
		Postage mailing books, etc.			\$	20,000	
		Total				\$42,660	42,660
5530	Depr/Furn & Equipment	Items	Total	Years		FY23B	
		Charge servers and laptops to line 5530 on project 3900					
		TOTAL				\$0	0
5545	Taxes/Property	CHOICE property tax (postage meter/computer leases)				FY23B	
						\$0	
						\$0	0
5560	Organization Support/Contrib.	ACRL National Conference sponsorship (odd # years)				FY23B	
						\$0	
						\$0	0

Unit No.:	404
Unit Name:	CHOICE
Project No.:	0000
Project Name:	Administrative (G&A)

LINE #	LINE ITEM DESCRIPTION			
5599	Misc. Expense	Miscellaneous office expenses	\$0	0
Subtotal - Operating Expenses			\$ 68,524	
5904	Transfer to/from Endowment	Description LTI interest transfer	FY23B	
		RECORDED IN PROJECT 3921, NOT HERE		
		ACRL charge for administrative services	FY23B	
		ACRL to Choice	\$10,766	
5941	IUT-CHOICE		\$10,766	10,766
			FY23B	
5999	IUT-Misc.		\$0	0
Subtotal - Inter-Unit Transfers			\$10,766	
5600	Taxes/Income	FY15 UBIT set-aside	FY23B	
			\$0	\$0
				0

LINE #	LINE ITEM DESCRIPTION		FY23B
REVENUES			
4104	Sales/Rental-Mail Lists	Income from rental of CHOICE mailing list	\$0
			FY23B \$0
4109	Sales/Miscellaneous	Single-copy and Choice Select sales OAT seals: print and digital	\$200
		End Select program	\$200
4110	Subscriptions		1.04 85% FY23B 232,934
		FY19 FY20 FY21 FY22B FY23B	
		387,925 \$ 413,039 timing only \$301,761 \$263,500 \$ 232,934	232,934
4421	Royalties-Exempt	Description Copyright Clearance Ctr & reprint fees	\$500
			\$0 \$500
4490	Misc. Fees/Revenues	Income from sale of reject books/misc. revenues Total	\$50,000
			\$50,000
TOTAL PROJECT REVENUES			\$283,634
EXPENSES			
5000	Salaries & Wages	All Choice % this Project	\$3,900
		\$ 1,243,791 0.00%	\$ -
5001	Temp Employees-In-House	Interns	FY23B 0
5002	Overtime/Wages	Non-exempt staff time in excess of 35 hours/wk	FY23B \$0
5010	Employee Benefits	Rate	FY23B
		Staff 31.50%	\$0
		Temps 15.00%	\$0
			\$0 -
5016	Prof Memberships	FY14 FY15B	FY23B
		\$ - \$2,750	\$0
Subtotal - Payroll & Related Expense			\$0
5100	Temp Employee/Outside	Other	FY23B \$0

Unit No.:	404
Unit Name:	CHOICE
Project No.:	3900
Project Name:	Choice Magazine

LINE #	LINE ITEM DESCRIPTION				FY23B	FY23B
		Long-form racial justice reviews	12	\$250	\$3,000	
5110	Professional Services				\$3,000	3,000

	Description				FY23B	
	Choice Connect annual support/hosting	AWS--recorded at 3913			\$ -	
					\$ -	
5140	Repairs/Maintenance				\$ -	0

Subtotal - Outside Services 3,000

	Billing	Conference	Events	Staff	Cost	FY23B	
		Billed at 0000				\$0	
						\$0	
						\$0	
						\$0	
						\$0	
5210	Transportation				\$0	\$0	0

	Billing	Conference	Events	Staff	Cost	FY23B	
		Billed at 0000				\$0	
						\$0	
						\$0	
						\$0	
						\$0	
5212	Lodging & Meals					\$0	0

	Event/Location	Events	Avg. Cost	FY23B	
	Meetings with business partners & prospects	0	\$250	\$0	
5216	Business Meetings			\$0	0

Subtotal - Travel and Related Expenses 0

	Description				FY23B	
	Copyediting Allocation				\$7,107	
5400	Edit/Proofreading-O/S	Total editorial & proofreading			\$7,107	7,107

	Description				FY23B	
	Walsworth				\$300	
5401	Typesetting/Comptn-O/S					300

	Description				FY23B	
	Walsworth				\$84,500	
5402	Printing-O/S					84,500

5404	Design Service-O/S			\$0	\$0	0
------	--------------------	--	--	-----	-----	---

	Type of Service				FY23B	
	Mailing and postage for magazine (12 issues):postal service and Walsworth			\$	14,500	
	Fulfillment mailing services (ESP/USPS)			\$	1,900	
5410	Mail Service-O/S					

Unit No.:	404
Unit Name:	CHOICE
Project No.:	3900
Project Name:	Choice Magazine

LINE #	LINE ITEM DESCRIPTION		FY23B	FY23B
	Item			
	Choice mailroom: moved to 0000		\$0	
5523	Postage & E-Mail/O/S	Total	\$0	0

		Accrued prior year depreciation from Tech Depreciation tab	FY23B 8,301	
		FY23 servers and laptops from Capital Spending tab \$	4,167	
5530	Depr/Furn & Equipment	Total	\$12,467	12,467

5540	Royalty Expense	Fee(s) for outside contributors to the magazine	\$0	0
------	-----------------	---	-----	---

		CHOICE property tax (postage meter/computer leases)	FY23B \$0	
5545	Taxes/Property		\$0	0

		Miscellaneous office expenses	FY23B \$0	
5599	Misc. Expense		\$0	0

Subtotal - Operating Expenses 30,117

			FY23B	
5903	IUT-Subscription Processing	\$ -		0

Subtotal - Inter-Unit Transfers \$0

		FY2023 ALA overhead charges	Rate	FY23 Revenue	FY23B	
		4104 Rental Mail lists	13.25%	\$0	\$0	
		4109 Sales/Misc	13.25%	\$200	\$27	
		4110 Subscriptions	13.25%	\$232,934	\$30,864	
		4421 Royalties	13.25%	\$500	\$66	
		4490 Misc. Revenue	13.25%	\$50,000	\$6,625	
5911	IUT-General Overhead			\$283,634	\$37,582	37,582

		FY15 UBIT set-aside	FY14	FY15B	FY23B	
5600	Taxes/Income		\$0	\$0	\$0	0

LINE #	LINE ITEM DESCRIPTION					FY23B
REVENUES						
				80%	86%	87%
				FY20	FY21	FY22B
						85%
				FY19		FY23B
				\$92,677	\$74,101	\$63,807
						\$55,250 \$
						46,963
4110	Subscriptions					\$46,963

TOTAL PROJECT REVENUES	\$46,963
-------------------------------	-----------------

LINE #	LINE ITEM DESCRIPTION					FY23B
5000	Salaries & Wages		All Choice	% this Project	\$3,901	
		\$	1,243,791.00	0.000%	\$0	\$0

5010	Employee Benefits	FY23B	\$0	\$0
------	-------------------	-------	-----	-----

Subtotal - Payroll & Related Expense	0
---	----------

Subtotal - Outside Services	0
-----------------------------	---

5402	Printing-O/S	FY2009-FY2012 printer = Sheridan FY2013 printer = Gasch	FY23B	
			\$27,000	\$27,000

					FY23B	
5414	Supplies/Production	Shipping materials			\$5,500	5,500

R:\editor&publisher\FY23\ALA Budget Presentation June 2022\Choice FY23 Budget Worksheet B&F June 2022 5/19/2022 3:54 PM

Unit No.:	404
Unit Name:	CHOICE
Project No.:	3901
Project Name:	Choice Reviews on Cards

LINE #	LINE ITEM DESCRIPTION				FY23B
		Recorded at 3900		Total	
				\$0	
5430	Web Operating Expenses		Total	\$0	\$0

Subtotal - Publication Related Expenses \$40,004

	Line Item	Revenue \$	Rate	O/H Charge	
5911	IUT-General Overhead				
	Subscriptions	\$46,963	13.25%	\$6,223	\$6,223

Unit No.:	404
Unit Name:	CHOICE
Project No.:	3902
Project Name:	Choice Reviews Licensing

LINE # LINE ITEM DESCRIPTION

REVENUES

FY23B

Revenues received from license agreements with publishing partners; details below			
		FY23B	
	B&T: Content Café and Title Source	\$ 35,000	
		\$ -	
	EBSCO: OAT	\$ 7,500	
	EBSCO: GOBI	\$ 110,000	
	Emery Pratt	\$ 1,500	
	Gale/Cengage	\$ 27,500	
	Ingram: iPage	\$ 12,750	
	Midwest	\$ 2,500	
	OCLC: OAT	\$ 4,000	
	OCLC: SCS	\$ 25,000	
	ProQuest: Oasis	\$ 25,000	
	ProQuest: Summon	\$ 45,000	
	ProQuest: Ebook Central	\$ 10,000	
	ProQuest: BIP, Syndetics	\$ 159,960	
4421	Royalties-Exempt		
	Total	\$ 465,710	\$465,710

TOTAL PROJECT REVENUES \$465,710

\$116,428

EXPENSES

LINE # LINE ITEM DESCRIPTION

		All Choice	% this Project	\$3,902	
5000	Salaries & Wages	\$ 1,243,791	0.000%	\$0	\$0

				FY23B	
5010	Employee Benefits	33% of staff salary #5000 and 15% of #5001 and #5002	31.50%	\$0	\$0

Subtotal - Payroll & Related Expense \$0

				FY23B	
5110	Professional Services			\$0	\$0

Subtotal - Outside Services \$0

		Description		FY23B	
5400	Editl/Proofreading-O/S	Copyediting Allocation		\$9,517	
		Total editorial & proofreading		\$9,517	9,517

Subtotal - Publication Related Expenses 9,517

		Line Item	Revenue \$	Rate	O/H Charge	
5911	IUT-General Overhead	\$4,421 Royalties	\$465,710	13.25%	\$61,707	\$61,707

Unit No.:	404
Unit Name:	CHOICE
Project No.:	3905
Project Name:	Resources for College Libraries

LINE # LINE ITEM DESCRIPTION

REVENUES						FY23B	
4109	Sales/Miscellaneous	Bowker expense reimbursements (per agreement)				FY23B	
						\$0	\$0
4110	Subscriptions		Units	Price	Gross	Split	FY23B
		ProQuest				\$	125,000
		Choice (@50%)	0	\$	850	\$	-
						50%	\$
					Total	\$	125,000
							125,000
4421	Royalties-Exempt	Licensing Revenues				FY23B	
			Ebook Central license to RCL matches (50% of ProQuest royalty; remaining 50% in 3902)		\$10,000		
				Total	\$10,000		
							10,000
TOTAL PROJECT REVENUES						\$135,000	

LINE #						FY16
EXPENSES						
5000	Salaries & Wages	All Choice	% this Project	3905		
		\$ 1,243,791.00	0.000%	\$73,952		\$73,952
5001	Temp Employees-In-House				FY23B	
					\$0	0
5010	Employee Benefits				FY23B	
					\$0	
					15.00%	
					31.50%	\$23,295
						23,189
5016	Staff memberships in professional associations				\$0	0
				Subtotal - Payroll & Related Expense	\$	97,141
5100	Temp Employee/Outside	Publishing Assistant	Hours	Avg Rate	FY23B	
			0	\$21.00	\$0	0
5110	Professional Services	Subject Editor honoraria	73	\$500	36,500	
		Editorial reimbursement			(88,000)	
					(51,500)	(51,500)
				Subtotal - Outside Services	\$	(51,500)
5210	Transportation		Conference/Meeting	FY23B		
		\$450	Charleston	\$0		
			ACRL National Conf	\$0		
			ALA Annual	\$0		
				\$0		0
		\$1,100	Conference/Meeting	FY23B		
			Charleston	\$0		
			ACRL National Conf	\$0		
			ALA Annual	\$0		

Unit No.:	404
Unit Name:	CHOICE
Project No.:	3905
Project Name:	Resources for College Libraries

LINE #	LINE ITEM DESCRIPTION			
5212	Lodging & Meals		\$0	0

	Event/Location	# Events	Avg. Cost	FY23B
5216	Business Meetings	0	\$125	\$0
	Meetings with vendors & business partners			\$0

Subtotal - Travel & Related Expenses \$ -

5305	Speaker/Guest Honorarium			FY23B
			\$0	0

Subtotal - Meetings & Conferences 0

	Description	FY14	FY15B	FY23B
5430	Web Operating Expenses			
	Iron Mountain/verification of updated RCL software deposit	\$0	\$9,500	\$0
		\$0	\$9,500	\$0

Subtotal - Publication Related Expenses \$ -

5030	Staff Recruitment/Relocation			FY23B
		\$0	\$0	\$0

5031	Staff Development			\$0
------	-------------------	--	--	-----

5502	Ref Mats/Periodicals			FY23B
	Print and electronic reference materials	\$0	\$0	\$0

5520	Equipment Rental/Lease			FY23B
	Leased equipment monthly rental fees	\$0	\$0	\$0

5523	Postage & E-Mail/O/S			FY23B
		\$211	\$125	\$0

5599	Misc. Expense			FY23B
	Miscellaneous office expense	\$0	\$50	\$0

Subtotal - Operating Expenses \$ -

5904	Transfer to/from Endowment			FY23B
	LTI interest transfer to RCL project	\$0	\$0	\$0

Subtotal - IUT's \$ -

	FY23 ALA overhead charges	Line	Description	Rate	FY23 Revenue	FY23B
5911	IUT-General Overhead	4109	Sales/Miscellaneous	13.25%	\$0	\$0
		4110	Subscriptions	13.25%	\$125,000	\$16,563
		4421	Royalties	13.25%	\$10,000	\$1,325
			Totals		\$135,000	\$17,888

5600	Taxes/Income			FY13	FY14B	FY23B
				\$0	\$0	\$0

404	
CHOICE	
3907	
Choice Advertising	For webinars, see project 3909; for mobile app, see project 3904

				FY23B
Revenue History	FY21A	FY22B	FY23B	
Magazine Ad Sales Revenues (gross)	\$142,683	\$150,000	\$ 120,000	
		Total Gross	\$ 120,000	
		Print Sales Commission Rate	4.50%	
		Print Sales Commissions	(5,400.00)	
		Net Ad Revenues	114,600.00	
				\$120,000

			FY23B	
4.50%	Choice Magazine Ad Sales Revenues (gross)	(5,400.00)		
		0.00		
	Total	(5,400.00)		(5,400)
	TOTAL PROJECT REVENUES		\$114,600	

	All Choice	% this Project	FY23B	
Project 3907 share	\$1,243,791	0.000%	\$40,052	\$40,052

Position			FY23B	
Webinar/Ad Sales Support Coordinator	\$ -	\$ -	\$ -	\$0

		FY23B	
Non-exempt staff time in excess of 35 hours/wk	Total Overtime	\$3,500	\$3,500
	Project 3907 share	\$ -	

Ad Sales Benefit Calculation	Amount	Benefit %	Benefit \$	
5000 Project Salaries & Wages	\$40,052	31.50%	\$12,616	
5001 Temp Employees In-House	\$0	15.00%	\$0	
5002 Overtime Wages	\$3,500	15.00%	\$525	
	\$43,552		\$11,406	\$11,462

	Subtotal - Payroll & Related Expense	\$55,014	
--	--------------------------------------	----------	--

		FY23B	
--	--	-------	--

404	
CHOICE	
3907	
Choice Advertising	<i>For webinars, see project 3909; for mobile app, see project 3904</i>

Outside and freelance labor	\$0	\$0
-----------------------------	-----	-----

Bank service fees on ad sales accounts: Moved to 0000	FY23B	\$0	\$0
--	--------------	-----	-----

Annual maintenance fee/ad sales system	Spacemaster	FY23B	\$0	\$0
--	-------------	--------------	-----	-----

Subtotal - Outside Services		\$0	
Conference	# Ad Sales Staff	Avg. Cost	Total
Charleston	1	\$450	\$450
			\$0
ALA Annual	1	\$450	\$450
ACRL Biannual Conference	0	\$450	\$0
Other	0	\$450	\$0
		Total	\$900
	Project 3907 share	70%	\$630

Conference	# Ad Sales Staff	Avg. Cost	Total
Charleston	1	\$1,100	\$1,100
			\$0
ALA Annual	1	\$1,100	\$1,100
ACRL Biannual Conference	0	\$1,100	\$0
Other	0	\$1,100	\$0
		Total	\$2,200
	Project 3907 share	70%	\$1,540

Event	# Events	Avg. Cost	Total
Meetings with advertisers	5	\$100	\$500
	Project 3907 share	70%	\$350

Subtotal - Travel & Related Expenses	\$2,520
---	----------------

CHOICE Ad Sales Promo Printing Expense	FY23B	
OAT certificates	inventory	
OAT seals, etc.	inventory	
(Switched to electronic media kit in 2010)	\$0	\$0

Outside ad sales promo creative expenses: media kit	FY23B	\$0	\$0
---	--------------	-----	-----

Subtotal - Publication Related Expenses **\$0**

404	
CHOICE	
3907	
Choice Advertising	<i>For webinars, see project 3909; for mobile app, see project 3904</i>

	Ad Sales Salaries	Rate	Total	
	\$40,052	0.00%	\$0	\$0
			\$0	

			FY23B	
General office supplies, e.g. paper, file folders			\$0	\$0
	Project 3907 share	70%	\$0	

Item			FY23B	
Local & long-distance phone/ad sales			\$420	294
	Project 3907 share	70%	\$	294

Item		FY23B	
Mailroom postage; overnight delivery services		\$0	\$0

Item	FY16B Gross Ad \$	Rate (per ALA)	
Reserve for uncollectable accounts	\$0	0.00%	\$0

Subtotal - Operating Expenses **\$294**

		FY23B	
ALA charges for Ad Sales Invoice Processing	70%	\$0	\$0

Subtotal - Inter-Unit Transfers **\$0**

Line Item	Revenue \$	Rate	O/H Charge	
4140 Advertising/Gross	\$120,000	13.25%	\$15,900	
4611 Comm/Sales Rep	\$ (5,400)	13.25%	(\$716)	
4612 Comm/Adv Agency	\$0	13.25%	\$0	
Totals	\$114,600		\$15,185	\$15,185

FY15 UBIT Reserve	Line Item	Revenue \$	Rate	UBIT \$	
	Advertising/Gross	\$0	0.00%	\$0	\$0

\$330	404
Unit Name:	CHOICE
\$150	3908
Project Name:	ACRL Advertising

Note: This project tracks expenses for CHOICE's handling of ACRL journal ad sales

LINE # LINE ITEM DESCRIPTION **These expenses charged out to ACRL, projects 3300, 3302, 3303**

EXPENSES						FY23B
		All Choice	% this Project	3908		
5000	Salaries & Wages	\$1,243,791	0.000%	\$ -		
5001	Temp Employees-In-House					
	Position	FY14	FY15B	FY23B		
	Webinar/Ad Sales Support Coordinator	\$ -	\$ -	\$ -		\$0
5002	Overtime/Wages					
	Non-exempt staff time in excess of 35 hours/wk	Total Overtime		FY23B		
		Project 3908 share		\$0.00		
5010	Employee Benefits					
	Ad Sales Benefit Calculation	Amount	Benefit %	Benefit \$		
	5000 Project Salaries & Wages	\$ -	31.50%	\$0		
	5001 Temp Employees In-House	\$ -	15.00%	\$0		
	5002 Overtime Wages	\$ -	15.00%	\$0		
	5010 Benefits	\$ -	15.00%	\$0		
		\$ -		\$0		\$0
Subtotal: Payroll and Related Expenses				\$0		
5210	Transportation					
	Billing	Conference		FY23B		
		Project 3908 share	30%	\$270		\$270
5212	Lodging & Meals					
	Billing	Conference		FY23B		
		Project 3908 share	30%	\$660		\$660
5216	Business Meetings					
	Event	# Events	Avg. Cost	Total		
	Meetings with advertisers	5	\$100	\$500		
		Project 3908 share	30%	\$150		\$150
Subtotal - Travel & Related Expenses				\$1,080		
5402	Printing-O/S					
	Ad Sales Promotion Printing Expenses			FY23B		
				\$0		\$0
5404	Design Service-O/S					
	Ad Sales Promotion Design Expenses			FY23B		
				\$0		\$0
Subtotal - Publication Related Expenses				\$0		
5031	Staff Development					
				Total		
				\$0		\$0
5500	Supplies/Operating					
	General office supplies, e.g. paper, file folders	FY14	FY15B	FY23B		
		\$200	\$300	\$0		
		Project 3908 share	30%	\$60		\$0
				\$90		
5522	Telephone & Fax/O/S					
	Item			FY23B		
	Local & long-distance phone/ad sales			\$420		
		Project 3908 share	30%	\$126		\$126

\$330	404
Unit Name:	CHOICE
\$150	3908
Project Name:	ACRL Advertising

Note: This project tracks expenses for CHOICE's handling of ACRL journal ad sales

LINE # LINE ITEM DESCRIPTION **These expenses charged out to ACRL, projects 3300, 3302, 3303**

5523	Postage & E-Mail/O/S	Item	FY23B	
		Mailroom postage; overnight delivery services	\$0	\$0

Subtotal - Operating Expenses \$126

5906	IUT-Order Billing	ALA charges for Ad Sales Invoice Processing	30%	FY23B	
				\$0	
				\$0	\$0

5942	IUT-Advertising	CHOICE charges to ACRL for ad sales	FY23B	
			(\$1,206)	(\$1,206)

Unit No.:	404
Unit Name:	CHOICE
Project No.:	3909
Project Name:	Choice/ACRL Webinars

LINE # LINE ITEM DESCRIPTION

\$6,500

REVENUES

FY23B

	Commission Rate	Number	Rate	Gross	Transfer Rate	Revenue	
Sales		40	\$ 7,500	325,000	85%	276,250	
Commission	4.50%			(14,625)	85%	(12,431)	
Net Sales				310,375		263,819	
					Revenue to ACRL	48,750	
					Commissions to ACRL	(2,194)	
4105 Sales/Webinars, Webcasts, Web CE							\$276,250

		Rate	Gross	Split	Share	
	Choice	4.50%	(14,625.00)	0.85	(12,431)	
	ACRL			0.15	(2,194)	
4611 Comm/Sales Rep	Total				(14,625)	(12,431)

TOTAL PROJECT REVENUES \$263,819

LINE # LINE ITEM DESCRIPTION

EXPENSES

	All Choice	% this Project	\$3,909	
5000 Salaries & Wages	\$1,243,791	0.000%	\$0	\$0

		FY23B	
5001 Temp Employees-In-House	TOTAL	\$ -	\$0

			FY23B	
5002 Overtime/Wages	Non-exempt staff time in excess of 35 hours/wk	Total Overtime		\$0
		TOTAL	\$ -	

	Benefit Calculation	Amount	Benefit %	Benefit \$	
	5000 Project Salaries & Wages	\$0	31.50%	\$0	
	5001 Temp Employees In-House	\$0	15.00%	\$0	
	5002 Overtime Wages	\$0	15.00%	\$0	
	4611 Commissions/Sales Reps		0.00%	\$0	
5010 Employee Benefits	TOTAL	\$0		\$0	\$0

Subtotal - Payroll & Related Expense \$0

		FY23B	
5110 Professional Services	Outside and freelance labor	\$0	\$0

Subtotal - Outside Services \$0

		FY23B	
5404 Design Service-O/S		\$0	\$0

		FY23B	
5431 Webinars/Webcasts/Web CE Exp	Hosting and production (Zoom)	\$6,000	\$6,000

Subtotal - Publication Related Expenses \$6,000

		FY23B	
5500 Supplies/Operating	General office supplies, e.g. paper, file folders	\$0	\$0

Unit No.:	404
Unit Name:	CHOICE
Project No.:	3909
Project Name:	Choice/ACRL Webinars

LINE #	LINE ITEM DESCRIPTION	\$6,500	\$0
--------	-----------------------	---------	-----

5523 Postage & E-Mail/O/S	Item		FY23B
	Mailroom postage; overnight delivery services	\$0	\$0

5540 Royalty Expense	Item	Gross Revenue	Rate	FY23B
	ACRL	\$276,250	0.0%	\$0
				\$0

Subtotal - Operating Expenses \$0

	Expense	Gross	Transfer Rate	FY23B
	S. Cofer	\$13,808	15%	\$2,071
	Subtotal - Outside Services	\$0	15%	\$0
	Subtotal - Publication Related Expenses	\$6,000	15%	\$900
	Subtotal - Operating Expenses	\$0	15%	\$0
5942 IUT-Advertising	Charge back to ACRL	\$19,808	Total	(\$2,971)
				(\$2,971)

Subtotal - Inter-Unit Transfers (\$2,971)

	Revenue \$	Rate	FY23B
	Sales	276,250	0
	Commissions	(12,431)	0
5911 IUT-General Overhead	TOTAL		34,956
			\$34,956

5600 Taxes/Income	FY15 UBIT Reserve	Line Item	Revenue \$	Rate	FY23B
		Advertising/Gross	\$263,819	0.00%	\$0
					\$0

Unit No.:	404
Unit Name:	CHOICE
Project No.:	3910
Project Name:	Marketing

LINE # LINE ITEM DESCRIPTION

EXPENSES		All Choice	% this Project	\$3,910	FY23B
5000	Salaries & Wages	\$1,243,791	0.000%	\$0	\$0

5010	Employee Benefits		32%	\$0	\$0
------	-------------------	--	-----	-----	-----

Subtotal - Payroll & Related Expense \$0

Type of Project	FY23B
	\$0
5110 Professional Services	\$0
Outside marketing/promotion expenses	\$0

Subtotal - Outside Services \$0

Billable	Conference	Cost	FY23B
\$450	Charleston	\$0	\$0
	ALA Annual	\$0	\$0
	ACRL Biannual Conference	\$0	\$0
	Other Marketing business travel	\$0	\$0
5210	Transportation		\$0

Billable	Conference	#	Staff	Cost	FY23B
\$1,100	Charleston	0	0	\$0	\$0
	ALA Annual	1	0	\$0	\$0
	ACRL Biannual Conference	1	0	\$0	\$0
	Other Marketing business travel	0	0	\$0	\$0
5212	Lodging & Meals				\$0

Subtotal - Travel & Related Expenses \$0

Billable	Conference/Location	Event	#	Avg. Cost	FY23B
Feb	ALA Midwinter	focus group room rental	0	\$500	\$0
Nov	Charleston	charge to 3918	0	\$500	\$0
July	ALA Annual	focus group room rental	0	\$500	\$0
April	ACRL Biannual Conference	focus group room rental	0	\$500	\$0
5300	Facilities Rent				\$0

Billable	Conference/Location	Number	Avg. Cost	FY23B
Feb	ALA Midwinter	0	\$3,000	\$0
Nov	Charleston	0	\$3,000	\$0
July	ALA Annual	1	\$7,000	\$0
April	ACRL Biannual Conference	0	\$3,000	\$0
5301	Conference Equipment Rental	0	\$3,000	\$0
		Total		\$0

Item	Number	Avg. Cost	FY23B
------	--------	-----------	-------

Unit No.:	404
Unit Name:	CHOICE
Project No.:	3910
Project Name:	Marketing

LINE #	LINE ITEM DESCRIPTION				
		-	\$350	\$0	
5302	Meal Functions			\$0	\$0

	Conference/Location	Number	Avg. Cost	FY23B	
Feb	ALA Midwinter	0	\$3,750	\$0	
Nov	Charleston	0	\$3,750	\$0	
July	ALA Annual	1	\$6,000	\$0	
April	ACRL Biannual Conference	0	\$3,750	\$0	
		-	\$3,750	\$0	
5303	Exhibits		Total	\$0	\$0

Subtotal - Meeting & Conference Expenses \$0

		FY23B	
5402	Printing-O/S	Printing expenses for promotional pieces	\$1,200 \$1,200

		FY23B	
5404	Design Service-O/S	Outside design services for promo pieces	\$5,000 \$5,000

	Type of Service	FY23B	
5410	Mail Service-O/S		
	Total Mailing Expense	\$ -	0

	Unit Cost	Insertions	FY23B	
		Twitter Boosts \$	1,200	
		\$	-	
		\$	-	
		\$	-	
		\$	-	
		\$	-	
		\$	-	
		\$	-	
		\$	-	
5411	Advertising/Space	TOTAL \$	1,200	\$1,200

		FY23B	
5412	Advertising/Direct	Direct promo (print & email) postcards	\$250 \$250

		FY23B	
	Database/email rental		\$1,500
5413	Mail List Rental	Outside list rental fees	\$1,500 \$1,500

		FY23B	

Unit No.:	404
Unit Name:	CHOICE
Project No.:	3910
Project Name:	Marketing

LINE #	LINE ITEM DESCRIPTION				
5430	Web Operating Expenses	Totals	\$	-	\$0

Subtotal - Publication Related Expenses \$9,150

	Vendor	Item/Service		FY23B	
5501	Equipment/Software-Minor	Mailchimp/Constant Contact	\$	8,400	
		SEO: Moz/Toast	\$	1,000	
		Survey Monkey	\$	1,500	
			\$	10,900	10,900

	Salaries	Rate	FY23B	
5031	Staff Development	\$0	0.0%	\$0

	Item	FY14	FY15B	FY23B	
5522	Telephone & Fax/O/S	\$0	\$0	\$0	\$0

	Item	FY23B	
5523	Postage & E-Mail/O/S	Mailroom postage; overnight delivery services	\$0

	Item	FY23B	
5550	Promotion	services	
		conf promo	
		giveaways	\$ 500
		content marketing promo	
			\$500

Subtotal - Operating Expenses \$11,400

	Item	FY14	FY15B	FY23B	
5902	IUT-ITTS	ALA mailing list processing expense	\$0	\$2,500	\$0

		FY23B	
5942	IUT-Advertising	American Libraries advertising	\$0.00
		Total	\$0

		Revenue \$	Rate	Total	
	Sales	\$545,344	13.25%	\$72,258	
	included in sales	Commission	\$0	13.25%	\$0
				\$72,258	
5911	IUT-General Overhead				\$72,258

Unit No.:	404
Unit Name:	CHOICE
Project No.:	3913
Project Name:	Choice Reviews

LINE #	LINE ITEM DESCRIPTION	Line Item	Revenue \$	Rate	Total	
5600	Taxes/Income	FY15 UBIT Reserve	\$38,200	0.00%	\$0	\$0

Unit No.:	404
Unit Name:	CHOICE
Project No.:	3914
Project Name:	Content Marketing <i>For webinars, see project 3909; For Choice360, see project 3919</i>

LINE # LINE ITEM DESCRIPTION

REVENUES

newsletters and eblasts moved here from 3913

FY23B

4140	Advertising/Gross	Print							
				Revenue	Price	#		FY23B	
			CHOICE CUSTOM PUBLISHING						
			Case Studies					20,000	
			CHOICE RESEARCH						
			Surveys/Whitepapers	\$20,000		2		40,000	
			Total Gross					60,000	
			Commission Rate					4.50%	
			Print Sales Commissions (4611)					(2,700)	
			Net Ad Revenues					57,300	\$ 60,000

4143	Advertising/Online	Digital						FY23B	
			Authority File					45,000	
			newsletters & eblasts					240,000	
								-	
			Total gross sales					285,000	
			Commission rate					4.50%	
			Digital Sales Commissions (4610)					(12,825)	
			Net Ad Revenues					272,175	
									\$ 285,000

4610	Comm/Online Advertising		From 4143	Rate	Total		
				4.50%	(12,825)		(12,825)

4611	Print Comm/Sales Rep		From 4140	Rate	FY23B		
				4.50%	(2,700)		(2,700)
				Total	(2,700)		(2,700)

TOTAL PROJECT REVENUES \$329,475

LINE # LINE ITEM DESCRIPTION

EXPENSES

5000	Salaries & Wages	Project 3907 share	All Choice	% this Project	FY23B		
			\$1,243,791	0.000%			\$0

5001	Temp Employees-In-House	Position				FY23B	
			\$ -	\$ -	\$ -	-	\$0

5002	Overtime/Wages	Non-exempt staff time in excess of 35 hours/wk				FY23B	
						\$ -	\$0

	Ad Sales Benefit Calculation	Amount	Benefit %	Benefit \$	
	5000 Project Salaries & Wages	\$0	31.50%	\$0	
	5001 Temp Employees In-House	\$0	15.00%	\$0	
	5002 Overtime Wages	\$0	15.00%	\$0	

R:\editor&publisher\FY23\ALA Budget Presentation June 2022\Choice FY23 Budget Worksheet B&F June 2022 5/19/2022 3:54 PM

Unit No.:	404
Unit Name:	CHOICE
Project No.:	3914
Project Name:	Content Marketing <i>For webinars, see project 3909; For Choice360, see project 3919</i>

LINE #	LINE ITEM DESCRIPTION		\$	-
--------	-----------------------	--	----	---

5523 Postage & E-Mail/O/S	Item	FY23B		
	Mailroom postage; overnight delivery services		\$0	\$0

5543 Bad Debt Expense	Item	FY16B Gross Ad \$	Rate (per ALA)	
	Reserve for uncollectable accounts		0.00%	\$0

Subtotal - Operating Expenses \$532

5906 IUT-Order Billing	Item	FY23B		
	ALA charges for Ad Sales Invoice Processing			\$0

Subtotal - Inter-Unit Transfers \$0

Line Item	Revenue \$	Rate	O/H Charge	
4140 Advertising/Gross	60,000	13.25%	7,950	
4143 Advertising Online	285,000	13.25%	37,763	
4610 Digital commissions	(12,825)	13.25%	(1,699)	
4611 Print commissions	(2,700)	13.25%	(358)	
5911 IUT-General Overhead	Totals	329,475	43,655	\$43,655

5600 Taxes/Income	FY15 UBIT Reserve	Line Item	Revenue \$	Rate	UBIT \$	
		Advertising/Gross	\$60,000	0.00%	\$0	\$0

Unit No.:	404
Unit Name:	CHOICE
Project No.:	3917
Project Name:	Choice Office Building

EXPENSES

	All Choice	% this Project	FY23B	FY23B
5000 Salaries & Wages	\$ -	0.00%	\$0	\$0

	Rate	FY23B	
5010 Employee Benefits	31.50%	TOTAL \$0	\$0

Subtotal - Payroll & Related Services \$0

	Item	Vendor	FY23B	
	Generator maintenance svc. contract	Atlantic/Detroit Diesel	\$1,400	
	Janitorial services	JanPro	\$6,500	
	HVAC service contract	Encon	\$3,500	
	Common area maintenance (CAM)	Liberty Square Assoc	\$10,800	
	Miscellaneous	--	\$700	
	Security system	Protection One	\$3,050	
	Carpet cleaning	RD Weis	\$1,075	
5140 Repairs/Maintenance		Total	\$27,025	\$27,025

Subtotal - Outside Services \$27,025

		Slots	Rate	Month	Quarter	Frequency	FY23B		
5521	Space Rent	Parking: City of Middletown	15	\$75	\$1,125	3,375	4	\$13,500	\$13,500

		FY23B	
5522 Telephone & Fax/O/S	Office phone service: See 0000 #5523 AT&T	\$0	\$0

	FY23B	
5523 Postage & E-Mail/O/S	\$0	\$0

			Rate	Frequency	FY23B	
	Electric	Eversource	\$1,200	12	\$14,400	
	Gas	Eversource	\$50	12	\$600	
	Rubbish/Recycling	Dainty Rubbish	\$25	12	\$300	
	Water & sewer	City of Middletown	\$250	1	\$250	
	Other				\$1,000	
5525 Utilities				Total	\$16,550	

5599 Misc. Expense	Adjustment between CHOICE & Plant Fund	\$0
--------------------	--	-----

Subtotal - Operating Expenses \$ 30,050

		FY23B	
	Building Improvements	\$ -	
	Interest	\$ -	
5998 IUT-Allocations	2014 Liberty Square expenses from ALA Plant Fund (730-0000)	\$ 25,500	\$25,500

Unit No.:	404
Unit Name:	CHOICE
Project No.:	3918
Project Name:	CC Advisor

LINE #	LINE ITEM DESCRIPTION	Depreciated August 2022	ALA Annual					
			ACRL	0	\$450	\$0		
5210	Transportation			0	\$450	\$0		
					\$1,350	\$0	\$	-

		Conference	Events	Staff	Cost	FY23B		
	Feb	ALA Midwinter						
	Nov	Charleston	Marketer	1	\$1,100	\$0		
	July	ALA Annual		1	\$1,100	\$0		
	April	ACRL		1	\$1,100	\$0		
5212	Lodging & Meals					\$0	\$	-

						FY23B		
		Conference Registration (Marketing and Advertising only)		-	\$450	\$0		
5216	Business Meetings					\$0		0

Subtotal - Travel and Related Expenses \$0

	Item	FY23B		
		\$	-	
5301	Conference Equipment Rental	\$0		\$0

	Item	FY23B		
5302	Meal Functions	\$0		\$0

	Conference/Location	Number	Avg. Cost	FY23B		
	Charleston	0	\$ 2,500	\$ -		
5303	Exhibits			Total	\$0	\$0

Subtotal - Meetings and Conferences \$ -

	Description	FY23B		
	Freelance Copyediting Allocation			
5400	Edit/Proofreading-O/S	Total editorial & proofreading	\$0	0

		FY23B		
5402	Printing-O/S	Printing expenses for promotional pieces	\$0	\$0

		FY23B		
5404	Design Service-O/S	Outside design services for promo pieces		\$0

	Type of Service	FY23B		
	Fulfillment mailing services (ESP/USPS)	from spreadsheet	\$ -	
5410	Mail Service-O/S	Total Mailing Expense	\$ -	0

		Unit Cost	Insertions	FY23B		
	ATG	575	-	\$ -		
	ATG	755	-	\$ -		
	Charleston Advisor	800	1			
5411	Advertising/Space		TOTAL	\$ -		\$0

Unit No.:	404
Unit Name:	CHOICE
Project No.:	3918
Project Name:	CC Advisor

LINE # LINE ITEM DESCRIPTION **Deprecated August 2022**

5412 Advertising/Direct	Direct promo (print & email)	FY23B	\$0	\$0
-------------------------	------------------------------	-------	-----	-----

5413 Mail List Rental	Outside list rental fees	FY23B		\$0
-----------------------	--------------------------	-------	--	-----

5430 Web Operating Expenses	Vendor	Item/Service	FY23B	
	CrossRef	DOI fees		
	productOps	hosting and maintenance		
	productOps	upgrades		
	ESP	from spreadsheet	\$ 135.00	12
		Totals	\$0	\$0

5433 Order Processing/Fulfillment	ESP from spreadsheet	FY23B	\$0	\$0
-----------------------------------	----------------------	-------	-----	-----

Subtotal - Publication Related Expenses \$0

5031 Staff Development	Project salaries	Rate	FY23B	
	\$0	0.0%	\$0	\$0

5522 Telephone & Fax/O/S	Item	FY23B		
	ESP phone charges	from spreadsheet	\$0	
	Total		\$0	0

5530 Depr/Furn & Equipment	Subtotal	\$0	\$0	0
	Total CCA depreciation		\$0	

5532 Amortization/Equip Lease	Accrued Prior Year depreciation (C2A Platform) before split with Charleston	FY23B	\$0	
	Subtotal	\$0	\$0	0
	Total CRO depreciation		\$0	

5550 Promotion	Item	FY14	FY15B	\$0
	conf. giveaways			
	Premiums & misc promo services			\$0

5599 Misc. Expense	Charge 50% of depreciation (line 5532) back to Charleston Company	FY23B	0	
	Subtotal	\$0	\$0	0
	Total CRO depreciation		0	0

Subtotal - Operating Expenses \$0

Unit No.:	404
Unit Name:	CHOICE
Project No.:	3918
Project Name:	CC Advisor

LINE # LINE ITEM DESCRIPTION **Deprecated August 2022**

			Revenue \$	Rate	Total	
		Sales	\$0	13.25%	\$0	
	<i>included in sales</i>	Commission	\$0	13.25%	\$0	
					\$0	
5911	IUT-General Overhead					\$0

	FY15 UBIT Reserve	Line Item	Revenue \$	Rate	Total	
5600	Taxes/Income	Advertising/Gross	\$0	0.00%	\$0	\$0

R:\editor&publisher\FY23\ALA Budget Presentation June 2022\Choice FY23 Budget Worksheet B&F June 2022 5/19/2022 3:54 PM

LINE #	LINE ITEM DESCRIPTION				
			TIE Contributors	\$12,000	
			Content Vertical #2 Board	\$8,240	
			Content Vertical #2 Contributors	\$8,240	
5110	Professional Services			\$43,480	\$43,480
5122	Bank Service Fees			FY23B \$0	\$0
5140	Repairs/Maintenance			FY23B \$0	\$0
			Subtotal - Outside Services	\$43,480	
5210	Transportation	\$450	Charleston ACRL Annual	Cost \$0 \$0 \$0	\$0
5212	Lodging & Meals	\$1,100	Charleston ACRL Annual	Cost \$0 \$0 \$0	\$0
			Subtotal - Travel & Related Expenses	\$0	
5404	Design Service-O/S	design and layout	0	FY23B \$1,000	\$1,000
5411	Advertising/Space		Twitter boosts Other	\$ 3,000 \$ -	\$3,000
5412	Advertising/Direct	Direct promo (print & email)		FY23B \$0	\$0
5413	Mail List Rental			\$0	\$0
			Hosting & Search (Web Solutions)	\$ 360	
			C360 modifications to support Content Verticle #2	\$ 3,000	
			SSL certificate	\$ 60	
			Domain registration	\$ 30	

Unit No.:	404
Unit Name:	CHOICE
Project No.:	3919
Project Name:	Choice360

LINE #	LINE ITEM DESCRIPTION				
		Maintenance	\$45	\$	540
5430	Web Operating Expenses				\$3,990
					\$3,990
		Subtotal - Publication Related Expenses			\$7,990
					FY23B
		Soundcloud Pro: TIE podcast storage/RSS feed			\$144
5501	Equipment/Software-Minor				\$144
					\$144
					FY23B
5530	Depr/Furn & Equipment				\$0
					\$0
		Item			\$0
			\$		250
5550	Promotion	Premiums & misc promo services			\$250
					\$250
		Subtotal - Operating Expenses			\$144
					FY23B
5906	IUT-Order Billing	ALA charges for Ad Sales Invoice Processing			\$0
					\$0
		Subtotal - Inter-Unit Transfers			\$0
	Line Item	Revenue \$	Rate	O/H Charge	
	4143 Advertising Online	70,000	13.25%	9,275	
	4610 Digital commissions	(3,150)	13.25%	(417)	
5911	IUT-General Overhead	Totals			\$8,858
					\$8,858
		FY15 UBIT Reserve	Line Item	Revenue \$	Rate
5600	Taxes/Income		Advertising/Gross	\$70,000	0.00%
				\$0	UBIT \$
					\$0

Unit No.:	404
Unit Name:	CHOICE
Project No.:	3921
Project Name:	Choice LTI Restricted

LINE #	LINE ITEM DESCRIPTION		FY23B
REVENUES			
			FY23B
5904	Transfer to/from Endowment	\$ (35,697.00)	(35,697)

Choice Income Statement, FY15-FY27P

For complete data, see second tab, Backup Worksheet

Projected performance for FY23 and beyond is before any and all RIFs

ALA Fiscal Year: 1 September to 31 August

	HISTORICAL PERFORMANCE				PROJECTED PERFORMANCE					
	FY18	FY19	FY20	FY21	FY22B	FY23B	FY24P	FY25P	FY26P	FY27P
Beginning Net Assets	2,533,295	2,926,294	2,571,980	2,631,992	3,047,434	2,837,489	2,709,725	2,578,825	2,457,411	2,350,740
TOTAL REVENUES	2,813,284	2,520,864	2,485,765	2,390,901	2,246,444	2,251,395	2,289,829	2,343,551	2,404,078	2,524,237
Total Expenses before OH/Taxes	2,524,186	2,326,429	2,067,141	1,651,683	2,142,496	2,055,349	2,091,827	2,128,943	2,166,709	2,205,136
Contribution Margin	289,098	194,435	418,624	739,218	103,948	196,046	198,002	214,607	237,369	319,101
Contribution %	10%	8%	17%	31%	5%	9%	9%	9%	10%	13%
Overhead (to ALA General Fund)	371,353	334,014	329,364	298,491	297,654	298,310	303,402	310,520	318,540	334,461
Allocations (Loan: 575 Main St)	49,746	38,411	29,248	25,285	16,240	25,500	25,500	25,500	25,500	25,500
Tax	0	0	0	0	0	0	0	0	0	0
TOTAL EXPENSES	2,945,285	2,698,854	2,425,753	1,975,459	2,456,390	2,379,159	2,420,729	2,464,964	2,510,750	2,565,097
Net Revenue/(Expense) from Ops	(132,001)	(177,990)	60,012	415,442	(209,946)	(127,764)	(130,900)	(121,413)	(106,671)	(40,861)
NAB Transfer	(525,000)									
Open Choice writedown		176,324								
Net Revenue/(Expense)	392,999	(354,314)	60,012	415,442	(209,946)	(127,764)	(130,900)	(121,413)	(106,671)	(40,861)
Ending Net Assets	2,926,294	2,571,980	2,631,992	3,047,434	2,837,489	2,709,725	2,578,825	2,457,411	2,350,740	2,309,880

Backup Worksheet: Five-Year Projections

Historical Performance								Projected Performance							Y/Y Change
	FY15	FY16	FY17	FY18	FY19	FY20	FY21	FY22B	FY23B	FY24P	FY25P	FY26P	FY27P		Projections
Choice Reviews	679,982	652,009	684,248	678,076	651,630	622,735	590,636	529,000	495,144	485,241	475,536	466,026	456,705		
Y/Y		0.96	1.05	0.99	0.96	0.96	0.95								0.98
Choice magazine	546,882	519,261	445,608	429,171	387,925	413,039	301,761	263,500	232,934	209,641	188,677	169,809	152,828		
Y/Y		0.95	0.86	0.96	0.90	1.06	0.73	0.87	0.88	0.90	0.90	0.90	0.90		0.90
Reviews on Cards	148,602	141,372	116,186	100,070	92,677	74,101	63,807	55,250	46,963	42,267	38,040	34,236	30,812		
Y/Y		95%	82%	86%	93%	80%	86%	87%	85%	90%	90%	90%	90%		0.90
Resources for College Libraries	195,935	145,365	147,579	138,545	132,798	122,282	114,391	130,000	125,000	122,500	120,050	117,649	115,296		
Y/Y		0.74	1.02	0.94	0.96	0.92	0.94								0.98
ccAdvisor (Choice share)	0	0	0	32,130	41,100	26,577	14,719	33,000	0	0	0	0	0		
Total Subscriptions	1,571,401	1,458,007	1,393,621	1,377,992	1,306,130	1,258,734	1,085,314	1,010,750	900,041	859,648	822,303	787,719	755,642		
Y/Y		0.93	0.96	0.99	0.95	0.96	0.86	0.93	0.89	0.96	0.96	0.96	0.96		
Choice magazine (space ads)	410,562	413,904	422,745	341,678	258,286	220,610	135,915	143,250	114,600	97,410	82,799	70,379	59,822		
Y/Y		1.01	1.02	0.81	0.76	0.85	0.62	1.05	0.80	0.85	0.85	0.85	0.85		0.85
Choice Reviews (banner advertising)	174,162	155,198	189,070	177,739	141,368	58,469	43,143	33,425	38,200	36,290	34,476	32,752	31,114		
Y/Y		0.89	1.22	0.94	0.80	0.41	0.74	0.77	1.14	0.95	0.95	0.95	0.95		0.95
ccAdvisor (banner ads, paid placement)				11,817	12,179	6,418	1,655	4,775	0	0	0	0	0		1.00
Choice360.org	0	0	0	0	0	0	0	33,425	66,850	86,905	112,977	146,869	190,930		1.30
Webinars (net to Choice)	77,750	85,327	98,241	102,421	138,882	180,807	266,534	213,084	263,819	277,010	290,860	305,403	320,674		1.05
White Papers				37,100	48,395										
Podcasts				14,372		204,196	330,561	281,725	329,475	395,370	474,444	569,333	683,199		1.20
Newsletters & eBlasts	In CR	In CR	In CR	In CR	In CR										
Total Advertising and Sponsorships (Net)	662,474	654,429	725,476	693,590	599,110	670,500	777,808	709,684	812,944	892,985	995,555	1,124,736	1,285,739		

Backup Worksheet: Five-Year Projections

Historical Performance								Projected Performance						Y/Y Change
	FY15	FY16	FY17	FY18	FY19	FY20	FY21	FY22B	FY23B	FY24P	FY25P	FY26P	FY27P	Projections
Payroll and Related Expenses	1,388,005	1,380,512	1,586,901	1,618,841	1,665,237	1,508,575	1,153,407	1,632,529	1,544,391	1,571,418	1,598,918	1,626,899	1,655,369	
Outside Services	411,743	438,545	322,293	187,180	101,658	86,062	116,425	74,281	102,939	104,740	106,573	108,438	110,336	
Travel and Related Expenses	48,851	52,412	48,575	38,949	41,543	10,271	219	6,700	8,250	8,394	8,541	8,691	8,843	
Meetings and Conferences	11,463	11,752	12,495	13,658	11,771	1,250	0	13,000	0	0	0	0	0	
Publication-related Expenses	503,325	487,107	308,158	303,821	260,373	274,467	259,216	246,975	287,440	292,470	297,588	302,796	308,095	
Operating Expenses	388,720	410,142	394,287	421,091	308,930	244,113	178,321	206,359	141,437	143,912	146,431	148,993	151,601	
Total Direct Expenses	2,752,107	2,780,470	2,672,709	2,583,540	2,389,512	2,124,738	1,707,588	2,179,844	2,084,457	2,120,935	2,158,051	2,195,817	2,234,244	1.0175
Total Indirect Expenses	(73,153)	(89,222)	(55,257)	(59,354)	(63,083)	(57,597)	(55,905)	(37,348)	(29,108)	(29,108)	(29,108)	(29,108)	(29,108)	1.00
Total Expenses before ALA OH & Building Loan	2,678,954	2,691,248	2,617,452	2,524,186	2,326,429	2,067,141	1,651,683	2,142,496	2,055,349	2,091,827	2,128,943	2,166,709	2,205,136	
Contribution Margin	338,436	201,727	323,041	289,098	194,435	418,624	739,218	103,948	196,046	198,002	214,607	237,369	319,101	
ALA Overhead	383,209	374,640	388,206	371,353	334,014	329,364	298,491	297,654	298,310	303,402	310,520	318,540	334,461	
Liberty Square	81,980	63,477	55,905	49,746	38,411	29,248	25,285	16,240	25,500	25,500	25,500	25,500	25,500	
UBIT	6,305	0	(6,305)	0	0	0	0	0	0	0	0	0	0	
Total Overhead	471,494	438,117	437,806	421,099	372,425	358,612	323,776	313,894	323,810	328,902	336,020	344,040	359,961	
TOTAL EXPENSES	3,150,448	3,129,365	3,055,258	2,945,285	2,698,854	2,425,753	1,975,459	2,456,390	2,379,159	2,420,729	2,464,964	2,510,750	2,565,097	
Y/Y		0.99	0.98	0.96	0.92	0.90	0.81	1.24	0.97	1.02	1.02	1.02	1.02	
NET OPERATING INCOME	(133,058)	(236,390)	(114,765)	(132,001)	(177,990)	60,012	415,442	(209,946)	(127,764)	(130,900)	(121,413)	(106,671)	(40,861)	



FY2023 Budget Assumptions

ACRL develops budget assumptions annually to guide staff in preparing annual project budgets. ACRL's budget is mission-driven and should provide sufficient revenues to support the strategic initiatives outlined in the [ACRL Plan for Excellence](#), including initiatives related to its Core Commitment to Equity, Diversity, and Inclusion (EDI). This is accomplished through a blend of programs and services, some of which generate net revenues, e.g., ACRL professional development, especially its biennial conference, and others that the association expects to support, e.g., advocacy, member services, etc.

The ACRL Budget & Finance Committee will discuss the draft assumptions on November 2, 2021, and any recommendations will be incorporated before they are sent to the ACRL Board. The full Board will have an opportunity to give asynchronous input and the Executive Committee will review, suggest revisions as needed and approve the assumptions below at its 2021 Fall Executive Committee Meeting on November 9, 2021. Based on the approved budget assumptions, ACRL staff will prepare the preliminary FY23 budget for review by the Budget and Finance Committee at their winter meeting (anticipated near or during the 2022 ALA's LibLearnX, January 21-24).

General Overview: The economic climate and U.S. higher education

As ACRL begins to prepare its FY23 budget, the economic outlook is still largely influenced by the effects of the ongoing COVID-19 pandemic. During April to June 2020, the US economy took one of its worst downturns at a rate of -32.9%¹. For the year over year comparison in 2020, the US and world GDP's decreased by 3.5%^{2, 3}. The economy began to rebound from this initial shock in late 2020 and continues to rebound in 2021. Global GDP growth is projected by the International Monetary Fund at 5.9%⁴, World

¹ Jeff Cox, "Second-quarter GDP plunged by worst-ever 32.9% amid virus-induced shutdown," *CNBC*, July 30, 2020, <https://www.cnbc.com/2020/07/30/us-gdp-q2-2020-first-reading.html>.

² Martin Crutsinger, "US economy shrank 3.5% in 2020 after growing 4% last quarter," *The Associated Press*, January 28, 2021, <https://apnews.com/article/us-economy-shrink-in-2020-b59f9be06dcf1da924f64afde2ce094c>.

³ Eduardo Levy Yeyati and Federico Filippini, "Social and economic impact of COVID-19." *Brookings*, June 8, 2021, <https://www.brookings.edu/research/social-and-economic-impact-of-covid-19/>.

⁴ International Monetary Fund, "Global recovery continues, but the momentum has weakened and uncertainty has increased," October 2021, <https://www.imf.org/en/Publications/WEO/Issues/2021/10/12/world-economic-outlook-october-2021>.

Bank at 5.6%⁵, and Organization for Economic Co-operation and Development at 5.7%⁶. This projected turnaround is partly due to a global response by the World Health Organization, as well as legislation, such as the US's CARES Act and Canada's COVID-19 Economic Response Plan. Despite global inequities for vaccine access, with a 3.07% vaccination rate in low-income countries versus a 60.18% in high-income countries, more than 5.5 billion doses have been administered worldwide.⁷ As the global pandemic continues into its second year, it is expected that its effects will be longstanding and a full recovery may take years, and will depend on a number of factors, such as the potential proliferation of new variants and the global response to supply chain disruptions.

Like the world economy, higher education is rebounding but not without uncertainty. To fully understand higher ed's economic rebound, one must look at the pre-pandemic numbers. Before the pandemic, state spending on public colleges and universities was already well below historical levels prior to the Great Recession of 2008-09.⁸ *Insider Higher Ed* reported that, "State funding nationwide is nearly 9 percent below pre-Great Recession levels and 18 percent below where it was before the 2001 tech bust."⁹ Although "most Americans believe state spending for public universities and colleges has increased or at least held steady over the last 10 years," in fact, "states have collectively scaled back their annual higher education funding by \$9 billion during that time, when adjusted for inflation."¹⁰ Despite public perception, it is estimated that, "the financial impact of the pandemic on students and institutions would total at least \$120 billion."¹¹ Higher ed is considering and has implemented a number of cost savings measures, including tuition discounts to increase student enrollment and overall revenue, borrowing from endowments, and seeking additional federal and state funding.

⁵ The World Bank, "Global Economic Prospects," June 2021, <https://www.worldbank.org/en/publication/global-economic-prospects>.

⁶ OECD, "OECD Economic Outlook, Interim Report: Keeping The Recovery On Track," September 2021. <https://www.oecd.org/economic-outlook/>.

⁷ United Nations, "COVID vaccines: Widening inequality and millions vulnerable," September 19, 2021, <https://news.un.org/en/story/2021/09/1100192>.

⁸ Michael Mitchell et al., "Unkept Promises: State Cuts to Higher Education Threaten Access and Equity Reduced Quality," *Center on budget and Policy Priorities*, October 4, 2018, <https://www.cbpp.org/research/state-budget-and-tax/unkept-promises-state-cuts-to-higher-education-threaten-access-and>. Accessed November 5, 2019.

⁹ Emma Whitford, "Public Higher Ed Funding Still Has Not Recovered From 2008 Recession," *Inside Higher Ed*, May 5, 2020, <https://www.insidehighered.com/news/2020/05/05/public-higher-education-worse-spot-ever-heading-recession>. Accessed September 11, 2020.

¹⁰ Jon Marcus, "Most Americans don't realize state funding for higher ed fell by billions," *The Hechinger Report*, February 26, 2019. <https://www.pbs.org/newshour/education/most-americans-dont-realize-state-funding-for-higher-ed-fell-by-billions>. Accessed November 5, 2019.

¹¹ Kery Murakami, "Colleges: Financial Toll of Coronavirus Worse Than Anticipated," September 29, 2020. Accessed September 29, 2020. <https://www.insidehighered.com/quicktakes/2020/09/29/colleges-financial-toll-coronavirus-worse-anticipated>

It should be noted that, unlike after previous economic downturns, state spending on higher education did not bounce back after the 2008 recession.”¹² In the last ten years, state funding has decreased by \$9 billion when adjusted for inflation, and “state appropriations per full-time student have fallen from an inflation-adjusted \$8,489 in 2007 to \$7,642 in 2017.”¹³ Decreased state funding is a trend, as funding for public two- and four-year colleges remains well below pre-recession levels in almost every state and in the school year ending in 2018, funding was more than \$7 billion below its 2008 level, after adjusting for inflation. Without considering inflation, state fiscal support for higher education grew by just 1.6 percent in 2018, according to the most recent Grapevine survey which noted that the level of support is “down sharply from a 4.2 percent increase last year and represents the lowest annual growth in the last five years.”¹⁴ “In only six states have higher education budgets returned to or surpassed their pre-recession levels; in 19 states, expenditures per student are at least 20 percent lower than before the recession.”¹⁵ To cope with these cuts, institutions have raised tuition and made deep cuts to programs and services, reducing access to college education for some and calling into question the quality of the program remaining.¹⁶ Financial challenges face higher education as public investment and tuition revenue are on the decline while labor and facility costs continue to rise¹⁷. Further complicating state funding decreases is the America’s College Promise Act of 2021, which proposes free community college for more than nine million students. If this legislation is passed, many states will need to increase institutional funding in order to participate in the program.¹⁸ In the coming year, there will be a greater need for coordinated advocacy from ALA, ACRL and other higher education associations for funding at the state level for public institutions.

Enrollment data during the pandemic is pending, but total enrollment in degree-granting postsecondary institutions decreased by 5 percent from 2009 to 2019, from 17.5 million to 16.6 million students.¹⁹ Between 2019 to 2029, the National Center for Education Statistics (NCES) projects that enrollments will

¹² Luba Ostashevsky, “As economy rebounds, state funding for higher education isn’t bouncing back,” *PBS News Hour*, September 14, 2016, <http://www.pbs.org/newshour/updates/economy-rebounds-state-funding-higher-education-isnt-bouncing-back/>.

¹³ Jon Marcus, “Most Americans don’t realize state funding for higher ed fell by billions,” *PBS News Hour*, February 26, 2019, <https://www.pbs.org/newshour/education/most-americans-dont-realize-state-funding-for-higher-ed-fell-by-billions>.

¹⁴ Rick Seltzer, “‘Anemic’ State Funding Growth,” *Chronicle of Higher Education*, October 23, 2018. <https://www.insidehighered.com/news/2018/01/22/state-support-higher-ed-grows-16-percent-2018>.

¹⁵ Jeffrey Selinger, “States’ decision to reduce support for higher education comes at a cost,” *Washington Post*, September 8, 2018, accessed October 24, 2018. https://www.washingtonpost.com/education/2018/09/08/states-decision-reduce-support-higher-education-comes-cost/?noredirect=on&utm_term=.4f55fd302b14

¹⁶ Ibid.

¹⁷ *Chronicle of Higher Education* (2019) Beyond Budgets, <https://connect.chronicle.com/ByndBdgtRT19>

¹⁸ Emma Whitford. “States Will Need to Pony Up for Biden’s Free College Plan,” *Inside Higher Ed*, September 28, 2021. <https://www.insidehighered.com/news/2021/09/28/free-community-college-plan-requires-states-funding>

¹⁹ U. S. Department of Education: National Center for Education Statistics, “Undergraduate Enrollment,” (May 2021. Accessed October 14, 2021. <https://nces.ed.gov/programs/coe/indicator/cha>

increase 2.64%, from 16.6 million to 17.0 million.²⁰ These numbers are somewhat disjointed with high school graduation rate projections, which show the number of high school graduates peaking at 3.9 million in 2025, then declining to 3.5 million in 2037.²¹ Further analysis on higher education trends is needed to understand NCES's projected increase against decreasing high school enrollment data.

Economic climate and academic libraries

Before and during the pandemic, ACRL membership numbers have been on a slow but steady decline, which is in part due to the closing of institutions that have an impact on both ACRL's organizational and personal members. According to NCES data, 53 postsecondary institutions closed in 2020, 236 in 2019, 86 in 2018, 112 in 2017.²² The pool of potential academic librarians as evidenced by MLIS degrees awarded drastically declined 37%, from 7,729 in 2011 to 4,843 in 2017, but has since increased slightly at 6.63%, from 4,843 in 2017 to 5,164 in 2019.²³ Of the placements between 2013 and 2019, the number of placements in academic libraries decreased from 347 to 206, or by 41%.^{24, 25} The decline during and after the 2008 recession may be stabilizing, as the U.S. Bureau of Labor Statistics projects a 9% increase job outlook, which is in line with the job outlook for all occupations.²⁶ Another factor that could influence the size of ACRL's membership is whether academic libraries are requiring those they hire to hold MLIS degrees. Anecdotally, we are hearing that, especially at large research libraries, subject specialists, and other professional staff (IT, HR, development, marketing, etc.) are being hired to do work that once required an MLIS. A recent study of ARL directors found that while 1/3 of ARL directors did not perceive the MLIS as necessary, 42% did and it is these directors who will hire the next generation of those working in academic and research libraries.²⁷

²⁰ U. S. Department of Education: National Center for Education Statistics, "Total undergraduate fall enrollment," Accessed October 14, 2021. https://nces.ed.gov/programs/digest/d20/tables/dt20_303.70.asp

²¹ Western Interstate Commission for Higher Education, "Knocking at the College Door: Projections of High School Graduates through 3037," Accessed October 14, 2021. <https://knocking.wiche.edu/executive-summary/>

²² U. S. Department of Education: National Center for Education Statistics, "Total undergraduate fall enrollment," Accessed October 14, 2021. https://nces.ed.gov/programs/digest/d20/tables/dt20_317.50.asp?current=yes

²³ U. S. Department of Education: National Center for Education Statistics, "Master's degrees conferred by postsecondary institutions, by field of study," Accessed October 14, 2021. https://nces.ed.gov/programs/digest/d20/tables/dt20_323.10.asp?current=yes

²⁴ Stephanie L. Maatta, "Placements & Salaries 2013: Explore All the Data." *Library Journal*, October 17, 2013, accessed September 24, 2020. <https://www.libraryjournal.com/?detailStory=explore-all-the-data-2013>

²⁵ Suzie Allard, "Jobs by Region: Placements & Salaries 2019." *Library Journal*, October 10, 2019, accessed September 24, 2020, <https://www.libraryjournal.com/?detailStory=Jobs-By-Region-Placements-Salaries-2019>

²⁶ Bureau of Labor Statistics, U.S. Department of Labor, Occupational Outlook Handbook, Librarians, accessed October 14, 2021, last modified date September 8, 2021, <https://www.bls.gov/ooh/education-training-and-library/librarians.htm>

²⁷ Russell Michalak, Monica D.T. Rysavy, and Trevor A. Dawes*, "What Degree Is Necessary to Lead? ARL Directors' Perceptions," *College & Research Libraries*, Vol. 80, N. 6, (2019). Accessed November 7, 2019. <https://crl.acrl.org/index.php/crl/article/view/23526/30835>

Fewer financial resources may also have contributed to the consolidation of vendors in the library marketplace.^{28, 29} Fewer vendors will mean a smaller pool of companies to provide sponsorships, rent exhibit space, and support library and association programs. Because "the current model of large publishers dominating scholarly publishing and inflation grinding down library budgets continues,"³⁰ tighter library budgets could mean less funding for staff development (e.g., association membership, continuing education) or sponsorship of library association programs.

The impact of the pandemic, along with the pre-pandemic trend of the continued state of lower funding and a consolidation in the marketplace, will affect ACRL's FY23 budgeted revenue expectations. We expect that library budgets and individual spending will continue to be reduced and thoughtfully considered. Gross revenues for consulting were below budget due to fewer than expected clients in the 4th quarter of FY19, but the 1st quarter of FY20 was off to a busy start. In FY19, webinar revenues exceeded budget in part due to a successful multi-part series. Revenues from licensed workshops were below budget. In September 2020, the ACRL 2021 Conference planned for April 2021 was canceled as an in-person event and was held as a virtual conference around the same dates. Based on FY21 reports, the virtual ACRL 2021 Conference was a programmatic and financial success, with the project net performing better than budget. This performance is due to online conferences paying half the overhead rate per the ALA Operating Agreement (50% rather than 100%), as well as cost savings for meal functions, transportation, equipment rental, and other expenses associated with an onsite event.

The FY23 budget will include traditional revenue streams (e.g., non-serial publications, ad sales, webinars). ACRL staff will continue to adapt to a post-pandemic environment by further exploring virtual offerings, when needed, for in-person events (e.g., ACRL Conference, RBMS Conference, RoadShows). ACRL staff will continue to look for new entrepreneurial ideas and revenue streams and consider cost savings throughout the year. As part of ALA's five-year pivot strategy³¹, FY23 is planned to be the second net neutral year for the organization. Strategies for ALA to achieve a net neutral by FY23 include a new revenue stream (data services), the rollout of the LibLearnX event, and testing public markets for Annual Conference.

²⁸ James M. Day, "Consolidation of the Library Vendors," *Library Technology Launchpad*, October 12, 2016, <http://libtechlaunchpad.com/2015/10/12/consolidation-of-the-library-vendors/>

²⁹ David Parker, "ATG Special Report — Industry Consolidation in the Information Services and Library Environment: Perspectives from Thought Leaders," *Against the Grain*, July 6, 2016, <http://www.against-the-grain.com/2016/07/industry-consolidation-report/>

³⁰ Stephen Bosch, Barbara Albee, & Sion Romaine. "Costs Outstrip Library Budgets | Periodicals Price Survey 2020" *Library Journal* April 14, 2020 <https://www.libraryjournal.com/?detailStory=Costs-Outstrip-Library-Budgets-Periodicals-Price-Survey-2020> Accessed October 31, 2020

³¹ ALA Executive Board Doc FALL EBD 12.1.1 Five-Year Pivot Plan. <http://www.ala.org/aboutala/sites/ala.org.aboutala/files/content/governance/ExecutiveBoard/20202021Docs/ebd%2012.1.1%20ALA%20Pivot%20Strategy.pptx>

In recent years, ACRL has been tasked by its Board and Budget & Finance Committee to spend down its net asset balance, and to look for appropriate opportunities to spend a portion of this net asset balance in strategic programs and services that benefit membership. Recent examples of such investments include the promotion of Project Outcome, research grants to practitioner-scholar academic librarians to carry out research identified in the 2019 research agenda, and digitization of past issues of *C&RL News*. Through careful stewardship, the net asset balance, which had grown to \$5,002,115 at the beginning of FY16, has been reduced to \$3,247,098 (FY21 August preliminary close) through investments in strategic initiatives.

Even though the preliminary FY21 results are showing strong performance, it still should be expected that, going forward, the ACRL Board and Budget & Finance Committee will need to take a much harder look at any proposed new expenditures, as ACRL would need increased revenue streams (e.g., more members joining, increasing book sales, or projected growth for conference and professional development registrations) to support potential requests for increased or new expenditures. Our goal is to moderate many operational expenditures to be more in-line with current revenue expectations while aligning the budget to support the Plan for Excellence and the Core Commitment to Equity, Diversity, and Inclusion through strategic investments from ACRL's net asset balance and the annual endowment transfer. It is important to note that the net asset balance (beginning reserve level for FY23 is expected to be \$1,520,188 per the FY22 budget) is moving closer to the mandated operating reserve amount of \$952,599. Ensuring that the net asset balance stays within the mandated operating reserve is another motivating factor for the Board and Budget Committee to carefully monitor expenses in FY23.

Because ACRL works to stay above the mandated operating reserve while still investing strategically in member programs and services, it will cease transfers to its long-term investment fund. If the Board and Budget Committee would like to resume these transfers in future years, there is a two-year notification requirement by ALA if ACRL wants to transfer more than \$50,000 to its LTI; transfers below \$49,999 do not require the two-year advance notification. Per the 2005 ACRL Board recommendation, the ACRL budget includes an LTI interest transfer (Project 3200) up to the maximum allowable amount. In FY19, ACRL transferred \$125,000 for FY19 and \$135,000 in FY20 in appreciation from its LTI to its operating budget to support strategic initiatives. Due to the outstanding performance of the virtual ACRL 2021 Conference, ACRL did not take the budgeted LTI interest transfer in FY21. The FY23 budget will include an interest transfer of \$135,000 from the endowment to the operating budget.

Choice FY23 Budget Assumptions

Business Environment

The changing character of Choice is something that has been liberally remarked upon in previous budget assumption documents, but the topic bears briefly revisiting here as so much of our budgeting is based on our evolution as a publishing unit.

Over the past decade the historical core of Choice's publishing program—reviews of new academic monographs—has gradually eroded as the use of reviews in the collection-development process succumbed to the twin forces of technological innovation and the tightening of materials budgets. Indeed, the collection-development function itself no longer occupies the central position it once commanded in many academic libraries. As a result, since 2009, combined circulation of *Choice* magazine and *Choice Reviews* has declined by almost 60%, from 3,500 the year of the Great Recession to 1,525 today, an average (CAGR) of about 7% a year. Latterly, the COVID-19 pandemic has exerted accelerating downward pressure on circulation and revenue. By the end of FY21, *Choice* magazine earned income was off 27% from a year ago; cards, 14%; and *Choice Reviews*, 5%. Compare these, then, to the more typical year-over-year declines of 10%, 7%, and 4% from FY18 to FY19.

The decline in the use of reviews has affected other parts of our business as well. Choice reviews generate two other streams of revenue: in-publication advertising and royalties from the licensing of reviews to publishers, aggregators, and purchasing platforms. These too are under stress. Since fiscal 2013, in-publication revenues—space ads in the magazine and banner ads in the database—have shrunk by 70%, while royalties have declined by a statelier 22%, from \$640K in FY13 to about \$500K in this year's budget.

Recognizing these trends, in recent years we have been vigorously working to create alternate sources of revenue, based not on reviews but on sponsorships of newsletters, podcasts, and webinars and the underwriting of white papers. During the same period that traditional advertising was shrinking by almost three-quarters, these sponsored-content initiatives grew steadily, from a scant \$70K in FY13 to a budgeted \$560K this year. Webinar sponsorships alone have generated gross revenue of over \$1.3MM since the inception of the program in FY13.

The rise in sponsorship revenue is an important indicator of a larger trend at Choice: the development of an audience outside of the collection-development space, an audience eager to consume Choice content in formats and on platforms far removed from reviews. While review-based readership has fallen, we have been amassing a readership of far greater size and diversity around our media-intensive sponsored programs. Consider these engagement figures from the year just finished:

- Choice360 page views: 352,768
- Choice newsletter subscriptions: 19,435

- Unique newsletter subscribers: 7,903
- Webinar registrants: 48,145 (43 webinars)
- Webinar attendees: 24,063
- Webinar screenings on the Choice Media Channel (YouTube): 173,905
- The Authority File podcasts: 15,633 downloads
- White paper downloads: 6,296 (cumulative, 8 reports)

So, as fiscal 2022 gets underway, Choice presents two faces to the outside world: the one, as a publisher of workflow tools supporting the traditional collection-development process; the other, as a producer of a media portfolio engaging an audience of approximately 60,000, roughly five times as large as that for its traditional products. Herein lies our dilemma. Despite the phenomenal success of our media program (a success admittedly contingent upon the business plans of our advertisers and sponsors), the former remains the mainstay of our business, bringing in \$1.7MM, or 76% of budgeted FY22 unit revenues. The sponsored-content/media portion of the business will generate only 24% of that, some \$525K.

PROQUEST: Leaving aside these broader market trends, perhaps no single factor has the potential to influence budget planning for FY23 and beyond as much as the impending \$5.5B (!) acquisition of ProQuest by Clarivate. ProQuest is a major contributor to all three revenue streams at Choice: subscriptions, through their co-publication of *Resources for College Libraries*; royalties, through four separate agreements for the licensing of our content on ProQuest platforms; and advertising, for their robust participation in our webinar program. (In FY21, ProQuest sponsored thirteen webcasts, 30% of our total program.) Over the past three years, revenue from these sources has averaged almost \$600K a year, about 24% of our total annual revenue.

With so much of our business in thrall to a third party, any changes in the ownership of that party have the potential to have a serious impact on revenues. It is far too early to know in what direction the acquisition will take ProQuest. Clarivate is heavily invested in the sciences, with research and scientific publishers as major players in its ecosystem. ProQuest's business is squarely directed toward academic libraries. Will the "merger" strengthen both vectors or deflect one in favor of the other? Will a singular strategic focus and the anticipated \$100MM in cost synergies drive the removal of properties deemed "non-core"? What impact will the acquisition have on ProQuest's major competitor, EBSCO, with whom we enjoy a lesser but still important business relationship? Facing the enormous concentration of discovery and workflow tools represented by the deal, and its implications for further consolidation of the content and enterprise software industries, EBSCO might well be looking for a strategic buyer itself. Way too soon to tell, although each of these issues has the potential to disrupt Choice. (A useful first take on the acquisition can be found in Roger Schonfeld's comments in *The Scholarly Kitchen* (<https://scholarlykitchen.sspnet.org/2021/05/18/clarivate-to-acquire-proquest/>)).

The timing of the acquisition is also an issue. As of this writing, the deal is still under *pro forma* review at the FTC, which will probably delay the close until at least the end of the calendar year (<https://www.publishersweekly.com/pw/by-topic/industry-news/industry-deals/article/87120-clarivate-purchase-of-proquest-extended.html>). Even then, a wholesale pivot in business strategy or significant changes to organizational structures at the unit level are unlikely to be implemented during the remainder of our fiscal year, and obviously, in the midst of a \$5.5B acquisition, the vicissitudes of a \$600K relationship with a small library publisher will not be on anyone's radar, at least at first. But given our level of dependence upon ProQuest, we will be watching carefully throughout the next twelve months for clues as to changes in their plans.

* * *

Given these environmental factors, below please find a discussion of major revenue and expense assumptions for FY23.

Strategic Realignment

In response to the problems in our traditional business, Choice is now pursuing a strategic realignment of its publishing program, the goal of which is to reduce our dependence upon reviews and to allocate greater resources to the creation of new, more timely and important content. This new content will consist of a congeries of articles, blogposts, topical newsletters, webinars, and podcasts organized around *topics*, or, as we like to say, distributed among “content verticals.” The content will be made available on Choice360, will be largely supported by corporate underwriting, and will be directed toward a broad readership consisting of library professionals, scholars, instructors, and researchers—in short, the entire academic library community.

The undertaking is more than simply a plan. March of 2021 saw the launch of the first of these content verticals, Toward Inclusive Excellence™ (TIE, <https://www.choice360.org/toward-inclusive-excellence/>). Under the general editorship of Alexia Hudson-Ward, Associate Director for Research and Learning at the MIT libraries, the program explores issues of equity, diversity, and inclusion, particularly, though not exclusively, as they affect the academic library community. As of mid-October, we have published thirty blog posts on such disparate topics as trans-inclusion in DEIA, medical experimentation on people of color, and critical race theory. In addition to this, we have hosted interviews with Martha Jones on the history of banned books in the United States and with Steven S. Jones on his *A Letter to My White Friends and Colleagues*. Earlier in the summer, Hudson-Ward joined a panel of her colleagues in the first TIE webinar, a discussion of equitable staffing models in the post-pandemic landscape.

Budgeting for this and future programs currently under discussion is now grouped under a new budget project, 3919, with underwriting revenues charged to Advertising (line 4143) and expenses (editor and contributor honoraria) to Professional Services (line 5110). See below s.v., Choice360 for more information.

Subscription Products

NATIVE CHOICE PRODUCTS: Yet despite tectonic shifts in our business environment, our native subscription products, reviews of new academic monographs, continue to form the core of our publishing program, providing over a million dollars annually in subscription revenue. During FY21 year-over-year cash receipts fell 29%, 33%, and 10% for the magazine, cards, and database, respectively, provoked in part by cuts to library budgets in the wake of the COVID-19 pandemic. Of course, these declines are not fully reflected in the performance reports, as the finances of any subscription business are governed by the rules of accrual accounting, in which revenues are recognized (“earned”) when a good or service is delivered rather than when cash is received from the subscriber. For accounting purposes, our subscription revenues are recognized in one-month increments over the term of a twelve-month subscription. The result is to effectively “buffer” even a sudden downturn in renewals, as revenue continues to be recognized at a constant rate (1/12th) for subscriptions acquired prior to the downturn. But of course, a sharp year-over-year fall in cash such as we saw in fiscal 2021 will inevitably be reflected in revenue performance further down the road, as the earned income figures in the Business Environment section above attest, and thus is a critical factor in our assumptions around the FY23 budget.

Far and away the majority of our subscriptions come from one subscription agent, EBSCO, which brings us a large number of batched subscriptions in November and December of each year and hence a large infusion of cash. Typically, these account for between 30% and 33% of total annual cash received for *Choice Reviews* and some 55% to 60% of *Choice* magazine subscriptions. So it is the November and December cash receipts that will provide us with our first real look at subscription revenues over the next year or so. From these we will be able to make a more informed judgment about calendar 2022, as renewal rates are a reliable indicator of future revenue.

For its part, our *Reviews on Cards* continues to generate high-margin income despite its admittedly anachronistic format. That said, *Card* subscriptions have not been immune to the historical trend. Circulation was down 22% in FY21, and we expect continued declines of this magnitude in FY23.

RESOURCES FOR COLLEGE LIBRARIES: Subscription revenue from *Resources for College Libraries* arrives quarterly as a percentage (30%) of sales made by our partners at ProQuest, and since we are effectively the “author,” not the publisher, of the work, *that* revenue is considered earned when we receive it. But as the putative “author,” we have little visibility, and even less influence, over RCL sales, which are handled by a dedicated sales force at ProQuest. For FY21, the *Choice* portion of subscription revenues fell to an estimated \$110K, attesting to the fact that declines in subscription revenue are not unique to *Choice*.

Writing in October of 2021, we await the possibility that RCL sales will rebound this year with the relaunch of ProQuest’s Bowker Book Analysis System (BBAS), in which RCL data plays a major role and

for which we receive the standard revenue share of 30%. If it does, that growth will be reflected in the FY23 budget.

CCADVISOR: Launched in September of 2017, *ccAdvisor* was our attempt to enlarge our readership base by publishing high-quality, peer-reviewed reviews of digital resources, and to do so on a scale and with a depth of coverage not possible in the format of *Choice*. For this we partnered with The Charleston Company, the highly respected publisher of *The Charleston Advisor* in print, in the shared conviction that the creation of a companion digital product, built on the infrastructure of *Choice Reviews* and offering all the benefits of a continuously updated database, would lead to a migration of print subscribers and overall growth in both circulation and revenue. Under our agreement, *Choice* and The Charleston Company share both revenue and expenses equally.

Now, after four years of publication, it has become clear that the anticipated growth in circulation has not—and will not—take place, nor have advertising revenues performed at projected levels. Even the outsourcing of the sales effort to the large and highly professional sales team at EBSCO three years ago failed to yield significant new business. Overall, 85% of CCA revenues derive from a single consortial subscription with the Center for Research Libraries. As a result, and following discussions with The Charleston Company, as of October of this year we are no longer accepting new or renewal subscriptions for *ccAdvisor*. The existing subscriptions, all but one of which expire by the conclusion of FY22, will continue to be supported through the end of the fiscal, after which the site will be depreciated. The fiscal 2023 budget, therefore, will contain no revenue or expenses for this product line, and any remaining undepreciated capital expenses will be written down.

Third-party Licenses

Our licenses with the major platform providers and aggregators provide us with a fairly reliable stream of income. In recent years ProQuest, the largest of our licensees, has been regularly reducing the amount it is willing to pay for using *Choice* reviews in *Books in Print* and *Syndetics*, and those losses, along with the loss (\$108K) of the ProQuest Intota license when that product failed in the marketplace, account for the lion's share of the decline in royalty revenue since 2013. We see no losses on that scale from other sources in the near term.

Nonetheless, it is worth pointing out that these assumptions do not include drastic, unanticipated losses in royalty income that might yet result from the COVID-19 pandemic. While COVID has certainly subjected subscription revenues to additional stresses, it would take cancellations on the part of hundreds of libraries to equal the loss of even one major licensee. The probability of this type of sudden, wholesale loss is small and has not been factored in our assumptions for FY23, but it cannot be ruled out entirely.

Advertising and Sponsorships

TRADITIONAL ADVERTISING. We have already noted the precipitous decline we are seeing in traditional advertising, with several publishers openly stating to us that they will no longer produce print advertisements. Advertising in *Choice* magazine, which in FY13 brought in over \$430K (net), fell to an estimated \$128K last year (FY21) and is running at 69% of last year's performance thus far in FY22, well below budget. This trend, and its much smaller analogue in banner advertising in *Choice Reviews*, appears irreversible.

WEBINARS. Now in its ninth year, the Choice/ACRL webinar program is well established and continues to draw large and enthusiastic audiences, with lifetime-to-date registrations approaching 175,000. Early concerns about the limited life-cycle of our program seem premature at best, in part because the professionalism of our productions and the guidance we provide at every step of the process have made our webinars a trusted source of information for librarians and an attractive platform for sponsors, who increasingly look to us for support in approaching the academic library market. No better example of this is ProQuest's (ProQuest again!) decision to have *Choice* produce a special live event, "When You Picture a Scientist, What Do You See?" a panel discussion on advancing diversity and inclusion in STEM, featuring Dr. Jennifer Doudna, biochemist and Nobel Prize-winning co-inventor of CRISPR technology. The event drew 9,079 registrations and 4,674 attendees, brought us \$20,500 in gross revenue, and was deemed so successful that ProQuest has scheduled other such premium events on our platform.

During FY21 gross webinar revenue came to \$299,450 (15% of which was paid to ACRL), and scarcely over a month-and-a-half into FY22 we have booked \$204,500 in contracts through the end of the fiscal year. So, we are forecasting revenues equal to or better than those of FY21 in both FY22 and FY23.

PODCASTS. During this past year Choice media staff hosted and produced 64 episodes of The Authority File, grossing \$36,550 in sponsorships. Thus far in FY22 full-year podcast bookings are already at 85% of budget, so we are confident that we will meet or exceed budget. Since in producing 64 episodes in 52 weeks we are already running at 125% of our once-a-week production schedule, there is little room for further growth with current staffing. For FY23, then, we will again budget \$35,000 as our "baseline" figure.

CHOICE RESEARCH. Our white paper program, more labor- and time-intensive than either webinars or podcasts on a unit basis, is growing more slowly, restrained both by resource issues at Choice and by sponsor participation. The longer sales cycle this project entails, and the scant staff resources available to produce the studies, are serving to limit the number of publications we publish to two a year. For FY23 we will assume two white papers, with gross revenue of \$40,000.

CHOICE CUSTOM PUBLISHING: New this fiscal year is the Choice custom publishing program, a series of sponsored case studies highlighting library solutions to operational problems. The first such study, in which representatives of five academic libraries describe how they implemented service and policy

adjustments in response the COVID-19 pandemic, launched in August, and for FY22 we have budgeted for two more studies at \$10,000 each. Our working assumption is that the program will be a success, and failing evidence to the contrary we shall budget similarly for FY23.

CHOICE360: Central to our planning for the redesigned Choice360.org was the decision to use the site as the platform for publication of our content verticals, effectively making C360 a revenue-generating “product.” Revenue and expenses for the product are captured in project 3919, new to the *Choice* budget in FY22. As discussed above, the content verticals are supported by corporate underwriting, and income from them will thus be recorded here as advertising revenue. Choice360 is budgeted to break even in FY22, with net revenue of \$33,425 (\$23,875 of it from TIE) and \$32,564 in expenses (comprising contributor honoraria, web operations costs, and ALA overhead). As of mid-October we have already booked \$25,300 in advertising revenue in this project, and our operating assumption at this point is that we will budget along equal or better lines for FY23.

Expenses

For payroll, we have assumed no layoffs, no reductions in force, and a continued 2% salary adjustment annually, and we have used pre-furlough salaries as the base. These are best-case assumptions that may not survive the budget-making process. Because of our success in reducing expenses—\$362K in direct spending reductions between FY15 and FY19—payroll now accounts for roughly 65% to 70% of our direct spending. Aside from staffing, then, there are few remaining areas to cut without cutting revenue as well.

For all other direct expenses, we have taken FY22B as the base and subjected it to an annual increase of 3% (meaning a 1% drop in inflation-adjusted wages . . .). This assumption is subject to restatement as we receive further data regarding the anticipated stabilization of inflation rates. ALA overhead has been calculated using the current rate of 13.25% (per the operating agreement, the division rate on publishing revenue is 50% of full rate applied to education and other non-dues revenue). Obviously, an increase in that rate as the result of ongoing discussions at ALA about revising the operating agreement will further burden Choice.

With these points in mind, Choice *pro forma* assumptions regarding the FY23 budget can be found on pages 23-24.

ACRL General Assumptions

LLX22 Note: corrections made between fall 2021 and LLX 2022 are indicated with track changes.

Basic Budget Assumptions

1. All ALA and ACRL fiscal policies will be followed in the development of the budget.
2. The mandated reserve (as set by the ACRL Board, following ALA policy) for ACRL and *CHOICE* will be maintained.
3. Professional development offerings must be operated on a full cost-recovery basis.
4. Non-serial publications must be operated on a full cost-recovery basis.
5. Salaries and benefits for division staff will be equal to or less than 45% of the total operating budget using a 2-year average to match the swings in the operating budget.
6. Total administrative costs for the Division will be equal to or less than 60% of the total operating budget using a 2-year average to match the swings due to the ACRL Conference.
7. New projects that don't generate revenue will be charged to the membership services category.
8. Personnel allocations for salaries, benefits, and other related costs and office services, such as postage, copying, telephone, etc., will continue to be charged to the various programs as a percentage of the time spent on the programs.

Modified accrual accounting

ALA uses accrual accounting, a method which recognizes revenues and expenses at the time the event is held, or product delivered. This method ensures that revenues are on hand for refunds should said event or product not be delivered. However, ACRL has requested that ALA continue to "recognize" the expenses leading up to the conference/event as they occur so that staff can monitor expenses and adjust as needed. Should ALA be able to develop easily obtained reports detailing expenses, ACRL would consider switching to a full accrual system. At this time, however, we are "paying as we go" and earning the revenues only after we deliver the product, e.g., the publication, the conference, etc.

Given that FY22 is a non-conference year, ACRL would expect to generate a negative year-end net. Looking ahead to FY23, due to past investment of ACRL's net asset balance in strategic initiatives, absent significant new revenue streams, the association will need to reduce expenditures substantially, which may result in disruption to member services. The Budget & Finance Committee and staff will closely monitor the deficit budget to ensure that ACRL's net asset balance remains above the mandated operating reserve (i.e., one-quarter of the average of the last four years of expenses).

Revenues

- + Primary sources of revenue will be education (e-learning, institutes, pre-conferences), publications (including advertising and sponsorships), dues and donations.

- + At least \$25,000 will be budgeted for donations to ACRL Friends (pending further discussion by the Board as to the type of campaign to launch for FY23).
- + The Colleagues program has been a strong source of revenue for ACRL programs and special activities in past years. Although fundraising has gotten more difficult, dedicated member leaders continue to exceed expectations in the fundraising for the ACRL Conference. Other programs have been slightly more challenged, e.g., awards, as sponsors continue to look for more engagement with customers in return for their sponsorship. Staff will budget conservatively for donations related to specific projects. (Projects 3206, 3800, 3833, and 3835).
- + An estimated \$135,000 in income from the ACRL long-term investments will be recognized in the draft operations budget (final amount will be derived in consultation with ALA Finance staff to ensure that will be the eligible expected earnings) (Project 3200).

Expenses:

- Travel and communication costs will continue to increase and will be carefully monitored (all projects). Travel and administrative expenses were reduced based on prior year actuals.
- All current staff positions will be included in the budget. As of September 2020, ALA policy does not allow for the majority of vacant positions (possible exceptions: grant-funded, executive directors) to be filled, and if applicable, any vacancies will be a cost savings. Some funds will be budgeted for interns and temporary help.

Assumptions by Strategic Goal

Goals are listed in the order in which they appear in the *ACRL Plan for Excellence*.

Value of Academic Libraries

Goal: Academic libraries demonstrate alignment with and impact on institutional outcomes

Objectives

1. Cultivate research opportunities that communicate the impact of academic and research libraries in the higher education environment.
2. Promote the impact and value of academic and research libraries to the higher education community.
3. Expand professional development opportunities for assessment and advocacy of the contributions towards impact of academic libraries.
4. Support libraries in articulating their role in advancing issues of equity, access, diversity, and inclusion in higher education.

Expenses

- \$1,000 will be budgeted for potential VAL activities in consultation with the chair of the VAL committee. (Project 3703)

Student Learning

Goal: Advance equitable and inclusive pedagogical practices and environments for libraries to support student learning.

Objectives

1. Empower libraries to build sustainable, equitable, inclusive, and responsive information literacy programs.
2. Collaborate with internal and external partners to expand understanding of the impact of information literacy on student learning.

Expenses

- \$1,000 will be budgeted for potential SLILC activities in consultation with the chair of the SLILC committee (Project 3711).
- \$8,400 will be budgeted for maintenance and development of the Information Literacy Sandbox and \$2,400 for web hosting (Project 3711).
- One Immersion Program will be offered in FY23 either as an in-person or virtual program; this has yet to be determined by the Immersion facilitators who are currently discussing the program format. The program will break even or net a small profit. All Immersion programs will be offered on a cost-recovery basis. Because of its proven-track record of drawing a consistent number of participants, registration revenues will be budgeted at 95%. (Project 3830)
- Funds will be budgeted for one Immersion facilitator observer for the non-regional Immersion Programs (Projects 3830).

Research and Scholarly Environment

Goal: The academic and research library workforce accelerates the transition to more open and equitable systems of scholarship.

Objectives

1. Increase the ways ACRL is an advocate and model for more representative and inclusive ways of knowing.
2. Enhance members' capacity to address issues related to scholarly communication, including but not limited to data management, library publishing, open access, and digital scholarship, and power and privilege in knowledge creation systems.
3. Increase ACRL's efforts to influence and advocate for more open and equitable dissemination policies and practices.

Expenses

- \$1,000 will be budgeted for scholarly communication activities in consultation with the chair of the Research and Scholarly Environment Committee. (Project 3702)
- An additional \$29,257 is budgeted to pay the following:
 - \$15,010 for Library Copyright Alliance (\$15,010 shown in Govt. Relations Project 3704)
 - \$6,750 for SPARC dues;

- \$5,000 for Open Access Working Group;
- \$2,000 for OpenCon2022, 1 sponsored scholarship

New Roles and Changing Landscapes

Goal: The academic and research library workforce effectively fosters change in academic libraries and higher education environments.

Objectives:

1. Deepen ACRL's advocacy and support for the full range of the academic library workforce.
2. Equip the academic library workforce to effectively lead, manage, and embrace change, advocate for their communities, and serve as a catalyst for transformational change in higher education.
3. Increase diversity, cultivate equity, and nurture inclusion in the academic library workforce.

Expenses

- \$1,000 will be budgeted as a placeholder for new initiatives to support this goal, with an additional (project 3403).
- \$3,000 budgeted for updates to the Fostering Change Cohort curriculum and publication and potential reoffering (Project 3403).

Equity, Diversity and Inclusion

Revenues

- + \$21,750 in revenues from the ACRL Diversity Alliance will be budgeted. 58 institutions @ \$500. Number of institutions based on 75% of 2021 membership (Project 3402).
- + \$10,000 in partial revenue for subsidized RoadShow (Project 3402).

Expenses

- \$1,000 will be budgeted for potential EDI activities in consultation with the chair of the EDI committee (Project 3402).
- \$1,500 in ongoing costs to support the ACRL Diversity Alliance (Project 3402).
- \$14,000 will be budgeted to support two ALA Spectrum Scholars. The B&F Committee and the Board recommended increasing support from one to two Spectrum Scholars. The Board approved at its 2018 Fall Meeting. (Project 3838).
- Bulk of expenses paid for subsidized RoadShows to HBCU, tribal colleges, and other minority-serving institutions. After a two-year pause, offer ACRL licensed workshops with up to five subsidized versions on a partial cost-recovery model. Delivery to five locations means an estimated direct cost of \$16,750 total: \$9,250 travel = (2 presenters x 5 workshop locations) * (\$450 flight + \$300 hotel (\$200 * 1.5 nights) + \$100 2 days per diem + \$75 ground transportation) and \$7,500 honorarium (\$750 x 2 presenters x 5 locations) (Project 3402).

Enabling programs and services: Member Engagement

The following budget assumptions are presented by enabling programs and services areas so that we continue to think of resource allocation aligned with the strategic plan.

Membership Services

Revenues

- + These are preliminary estimates based on partial FY21 data, and we are still waiting for more up-to-date info from ALA Membership, as well as tactics to grow membership. Membership revenues will be budgeted by first looking at FY21 July actual, the most current membership data available, then adjusted to reflect a small increase in FY22 (a non-conference year) and adjusted for an expected increase in FY23 (a conference year). As FY23 will be a conference year for ACRL, historically membership increases by 1.54%. Therefore, FY23 membership will be budgeted at a total membership of 8,340 paying members (and 8,523 total members). This reflects the 10.3% membership decrease in FY20, projected membership decrease of 6.1% decrease in FY21, and 1% increase in FY22 as ALA simplifies membership categories. ACRL may increase dues slightly in FY23 (if the Board implements an increase based on a possible change to the HEPI index). The initial personal membership dues rate for FY23 will be based on FY22 HEPI. Staff will continue to adjust this recommendation based on the monthly membership reports and quarterly HEPI forecasts.

Expenses

- Membership benefits and support for member services will be strategically reviewed by the Board and Budget and Finance Committee in light of decreasing revenues and absent net asset balance spend down. (Project 3200)
- ACRL will budget \$3,000 to sponsor three ALA Emerging Leaders. (Project 3200).
- Leadership Council catering for Annual Conference split between 3200, 3201, 3250, 3275. Budget based on average of previous years: \$5,000
- Reduced to \$15,000 from \$25,000 for as yet unidentified strategic initiatives will be budgeted. (Project 3200-5350)

Board and Executive Committee

Expenses

- Funds will be budgeted to support a suite for the ACRL President at Annual Conference—typically about \$340/night/5 nights. As ALA sunsets MW and business meetings do not take place in conjunction with the new LibLearnX event, a suite will not be budgeted (Project 3201).
- Funds estimated at \$63,022 will be budgeted for a FY22 Board Strategic Planning and Orientation Session (SPOS). Funds will be budgeted to include senior staff participation in the Strategic Planning Session as well as chairs/ vice-chairs of the four goal-area committees and the EDI Committee (Project 3201).

- Leadership Council catering for Annual Conference split between 3200, 3201, 3250, 3275. Budget based on average of previous years: \$5,000/4 (Project 3201).

Advisory services and consulting

Revenues

- + Consulting will continue to recover costs and yield a modest net of \$7,300. (Project 3203)

Discussion Groups

Expenses

- No funds beyond staff support will be budgeted as discussion groups do not receive a base funding allocation.

Awards

Expenses

- Donations to support awards will be recognized and staff time, administrative fees, and direct expenses will be budgeted to support the awards program. (Project 3206)

Chapters

Expenses

- Per member allocations to ACRL Chapters will be funded at \$1.00 per ACRL member residing in the state or region but budgeted based on historic usage of these funds which is below the maximum funding allowed. As ACRL looks to reduce expenses this area of expense reimbursement merits examination. Less than half of the chapters avail themselves of this funding. (Project 3207)
- Funds will be budgeted to support the ACRL Chapter Speakers Bureau program, which funds ten visits to ACRL chapters by ACRL officers. (Project 3207)
- Because no chapter has ever requested funds under this program since its inception, no funds will be allocated in the FY22 budget to implement the Board's policy to give \$10 to chapters for each new member of ACRL in the chapter's geographic region who joined in the previous fiscal year after chapters document membership campaign activities focused on recruiting to ACRL national. If a chapter did undertake this activity, ACRL could fund this from the net asset balance.

Committees

Expenses

- Committees are allowed up to \$150 each. Based on historical requests, \$600 will be budgeted.
- Leadership Council catering for Annual Conference split between 3200, 3201, 3250, 3275. Budget based on average of previous years: \$5,000/4 Sections and Interest Groups.

Sections

Expenses

- Expenses for sections will be budgeted using the section funding formula in place, a base allocation of \$1,000.00 with an additional \$0.75 per section member over 400 (as of August 31).
- Interest Groups are allowed up to \$150 each. Based on historical requests, \$1,500 will be budgeted.
- Leadership Council catering for Annual Conference split between 3200, 3201, 3250, 3275. Budget based on average of previous years: \$5,000/4

Liaisons to Higher Education Organizations

Expenses

- See Advocacy section.

Special Events

Expenses

- In recent years, the number of ACRL section and interest group special events at conferences has averaged 16 per year. With the reorganized Midwinter Meeting starting in 2021, the average number of events per year may drop to 12 as fewer units meet onsite. (Project 3833)

Government Relations (Project 3704)

Expenses

- \$15,010 for Library Copyright Alliance (\$15,010 shown in Scholarly Communication Project 3702)
- \$4,000 will be budgeted to cover the costs of the officers (or other leaders) attending ALA's Legislative Day in Washington, D.C. (Project 3704).
- \$2,000 for general travel to support legislative and policy advocacy (Project 3704).

Scholarships

Expenses

- Funds for scholarships shall be budgeted as follows, although these amounts may be reduced as the budget gets assembled (Project 3838):
 - ACRL 2023 scholarships @ \$50,000, divided among in-person and virtual attendees and in addition to Friends fund donations supporting conference scholarships
 - 2022 RBMS Conference scholarships @ \$18,000 reduced to \$13,000
 - Immersion Programs @ \$12,000; reduced to \$10,000
 - E-learning scholarships @ \$1,000

- Support for 2 ALA Spectrum Scholars @ \$14,000
- Miscellaneous @ \$3,000; eliminated

Annual Conference Programs

Expenses

- Financial support for ACRL’s ALA Annual Conference programs will be a total of \$7,150. (Project 3835)
- The President’s Program budget will be \$6,500. (Project 3835)
- Funds of \$200 will be budgeted for a front and back flyer that includes the award winners for the ACRL President’s Program. (Project 3835)

Enabling programs and services: Publications

Non-periodical publications

Revenues

- + In FY23, non-periodical publications will be able to recover costs and net a small excess total revenue based on the current list of books in progress and expanding backlist. (Project 3400)
- + ACRL should see continued robust sales and royalties from EBSCO and ProQuest for institutional e-book sales in FY23. (Project 3400)

Expenses

- Expenses will be budgeted higher than in previous years to account for increased costs of warehousing and fulfillment, production, costs of sales, etc. as the new title count and backlist continues to grow. (Project 3400)

Library Statistics (Project 3202)

Revenues

- + FY22 saw the launch of the redesigned ACRL information service Benchmark: Library Metrics and Trends. Net revenue is projected to be \$62,153 and will be budgeted in 3202.

Expenses

- We will budget \$21,000 in depreciation costs and \$21,500 as repayment to PLA to cover ACRL’s share of the rebuild cost in FY21. (Project 3202)

Standards and guidelines (Project 3204)

Revenues

- + Sales of print standards fell off to zero during the pandemic. Anticipate very negligible sales to continue in FY23 as well, unless there is a bigger than anticipated economic rebound and/or

RoadShows move back to an in-person model (RoadShows IUT costs of booklets for programs back to this line).

Expenses

- There should be no, or very limited, printing expenses in FY23 due to current inventory and lack of sales in FY20, FY21, and most likely FY22.

C&RL (Project 3300)

Revenues

- + Online advertising revenues for FY23 are projected to remain at FY22 budget levels. (Project 3300)

Expenses

- Online hosting and labor expenses should remain steady with FY21 actual/ FY22 budget. (Project 3300)

C&RL News (Project 3302)

Overview

- *C&RL News* will become an online-only publication beginning with the January 2022 issue. FY23 will be the first full year that the magazine is not printed.

Revenues

- + Subscriptions: No subscription revenue in FY23 due to transition to online-only model during FY22.
- + Print product ads: No print ad revenue in FY23 due to transition to online-only model during FY22.
- + Online product ads: Revenue from banner ads on the C&RL News website and table of contents alert sponsorships should hold steady at FY22 budget levels.
- + Online ads: Online advertising on which we pay overhead, including eblasts and newsletter sponsorships, are projected to increase from \$90,000 to \$110,000 due to advertisers shifting to digital ads from print along with current FY22 demand.
- + Classified job ad revenues will be budgeted with a significant increase over FY22, back to the levels seen in the years prior to the pandemic. Job advertising recovered much more quickly and strongly than anticipated following the abrupt dive to record lows in 2020, returning to “normal” pre-pandemic levels by the spring of 2021. Job ad sales grew steadily from 2010 through 2017, then declined slightly in 2018 and 2019 as the job market plateaued. ALA JobLIST maintains high awareness in the LIS niche and is a uniquely powerful recruitment tool for the profession. But an uncertain economic environment and policies supporting ALA’s mission and values that restrict the ads JobLIST will publish—restrictions JobLIST’s for-profit competitors

don't have—potentially threaten its future performance. Online job ad revenues and expenses are split with *American Libraries* 50/50 through operation of the ALA JobLIST online career center. (Project 3302)

Expenses

- A small amount of funds will be budgeted to support marketing initiatives for the online career center, ALA JobLIST. (Project 3302)
- \$14,000 will be budgeted to contribute to HRDR for operating costs of the ALA JobLIST Placement Center at ALA MW and AC. (Project 3302)
- \$18,000 will be budgeted for ALA JobLIST's ongoing operating expenses, a monthly fee to the platform provider. (Project 3302)
- There will be no printing or mailing expenses in FY23 due to transition to online-only publishing model during FY22. (Project 3302)
- Online hosting expenses are anticipated to remain steady at FY21 actual/ FY22 budget levels. (Project 3302)

RBM (Project 3303)**Revenues**

- + Subscriptions continue to decline by approximately 20-25% per year with a similar decline anticipated for FY23 over FY21 and FY22. Small annual subscription price increases have been implemented which will partially offset smaller number of subscribers.
- + Print advertising revenue is projected to decline from \$8,000 in FY22 to \$6,000 in FY23 due to long-time advertisers retiring or closing shop. Online advertising revenue is projected to decline from \$1,500 in FY22 to \$1,000 in FY23.

Expenses

- Online hosting expenses will remain at FY21 actual/ FY22 budget levels following the transition to Open Journal Systems in FY17. (Project 3303)
- Increases in printing and postage are anticipated but have the potential to be volatile depending on whether paper shortages and USPS turmoil continue. (Project 3303)
- Page counts should remain at FY22 levels. (Project 3303)

CHOICE

Keeping in mind the points made in the overview section, here are the following *pro forma* assumptions regarding the FY23 budget, subject to change as we go further into FY22. (All percentages are to FY22 budget unless otherwise noted):

CHOICE Revenue

- + *Choice Reviews* subscription revenue will fall by 5%.
- + *Choice* magazine subscription revenue will fall by 20%; *Reviews on Cards*, by 15%
- + Subscriptions to *Resources for College Libraries* will be marginally higher than in FY21, at around \$125,000. RCL licensing will remain at \$10K for the use of RCL content in ProQuest's eBook Central, with an additional \$10K credited to Choice (3902) for OAT matches.
- + *ccAdvisor* will be depreciated at the close of FY22.
- + Advertising net revenues should increase by 2%-3%, with declining magazine advertising offsetting gains in sponsored content:
 - o *Choice* magazine: 120,000
 - o *Choice Reviews*: 35,000
 - o Case studies and white papers: \$60,000
 - o Podcasts: \$40,000
 - o Newsletters and eblasts: \$225,000
 - o Choice360 (including TIE): \$50,000
 - o Webinars: 262,500
- + Royalties from licensing of *Choice Reviews* will remain at or slightly below current levels, to perhaps \$490K.

CHOICE Expenses

- Choice will budget salary, benefits, and overhead according to the directives of ALA Finance.
- All other direct expenses, with the exception of amortization of capitalized expenses, will remain consistent with FY22B, adjusted upward for 3% inflation.

CHOICE Bottom Line

- Revenues will be down approximately 4%.
- Assuming no furloughs, expenses will rise 3%
- For FY22, net revenue may be as high as (-\$290K), requiring a further draw-down from the Choice reserve fund, currently at about \$2.8MM thanks to an infusion of cash from the federal COVID bailout.

Enabling programs and services: Education

ACRL 2023 Conference (Project 3801)

Revenues

- All revenues pertaining to ACRL 2023 will be recognized in March 2023 after the conference is held.

- FY23 is an ACRL Conference year so total ACRL revenues will be approximately \$1.5 million to \$2.0 million dollars more than FY22 total revenues.
- ACRL 2023 is being planned as a hybrid conference with approximately 50-60% of attendees attending in-person and approximately 40-50% participating remotely. We anticipate the total number of paid registrants around 3,000, which is an 8 percent decrease from the average of the past four conferences which was 3,243.
- We will set the F2F and virtual-only registration fees in order to cover expenses and to have a budget with a projected net revenue similar to the FY19 net.
- ACRL 2023 exhibitor revenues will be budgeted with a modest decrease from 2019 (the last in-person ACRL Conference). The number of booths has been dropping since 2013 (327 booths actual 2019, 375 booths actual 2017, 386 booths actual 2015, 398 actual 2013), with a fairly large 48 booth drop from 2017 to 2019.
- ACRL 2023 sponsorship revenues will be budgeted around \$150,000-200,000 which is a 20-40% decrease from the usual \$250,000 goal. We expect fundraising to be challenging as we recover from the pandemic, as well tight budgets and ongoing company mergers.
- Because conference revenues have consistently met or exceeded budget for at least the last ten conferences, 100% of revenues will be recognized.

Expenses

- Staff are taking active steps to find cost-savings and reduce expenses when possible.
- The ACRL 2023 conference budget will include a modest amount of funds for “innovation” and/or new programs/services/accessibility which will enhance the hybrid conference experience.
- Scholarships will be budgeted as a “contra-expense” transfer from ACRL’s scholarship project and/or Friends Fund rather than shown as revenue.

Preconferences and workshops

Revenues

- + Revenues generated from registration fees will cover the costs for one Annual preconference, as the event is budgeted to at least break even. We will budget attendance conservatively to minimize the possibility of having to cancel due to low registration numbers. (Project 3811).
- + The RBMS 62nd Annual Conference will be held in FY22. Revenues and expenses for this program will be set to break even. (Project 3800)

Expenses

- Sections sponsoring conferences (e.g., RBMS) in FY22 may participate in the program to share net revenue with ACRL, which is spent from the fund balance in FY23. (Project 3275 and 3838)

Online learning (Project 3340)

Revenues

- + E-learning webcasts and courses will be developed and offered in FY23. Since FY23 is an ACRL Conference year, we don't anticipate an increase in the number of offerings from FY22 levels. We anticipate total revenues will be even or a little down from FY21 actuals due to the implementation of standardized online learning pricing being implemented across ALA . (Project 3340)
- + ACRL and CHOICE will split revenues and expenses (15/85%) for the ACRL/CHOICE sponsored webinars and will budget approximately 30 of them in FY21.
- + ACRL will continue to offer group registration discounts for e-Learning webcasts and special pricing for webcast series. (Project 3340)

Expenses

- ACRL will continue to provide two complimentary e-Learning webcasts to ACRL chapters per fiscal year.

Licensed workshops (Project 3341)

Revenues

- We expect to resume licensing of full-day in-person workshops to institutions, chapters, and consortia upon request, though at reduced numbers from FY20. Seven available workshops will cover these topics: the Standards for Libraries in Higher Education, Scholarly Communication, Assessment, Open Educational Resources and Affordability, Research Data Management, the Framework for Information Literacy for Higher Education, and the Scholarship of Teaching and Learning. These programs will be offered on a cost-recovery basis and should generate a modest net. (Project 3341)
- ACRL will continue to offer virtual “Off-RoadShow” offerings based on the current workshop topics, developed in FY21/FY22. We project this to be a popular option for institutions and organizations unable to host an in-person workshop and to generate a modest net, making up for the reduced number of in-person workshops. (Project 3341)
- \$10,000 in partial revenue for subsidized RoadShows to HBCU, tribal colleges, and other minority-serving institutions shown in the EDI section.

Expenses

- ACRL will continue to cover travel costs for new presenters to shadow workshops. With the expectation that ACRL will develop at least one new workshop and hire new presenters in FY23, ACRL will budget for 3 new presenters to shadow one workshop each in FY22.

- \$15,000 to support curriculum development of new workshops and curriculum refreshes of existing workshops, up from a reduced \$7,500 in FY22 but below pre-pandemic budget of \$20,000/year.
- Subsidized RoadShows to HBCU, tribal colleges, and other minority-serving institutions shown in EDI section.

Enabling programs and services: Advocacy

Strengthening partnerships with other organizations (Project 3501)

Expenses

- \$15,000 will be budgeted to support the work of ACRL's External Liaisons Committee (formerly Liaison Coordinating Committee) through its grants working group. (Project 3501).
- ACRL will continue organizational support Project COUNTER, CHEMA, EDUCAUSE (dropped EDUCAUSE Dues from draft budget saving \$2,000), FTRF, American Council of Learned Societies, National Humanities Alliance, and CNI. (Project 3501)
- Modest funding to support additional visits (as opportunities arise) to higher education organization conferences and meetings and those of information –related organizations will be included in the budget. (Project 3501)

Communication on major issues and trends in libraries and Higher Education

Expenses

- Continue membership in Library Copyright Alliance at direct cost of \$30,020 plus staff time. (Projects 3702 and 3704)
- Funds will be budgeted to support ACRL's advocacy efforts to influence legislative and public policy. (Projects 3702 and 3704)
- The full Board will participate in a virtual spring meeting but \$4,000 will be budgeted to cover the costs of the officers (or other leaders) attending ALA's Legislative Day in Washington, D.C. (Project 3704)

Project Outcome (Project 3712)

Revenue

- + Project Outcome offers fee-based group accounts for consortia that may bring in revenue. Fees range from \$600 to \$5000 per group, depending on the number of institutions. There are likely to be fewer than 2 groups added in a year.
- + Revenue from training workshops will be budgeted at \$1750.
- + Revenue for sponsored webinars will be budgeted at \$5,000 (\$2,500 each for two webinars)
- + Revenue for new options (e.g. training kits, external partnerships, toolkit "resale")

Expenses

- \$60,550 will be budgeted for monthly web maintenance costs for the ACRL Project Outcome toolkit. This includes \$250/month for Amazon Web Services, \$50 for Civilized Discourse Construction Kit, and \$225/month for Digital Divide Data Ventures. Community Attributes is paid monthly for maintenance and ad hoc troubleshooting (estimated at \$3000/month).
- ACRL staff time of at least 15 hours/week to: provide customer service and technical support for Project Outcome users, act as staff liaison to the Project Outcome for Academic Libraries Editorial Board and organize new online learning opportunities.

Operations

Operational activities relevant to the quality of ACRL's strategic and enabling programs and services are reported below.

Staff and office

Expenses—ACRL

- ACRL's staff budget will include full staffing at FY22 level.
- \$2,500 will be budgeted for temporary staff as needed. (Project 0000)
- Staffing costs for existing staff will be budgeted as directed by ALA Finance. (Project 0000)
- Costs to provide professional development opportunities for staff will be budgeted. Budgeted funds for professional development and membership, business meetings, and general operational costs reduced.
- Removed Association of Fundraising Professionals (AFP) membership \$370.

Expenses—CHOICE

- See *Choice* expenses.

ALA Relationship

Overhead—ACRL

- ACRL's general overhead payment to ALA will be budgeted at FY22 levels as policy requires, currently estimated at about \$464,132 (FY21 final actual).

Overhead—CHOICE

- CHOICE's general overhead payment to ALA will be budgeted at approximately \$297,654 in FY23, based on FY22 budgeted OH.

[illegible]

Dear colleagues,

Below are the Executive Board updates from May and April meetings. We are just shy of one month before our June meetings. In June, we will be preparing the next preliminary or draft FY23 budget. Please let me know if you have any questions. In addition, the Operating Agreement Work Group is focused on wrapping up their work regarding how we update how we work as a unified association to achieve our mission.

I hope you are attending the Annual Conference either in-person or virtually. Please take care of yourselves and loved ones as we navigate the health and social justice issues of our society.

Maggie Farrell
ALA Treasurer and Executive Board Liaison

Key highlights from the [May 17, 2022](#) Executive Board conference call:

- **ALA Treasurer and Operating Agreement Working Group Update**
 - ALA Treasurer reported that they are currently working on the upcoming June financial meetings which will consist of a FY22 update, results of LLX, FY23 budget planning and details of contributed revenue. A second iteration of the FY23 budget will be reviewed in June, the goal is to achieve a surplus.
 - Co-chairs of the Operating Agreement Working Group are meeting with Divisions and Round Tables leadership. There is support in updating the policy in removing the overhead, but there are questions around the budget process to fund member value services.
 - EB Member Neal noted the concern from the PLA Board about the long-term investment allocation at 5% which has been allowable in the operating budget or back to endowment, but for FY23, divisions were told to put into the operating budget. Treasurer Farrell and EB Neal will connect about this.
- **ALA Branding Work Group Update**
 - President-elect Pelayo-Lozada noted that ALA's consultant, Mission Partners, are narrowing down options to replace Libraries Transform campaigns. They will do targeted listening sessions in order to refine prior to presenting to the Board for approval. Past President Jefferson noted this endeavor can be a game changer for the association.
- **Unite Against Book Bans Update**
 - 25+ national partners joined ALA in *Unite against Book Bans* campaign and there has been good coverage in the media. The campaign was well received at the recent American Writers Festival.
- **ALA Annual Conference Update**
 - Paid registration at 5,775, \$1.9 million, reflecting 70% to revenue registration target
 - 400+ digital experience registrations
 - \$2.18 million exhibitor revenue
 - Averaging 300 registrants per week, which should get us to our registration target
 - The scheduling feature should be available in the next few days and the mobile app will be live by June 9.
- **Board Member Onboarding Plans**
 - Governance Director Reyes shared the schedule for the New Board Member orientation, which will continue virtually again this spring. This will occur in four

sessions over the next few weeks: 1. Finance; 2. Legal & Association overview; 3. Division Overview; and 4. Board Engagement and Outreach & Professional Development and Education. Continuing Board members are also welcomed to attend, otherwise this is a closed session.

- There will also be future orientation and onboarding opportunities throughout the summer and fall.
- **Draft Council Agendas for June**
 - Director Reyes shared and outlined draft Council agendas for Annual Conference in June, which reflect committee action items and/or requests to speak. The agendas are subject to changes as further committee updates or resolutions arise.
 - President Wong asked any other requests or suggestions be sent to Director Reyes, copying President Wong and Council Secretariat Burgess.
- **Emerging Issues**
 - President-elect Pelayo-Lozada reminded Board Members to share any requests regarding 2022-23 liaison assignment with her by the end of week.

Key highlights from the **April 19, 2022** Executive Board conference call:

- **Preparation for Board Onboarding Strategies Discussion, *Board members***
 - President-elect Lessa Pelayo-Lozada emphasized the importance of onboarding new Board members and opened discussion on how to improve the experience and possible agenda items.
 - Action: President Wong and President-elect Pelayo-Lozada will work with the Executive/Governance Office to begin facilitating board onboarding.
- **ALA Annual Conference Board Event Schedule**
 - The board reviewed their schedule and the meeting agenda during Annual Conference in June 2022. Please send any updates to sreyes@ala.org
- **ALA Hybrid Meeting Rules**
 - The hybrid Council meeting rules were presented and reviewed, noting particularly that chat and the raised hand function will be disabled and the Zoom Q&A function will be used for addressing the floor. Clarity around virtual registration, voting technology needs, and attendance in advance of each Council meeting were noted. The board indicated the importance in sharing these rules well in advance of the Council meeting.
- **Emerging Issues**
 - In honor of Satia M. Orange a scholarship endowment will be established. The goal of the Satia Marshall Orange Spectrum Scholarship Endowment Fund is to raise \$57,000 to fund two scholars.

Board Approved Action	ALA Office	Responsible Person
ALA Executive Board votes to approve the hybrid Council Meeting Rules for the Annual Conference in June 2022.	Governance Office	Sheryl Reyes

The ALA Executive Board adjourned into closed session.

Key highlights from the [April 8-10, 2022](#) Spring Executive Board meetings:

- **Membership Dues Adjustment & Discussion, EBD #12.31**
 - Membership growth and recovery are slow, but ALA still has ambitious targets and is committed to membership growth as outlined in the pivot plan
 - An update on the dissolution of ASGCLA and a Board concern regarding available accessibility resources. Staff outreach will continue and a future hire of an Accessibility Officer to help build these efforts in ALA.
- **ALA Branding Working Group Update / Communication & Marketing Office (CMO) Report EBD #12.30**
 - Working hypothesis is that library users and self-identified library lovers would be interested in a relationship with ALA. The subcommittee selected Mission Partners as the firm to help with the discovery and feasibility.
 - Success of the campaign would amplify our message, increase engagement, and raise money for our libraries. This campaign is meant to take the place of “Libraries Transform”. Final recommendations will come in June.
 - CMO highlighted National Library week efforts
- **Information Technology Report, EBD #12.32**
 - Provided FY22 and FY23 IT staff project updates
 - Currently, IT has 5 staff members, with some consultant support. HR has indicated that hiring more IT staff, including the CIO position, is a priority. Chair Seymour is on the search committee for that position. The goal is to fill 8-9 positions by FY23.
 - Work around ITAC reporting and effectiveness will be visited by the incoming 2022-23 committee.
 - The request for more information and committee efforts around the website redesign was discussed.
- **Publishing & Media Report EBD #12.30**
 - Highlighted FY22 first quarter results, goals, trends and opportunities in publishing, and the work of the Publishing Committee. The Board requested a demo of the new CE system at a future meeting.
 - *American Libraries* is 17% above its budgeted revenue, mainly due to JobList. February hit a high mark of \$118,826, the most in the history of JobList
 - BookList signed an agreement with Zinio to host the digital magazines on Overdrive, Scribd, Amazon and other services.
 - Pushing high demand titles to more of the niche groups in responses to needs by the book bans and intellectual freedom resources
 - Publishing Committee is revising the charge and rethinking composition/work of committee
- **Public Policy and Advocacy Office (PPA) Report, EBD #12.30**
 - As of March of 2022, 105,000 student loan borrowers identified for \$6.4 billion in forgiveness under the limited Public Service Loan Forgiveness waiver which is set to expire October 31. COL will continue our work with the PSLF coalition and remain active on the issue of student debt forgiveness
 - Institute of Museum and Library Services (IMLS) got an \$11 million increase, but the Library Services Technology Act (LSTA) support did not increase and remained at \$197.4 million

- WIOA reauthorization (Workforce Innovation and Opportunity Act of 2022) introduced in March. The reauthorization bill builds on work that ALA did to include libraries in the 2014 WIOA Act
 - ALA is a founding partner in the Airwaves for Equity Coalition which was publicly launched in February. The New America Foundation is leading the coalition and other partners include the schools, health and libraries broadband coalition (SHLB.) It also includes Consumer Reports, Commonsense and the Benton Institute for Broadband Society
- **Transforming ALA Governance (TAG) Update, EBD #10.10**
 - TAG's proposals consist of three action items: (1) Size and composition of the Council and Executive Board (2) Creation of the TAP mechanism for getting member feedback (3) Establishing an agenda committee
 - Gathering input from Council via information/feedback sessions in March-May 2022. Board feedback was shared on the agenda planning committee, effectiveness, and sharing resolutions to the appropriate committees well in advance.
- **Conference Services Report & Discussion, EBD #12.30**
 - Annual Conference
 - In February, registration, marketing and promotion for the Annual Conference launched.
 - There will be a digital experience option for those who are unable to participate in person, with access to a curated selection of live main stage and educational sessions.
 - Current revenue at 60% to the overall goal. The attendance goal is 7,000 which includes virtual attendance.
 - LibLearnX
 - The Conference Committee is reviewing the attendee survey.
 - 2023 is planned for in person in New Orleans. Considering governance correlation. Constitution & Bylaws and Policy Monitoring Committees have expressed concern on how to revise and include this versus Midwinter currently in policy and bylaws.
- **Office for Diversity, Literacy and Outreach Services (ODLOS) Report, EBD #12.30**
 - Unit goal is to strengthen the value proposition of ALA as a leading provider for CE on EDI. ODLOS is connecting folks to our EDI Speakers Bureau, which is like a clearing house for EDI experts
 - First ever Disability Inclusion Institute happening May 3-4 & 24-25. This is an opportunity for all ALA staff and additional constituents to participate in this two-day, six-hour training facilitated by our consultant, Access Living, which is a disability led and run organization.
- **Executive Committee Report**
 - ALA moved to platinum status on April 5 on Guidestar, placing ALA among the top 1% of nonprofits registered with Guidestar in terms of transparency and governance
 - Plans to create a task force that would focus on election and campaign clarifications
 - For the 150th anniversary, there will be interviews of past presidents to help capture ALA's history
- **ALA Division Updates**, please click here to see [PowerPoints](#).
- **Executive Director Report, EBD #12.30**
 - The newest impact stream, Data, Research and Design (DRD) is housed in the Center for the Future of Libraries with two fellows funded by Mellon grant funds

- The Continuing Education unit formed officially at the beginning of FY22 in order to coordinate CE at ALA-wide level and to provide a synergy in new product development and standardization. Built a new ALA CE website with all of ALA's content in one place where it is marketed, cataloged and executed. Response to the site is very positive, internally and externally
 - The work of the Development office includes processing donations and support of fund-raising efforts for ALL units, as well as to foster internal and external relationships, and to create a culture of philanthropy. Contributed income goal this year of \$3,085,000, and currently at \$2,164,000 or about 70% of our goal. The plan is to begin recruiting a Director of Institutional Advancement at the end of FY23
- **Equity, Diversity, Inclusion & Social Justice (EDISJ) Updates**
 - Budgeting and pivot plan include EDISJ, and new data and research practices will include EDI through the work of the new fellows.
 - Committee on Accreditation is including EDISJ into the LIS-wide survey. The survey is broken out into open comment form for feedback on revisions of the 2015 standard, as well as reflecting that EDI is built into the revision as an improvement.
- **Operating Agreement Workgroup (OAWG) Discussion, EBD #10.9**
 - Sought board feedback on the OAWG proposal to remove the overhead rate from Divisions. This will not eliminate the revenue, but rather it will be an internal overhead accounting exchange at about \$2 million for divisions. Overhead pays for central services like HR and IT, and supports member value services, such as OIF and PPA.
 - Division feedback via PBA and other means seems to indicate an interest in moving this forward. The change would be implemented in FY24, and OAWG will likely recommend another group look at the actual implementation steps. The Board agreed that a more tangible outline from staff on what would be required to implement would be beneficial, or possibly a mock budget process for the upcoming year.
- **Budget Analysis Review Committee (BARC) and Finance & Audit Report, EBD #3.23**
 - Discussed transforming ALA governance (TAG) task force. There are some concerns with the financial implications of proposals, and BARC will reach out to meet with TAG prior to Annual Conference.
 - Two actions: approved the annual increase in personal member dues for FY23 in alignment of three-year average of the national CPI of 3.6% and approved preliminary FY23 budget
 - Also discussed BARC liaison program and connecting with Divisions EDs about the impact of BARC liaison
 - In 2017, the Board approved a strategic investment plan for three years, and BARC and F&A will update member about the outcomes of this investment at Annual Conference
- **Budget Update**
 - FY2022 Q1 Financial Results, EBD 3.20
 - Strong financial position, not only the statement of activities but also the statement of financial positions
 - Revenue totals \$11.6 million, with the general fund contributing 63% of that total, divisions at 24%, grants at 8%, long-term investment at 4%, and round tables at 1%

- Balance sheet also improved, with loan balances significantly decreased due to forgiveness of the PPP loans
- FY2023 Preliminary Budget & Annual Estimates of Income
 - Assumptions:
 - 2% salary increase
 - no furlough days for staff
 - overhead will remain the same at 26.5%
 - continued freeze of net asset balance transfers to endowment
 - contingency amount
 - Gap between expenses and revenues was initially \$4 million, with no restrictions and no constraints. Employed the strategies to address the gap.
- **Endowment Trustee Report, EBD 13.2**
 - Book and Market value has been decreasing. Market value at \$63 million and book value at \$12 million
 - Two trustees have indicated interest in reappointment, which will be presented to F&A and Board for approval
 - Meeting in person on May 23 & 24 in Chicago at ALA headquarters
- **Executive Board Liaison Update & Emerging Issues**
 - The Joint Conference of Librarians of Color (JCLC) conference registration should be opening soon for October 5-9 in Saint Pete's Beach, Florida. Please consider donating to the conference, and merchandise will be available for purchase.
 - The Rural, Native and Tribal Libraries of All Kinds committee is reassessing its charge and the needs of the populations it serves.
 - Our Annual Conference exhibits are now the largest aggregation of publishers and vendors promoting literature in the country. There might be a possibility for a post-conference public exhibits event that looks more like the Frankfurt Book Fair or Guadalajara Book Fair. Board members discussed the possibility, noting there is strong potential for this, which could be financially sustaining for ALA.
 - Clarification around Annual Conference registration/attendance projections is requested. Additional efforts will be made to be clear and communicative regarding conferences.

Board Approved Action	ALA Office	Responsible Person
ALA Executive Board votes to approve the annual increase in personal member dues for FY23 in alignment with the three-year average of the National Consumer Price Index, CPI, of 3.6%.	Membership Office	Melissa Walling
ALA Executive Board votes to approve that commercial posts for paid programs or services are prohibited on the ALA Connect platform, EBD #12.33.1	Membership Office	Melissa Walling

ALA Executive Board votes to approve that job postings are restricted to a singular opt-in community on the ALA Connect platform, EBD #12.33.1	Membership Office	Melissa Walling
ALA Executive Board votes to approve the preliminary FY2023 budget proposal and annual estimates of income of \$113.7 million, as reflected in EBD #3.21-21a	Finance	Dina Tsourdinias
ALA Executive Board approves continuation of the Barnes & Thornburg LLP as ALA's legal counsel, including continuation of Paula Goedert as ALA's lead partner.	Executive Office	Tracie Hall
<p>ALA Executive Board approves to allow councilors and committee members who are attending meetings listed in the scheduler during Annual Conference to register at the early bird rate for 3 weeks after the announcement of the requirement and then go to regular registration rates.</p> <p>Councilors and committee members who already registered will be honored with the early bird rate.</p>	Governance	Sheryl Reyes

Association of College & Research Libraries
 225 N. Michigan Avenue, Suite 1300
 Chicago, IL 60601
 800-545-2433, ext. 3248
 acrl@ala.org, <http://www.acrl.org>



Memo

To: ACRL Budget and Finance Committee, ACRL Board of Directors

From: Robert J Malone, ACRL Executive Director

Date: June 3, 2022

Re: 2nd Quarter Report (through Jan 2022), FY 2022

The following report details ACRL's performance through January 31, 2022.

As a reminder, ACRL's budget is best considered on a two-year cycle due to the ACRL Conference in odd-numbered years. Expenses for the Conference are spread across two years which, typically, create deficits in even years and surpluses in odd years. Revenues deferred in even years are recognized in odd years upon the conclusion of the ACRL Conference. However, the pandemic has introduced uncertainty for budgeting for the near future.

Executive Summary

ACRL Total	FY22 Q2 Actual	FY22 Q2 Budget	Var.
Revenues	\$725,457	\$697,934	\$27,523
Expenses	\$801,902	\$1,137,553	(\$335,651)
NET	(\$76,445)	(\$439,619)	\$363,174

ACRL's FY22 Q2 performance report from ALA shows a positive net, with revenue \$27,523 better than budgeted (this number will surely change as detailed below) and expenses \$335,651 less than budgeted, a difference of \$363,174. Part of the lower expenses is due to two unfilled staff positions, which have proven difficult to fill and which has put added pressure on staff.

ACRL Revenues

Revenue remains healthy for the second quarter, some \$27,523 (4%) better than budgeted.

C&RL News remains strong, \$78,476 ahead of budget. There are several reasons for this: Online product advertising revenue (vendor e-blasts, newsletter sponsorships, etc.) is better than expected and our share of ALA JobLIST revenue is far ahead of budget due to better-than-expected performance in the LIS job placement market (preliminary figures for Feb, Mar, and Apr also show strong performance). There is one issue of print ad sales revenue in Q2 and then the numbers in this line will decline due to the online-only transition, for which we budgeted.

Membership is down 6%, some \$13,640 less than the budgeted \$224,974 but part of this may be due to delays in reporting. We are some \$35,055 under the FY20 numbers but the decline has slowed and we hope that our in-person meeting in 2023 will boost membership.

Licensed workshop (RoadShow) revenues remain below budget, due mainly to the suspension of in-person RoadShows, but there has been increased activity here and budgeted revenues for RoadShows are spread evenly across the fiscal year, as workshops may be requested at any time and there is not usually a specific timeframe where requests are heaviest. We also expect the virtual Rare Books and Manuscripts Section meeting in June to come in on budget, which is a relief since that meeting required a late pivot from in person to virtual.

Advisory services' revenue \$5,907 below YTD budget is a timing issue. Per projections, revenue for FY22 will exceed budget.

We identified more than \$23,000 in missing revenue for non-serial publications in the performance reports. Once that has been allocated properly, non-serial pubs will be ahead of budget in total revenues through January. Preliminary sales reports and payments from distributors for institutional ebook sales through Q3 indicate that non-serial publications will close the fiscal year at or above budget.

ACRL Expenses

ACRL expenses are 30% below budget.

- Although membership revenue was 6% below budget, expenses were much lower than projected, as decreased membership revenue will conversely have decreased service fees.
- The lack of an in-person meeting at LLX saved over \$13,000 in board expenses alone.
- Expenses for non-periodical publications were approximately 65% under budget, much of which can be attributed to a large inventory adjustment credit in our expenses, which was likely due to accounting correcting overages due to the warehouse move to Chicago Distribution Center.
- ACRL's Budget and Finance Committee Task Force looked at the budget with an EDI lens and made a recommendation in Jan 2022 that ACRL commit some \$150K to EDI efforts across the Association in

FY23. Since EDI is embedded across many organizational activities, we believe that goal will be easily achieved.

ACRL Net revenue

Per the performance reports, ACRL ended January 2022 with a net of (\$76,445), which is 83% better than the budgeted amount of (\$439,619).

ACRL LTIs

ACRL's long-term investments ended in Jan 2022 at \$5,063,130, an amount that will undoubtedly decrease once further reports are received for the quarter. Board and Budget and Finance Committee members will recall that ACRL signed a letter with the Public Library Association -- sent to ALA President Patty Wong in late May -- protesting the fact that ALA mandated that the 5% draw on the 20-quarter average be used as ALA directed, rather than it be used as recommended by ACRL's Budget and Finance Committee, subject to approval by the Board. Division autonomy in the use of LTI funds is outlined in the Operating Agreement and is a part of Budget and Finance's work plan. The recommended revisions to the Operating Agreement will impact how these funds are used.

ACRL Operating Reserves

A total of \$3,291,278 with a mandated reserve of \$841,982. As mentioned above, a revised Operating Agreement will have an effect on the use of these funds.

ALA Pivot Strategy Goals

Looking at ACRL's current performance and plans in relation to ALA priorities, we share a few important data points:

- ALA's five-year financial plan aims to reduce spending on personnel in relation to revenue. ACRL Salaries/benefits must be no more than 45 percent of expenses, and total administrative costs no more than 60 percent of the total operating budget, not including Choice. ACRL's FY23 budgeted salaries are 24% of the average of the last two-years of expenses.
- An ALA tactical goal per the pivot strategy is for 10% contributed revenue. ACRL looks forward to continuing to explore appropriate foundations to approach, with help and guidance from ALA institutional advancement.
- Another ALA tactical goal is 15% market share in FY22. ACRL market penetration has been above 34% for 16 years. We look forward to continuing ACRL's new member onboarding program to increase engagement and retention, in coordination with ALA's new engagement plan.
- We are fortunate to have dedicated members elected or appointed to volunteer in over 1,200 positions across ACRL. With an ACRL membership of 8,515 (as of Dec 2022), the ratio of 1 position for approximately every 7 members means there are many engagement opportunities available. Without the time and energy of member volunteers, ACRL would not be able to accomplish nearly as much for the good of the profession.

ACRL FY22 Q2 Report

ACRL B&F AC22 Doc 7.1

FY22 actuals through January 2022

	FY22	FY22	FY22	FY22	FY22	FY20*	FY20*	FY20*
	Budget	Q2 Budget	Q2 Actual	\$ Variance	% Variance	Q2 Actual	\$ Variance	% Variance
Beginning Reserves								
Reserve Sept. 1: ACRL Operating	\$3,367,723	\$3,367,723	\$3,367,723	\$0	0%	\$3,311,824	\$55,899	2%
Reserve Sept. 1: ACRL LTI	\$5,522,221	\$5,522,221	\$5,209,693	\$0	0%	\$4,954,015	\$568,206	5%
Reserve Sept. 1: CHOICE Operating	\$2,924,245	\$2,924,245	\$2,924,245	\$0	0%	\$2,571,980	\$352,265	14%
Reserve Sept. 1: CHOICE LTI	\$557,493	\$557,493	\$557,493	\$0	0%	\$538,536	\$18,957	4%
Total	\$12,371,681	\$12,371,681	\$12,059,154	\$0	0%	\$11,376,355	\$995,326	6%
Revenues								
Membership								
Dues	\$539,937	\$224,974	\$211,334	(\$13,640)	-6%	\$246,389	(\$35,056)	-14%
Standards, Licensing Fees	\$250	\$104	\$0	(\$104)	-100%	\$159	(\$159)	-100%
Advisory	\$52,000	\$13,000	\$7,093	(\$5,907)	-45%	\$40,325	(\$33,232)	N/A
Awards	\$0	\$0	\$1,200	\$1,200	N/A	\$500	\$700	140%
Special Events	\$15,125	\$2,400	\$0	(\$2,400)	N/A	\$2,500	(\$2,500)	N/A
Equity, Diversity & Inclusion	\$17,500	\$10,000	\$32,000	\$22,000	N/A	\$12,500	\$19,500	156%
Project Outcome	\$6,525	\$2,588	\$450	(\$2,138)	N/A	\$0	\$450	N/A
Subtotal	\$631,337	\$253,065	\$252,076	(\$989)	0%	\$302,373	(\$50,297)	-17%
Publications								
CHOICE	\$2,246,444	\$823,342	\$996,466	\$173,123	21%	\$1,120,610	(\$124,144)	-11%
C&RL	\$19,325	\$7,969	\$14,302	\$6,333	79%	\$9,718	\$4,583	47%
C&RL News	\$460,437	\$196,031	\$274,507	\$78,476	40%	\$236,175	\$38,331	16%
RBM	\$23,756	\$11,791	\$10,055	(\$1,736)	-15%	\$14,585	(\$4,530)	-31%
Nonperiodical Publications	\$266,120	\$119,967	\$100,519	(\$19,447)	-16%	\$133,786	(\$33,266)	-25%
Library Statistics	\$193,036	\$55,677	\$36,116	(\$19,561)	-35%	\$39,215	(\$3,099)	-8%
Subtotal	\$3,209,118	\$1,214,777	\$1,431,965	\$217,188	18%	\$1,554,090	(\$122,125)	-8%
Education								
Institutes & Liscensed Workshops	\$291,850	\$23,750	\$0	(\$23,750)	-100%	\$0	\$0	N/A
ACRL Conference	(\$24,000)	(\$10,000)	\$0	\$10,000	-100%	(\$1,895)	\$1,895	-100%
RBMS Conference	\$240,071	\$0	\$2,500	\$2,500	N/A	\$32,500	(\$30,000)	-92%
Annual Conference & LLX Programs	\$14,000	\$0	\$0	\$0	N/A	\$500	(\$500)	N/A
Web-CE	\$95,623	\$39,684	\$35,381	(\$4,303)	-11%	\$26,629	\$8,752	33%
Subtotal	\$617,544	\$53,434	\$37,881	(\$15,553)	-29%	\$57,734	(\$19,853)	-34%
Special Programs								
Friends of ACRL-Restricted	\$0	\$0	\$11,800	\$11,800	N/A	\$0	\$11,800	N/A
Friends of ACRL-Operating	\$0	\$0	\$0	\$0	N/A	\$0	\$0	N/A
Total Revenues								
Total Revenues ACRL	\$2,211,555	\$697,934	\$725,457	\$27,523	4%	\$793,587	(\$68,130)	-9%
Total Revenues CHOICE	\$2,246,444	\$823,342	\$996,466	\$173,123	21%	\$1,120,610	(\$297,268)	-11%
Total Revenues ACRL & Choice	\$4,457,999	\$1,521,276	\$1,721,922	\$200,646	13%	\$1,914,197	(\$392,921)	-10%

ACRL FY22 Q2 Report

ACRL B&F AC22 Doc 7.1

FY22 actuals through January 2022

	FY22	FY22	FY22	FY22	FY22	FY20*	FY20*	FY20*
	Budget	Q2 Budget	Q2 Actual	\$ Variance	% Variance	Q2 Actual	\$ Variance	% Variance
Expenses								
Membership								
Membership Services	(\$14,040)	\$18,715	\$1,413	(\$17,302)	-92%	\$11,948	(\$10,536)	-88%
Exec. Cttee. & Board	\$176,922	\$24,253	\$5,968	(\$18,285)	-75%	\$58,753	(\$52,785)	-90%
Advisory	\$60,959	\$13,843	\$9,775	(\$4,067)	-29%	\$40,525	(\$30,749)	-76%
Standards Distribution	\$10,593	\$36	(\$37)	(\$73)	-202%	\$68	(\$106)	-154%
Awards	\$32,446	\$0	\$0	\$0	N/A	\$0	\$0	N/A
Chapters	\$22,272	\$1,985	\$100	(\$1,885)	-95%	\$538	(\$438)	-81%
Committees	\$135,661	\$507	\$0	(\$507)	-100%	\$25	(\$25)	N/A
Sections	\$144,470	\$22,889	\$1,183	(\$21,705)	-95%	\$2,681	(\$1,497)	-56%
C&RL Over Revenue	\$0	\$0	\$0	\$0	N/A	\$0	\$0	N/A
C&RL News Over Revenue	\$0	\$0	\$0	\$0	N/A	\$0	\$0	N/A
Liaisons to Higher Ed. Organizations	\$33,454	\$7,146	\$13,783	\$6,637	93%	\$9,145	\$4,638	51%
Special Events	\$22,186	\$5,693	\$0	(\$5,693)	-100%	\$6,736	(\$6,736)	N/A
Information Literacy	\$46,856	\$7,229	\$7,759	\$530	7%	\$9,390	(\$1,631)	-17%
Scholarly Communications	\$85,217	\$17,082	\$6,396	(\$10,686)	-63%	\$49,392	(\$42,997)	-87%
Value of Academic Libraries	\$45,040	\$70	\$0	(\$70)	N/A	\$1,218	(\$1,218)	-100%
Government Relations	\$44,369	\$3,753	\$5,833	\$2,081	55%	\$8,484	(\$2,651)	-31%
Scholarships	\$37,000	\$0	\$5,000	\$5,000	N/A	\$2,500	\$2,500	N/A
Annual Conference Programs	\$37,589	\$0	\$0	\$0	N/A	\$14	(\$14)	N/A
New Roles & Changing Landscapes	\$24,204	\$1,636	\$200	(\$1,436)	-88%	\$3,375	(\$3,175)	N/A
Equity, Diversity & Inclusion	\$43,184	\$2,260	\$658	(\$1,602)	-71%	\$150	(\$2,717)	-81%
Project Outcome	\$97,866	\$26,127	\$35,980	\$9,853	38%	\$47,755	(\$11,775)	-25%
Subtotal	\$1,086,248	\$153,224	\$94,012	(\$59,212)	-39%	\$252,697	(\$158,686)	-63%
Publications								
CHOICE	\$2,456,389	\$1,012,789	\$831,417	(\$181,372)	-18%	\$892,314	(\$60,897)	-7%
C&RL	\$50,438	\$4,846	\$6,174	\$1,328	27%	\$6,969	(\$795)	-11%
C&RL News	\$427,425	\$111,175	\$101,949	(\$9,226)	-8%	\$132,681	(\$30,732)	-23%
RBM	\$21,298	\$7,030	\$7,902	\$872	12%	\$7,419	\$483	7%
Nonperiodical Publications	\$245,601	\$43,884	\$14,456	(\$29,428)	-67%	\$55,802	(\$41,346)	-74%
Library Statistics	\$180,786	\$82,302	\$93,670	\$11,368	14%	\$6,440	\$87,230	1355%
Subtotal	\$3,381,937	\$1,262,026	\$1,055,568	(\$206,457)	-16%	\$1,101,625	(\$46,056)	-4%
Education								
Institutes & Liscensed Workshops	\$285,411	\$17,756	\$2,462	(\$15,294)	-86%	\$972	\$1,490	65%
ACRL Conference	\$290,106	\$73,413	\$6,703	(\$66,710)	-91%	\$28,705	(\$22,001)	-130%
RBMS Conference	\$227,434	(\$19,713)	(\$9,476)	\$10,237	-52%	\$12,819	(\$22,295)	-57%
Web-CE	\$72,070	\$10,324	\$11,222	\$898	9%	\$10,719	\$503	2132%
Subtotal	\$875,021	\$81,780	\$10,912	(\$70,869)	-87%	\$53,215	(\$42,303)	-126%
Special Programs								
Friends of ACRL-Restricted	\$0	\$0	\$11,800	\$11,800	N/A	\$0	\$0	N/A
Friends of ACRL-Operating	\$47,700	\$1,750	\$349	(\$1,401)	-80%	\$794	(\$445)	-56%
Subtotal	\$47,700	\$1,750	\$12,149	\$10,399	594%	\$794	\$11,355	1430%
Unallocated Admin Expenses	\$6,875	\$651,562	\$472,478	(\$179,085)	-27%	\$690,402	(\$217,924)	-32%
Total Expenses								
Total Expenses ACRL	\$2,941,392	\$1,137,553	\$801,902	(\$335,651)	-30%	\$1,206,419	(\$404,517)	-34%
Total Expenses CHOICE	\$2,456,389	\$1,012,789	\$831,417	(\$181,372)	-18%	\$892,314	(\$60,897)	-7%
Total Expenses ACRL & Choice	\$5,397,781	\$2,150,342	\$1,633,319	(\$517,023)	-24%	\$2,098,733	(\$465,414)	-22%

Choice Performance Comments

FY22 Q2

Choice's overall financial performance through January of FY22 remains ahead of budget, with net operating income of \$165,049 on revenues of \$996,465 and expenses of \$831,416. Advertiser interest in sponsored content programs and better than expected performance in subscriptions has helped us exceed revenue projections by \$173K. Through careful management of expenses and some staff retirements in Q1 Choice is \$181K better than budget on spending. We received \$153K in Paycheck Protection Program (PPP) money in FY22. Removing the PPP allocations from our operating budget (putting it "below the line") reveals that Choice is 12K better than budget. Choice fully expects to meet revenue and expense projections for the remainder of FY22.

Jan-22								
CHOICE 404	Budget (Year)	Budget YTD	Actual YTD	Var	% Budget	Prior YTD	Var	% Prior
Beginning Net Assets			2,924,245			2,571,980	352,265	13.70%
TOTAL REVENUES	2,246,444	823,343	996,465	173,122	21.0%	1,120,610	(124,145)	-11.08%
Total Expenses before OH/Taxes	2,142,494	895,144	687,682	207,461	23.2%	802,816	802,816	100.00%
Contribution Margin	103,950	(71,801)	308,783	380,583	-530.1%	317,794	(9,011)	-2.84%
Overhead	297,655	110,879	132,058	(21,179)	-19.1%	83,177	(48,881)	-58.77%
Allocations (575 Main St)	16,240	6,767	11,676	(4,910)	-72.6%	6,321	(5,355)	-84.72%
Tax	0	0	0	0		0	0	
TOTAL EXPENSES	2,456,389	1,012,789	831,416	181,372	17.9%	892,314	60,897	6.82%
Net Revenue/(Expense) from Ops	(209,945)	(189,446)	165,049	354,494	187.1%	228,296	(63,248)	27.70%
PPP allocation (5005)	0	0	(153,043)	(153,043)		322,388	(475,431)	-147.47%
CCA writedown								
Net Revenue/(Expense)	(209,945)	(189,446)	12,006	201,451	-106.3%	550,684	(538,679)	-97.82%
Ending Net Asset Balance			2,936,251	2,936,251	#DIV/0!	3,122,664	(186,413)	-5.97%

SUBSCRIPTIONS

Subscriptions to Choice's print products—*Choice* magazine, and *Reviews on Cards*—are \$33K better than budget while *Choice Reviews* is close to budget. We are no longer accepting renewals for *ccAdvisor* in anticipation of sunseting this product by the end of 2022. *Resources for College Libraries* subscription revenue outperformed budget by \$15K.

ROYALTIES

Licensing (royalty) income is ahead of budget, due to timing. We negotiated a two-year extension of our agreement with ProQuest's ebook platform and we expect to meet our revenue goal of \$455K for FY22.

ADVERTISING AND SPONSORED CONTENT

Choice magazine and *Choice Reviews* advertising revenue track close to budget while sponsored content is behind budget. Overall, advertising revenue, driven by webinars, is \$60K better than budget. This is \$86K less than FY22, but there is still ample time in the year to close this gap.

EXPENSES

On the expense side, we are \$225K better than budget—\$153K of that PPP allocations. Our Outside Services expenses, which includes copy editing, are on budget, but we expect this cost to rise (and payroll to fall) over the course of FY22. Our copy editor retired in December and we plan on relying more on our freelance copy editor for the foreseeable future.

ACRL FY20 and FY21 Financial Narrative

Carolyn Henderson Allen
Budget & Finance Committee Chair

The ACRL Board of Directors, Budget and Finance Committee, the Executive Director, and ACRL staff carefully monitored and reviewed the 2019-2020 and 2020-2021 fiscal years. The two fiscal year budgets are combined in this report due to unforeseen delays affecting the timing of financial closing. The association remains fiscally sound with excellent stewardship and strategic realignments that ensure effective member services, engaging programs, and sustained initiatives. Typically, the ACRL Budget operates on a two-year cycle due to the ACRL Conference, which takes place in odd years, with deficits in even years and surpluses in the odd years. It is important to note that operating processes in academic institutions, associations, and businesses disrupted by furloughs, enrollment declines, and services, resulted in lost revenue globally due to the COVID-19 pandemic. Social justice concerns, lost jobs, and human loss took a toll on everyone, yet ACRL remained steadfast in providing quality services and programs throughout the pandemic. However, because early limitations on in-person gatherings led to severe disruptions, the in-person ACRL 2021 Conference, the RBMS conference, and RoadShows were held virtually; nevertheless, the member committees provided resoundingly excellent conference opportunities and effective programs for members.

The Fiscal Year 2020 performance

In FY 2020, ACRL ended 21% better than anticipated, with over \$190K better than budgeted. *Choice* also had a positive year with nearly \$70K better than budgeted.

The detailed information below explains why ACRL and Choice funding deviated from the norm for FY2020 and FY2021.

ACRL TOTAL	FY20 Actual	FY20 Budget	Variance from Budget	FY18 Actual	Variance FY18 to FY20
Beginning net asset balance	\$3,311,824	\$3,311,824	\$0	\$4,687,947	(\$1,376,123)
Revenues	\$1,639,469	\$2,572,017	(\$932,548)	\$2,691,183	(\$1,051,714)
Expenses	\$2,370,052	\$3,492,645	(\$1,122,594)	\$3,423,870	(\$1,053,818)
NET	(\$730,583)	(\$920,628)	\$190,045	(\$732,687)	\$2,104
Ending net asset balance	\$2,581,241	\$2,391,196	\$190,045	\$3,430,260	(\$849,019)

Choice TOTAL	FY20 Actual	FY20 Budget	Variance from Budget	FY19 Actual	Variance FY19 to FY20
Beginning net asset balance	\$2,571,980	\$2,571,980	\$0	\$2,926,294	(\$354,314)
Revenues	\$2,485,767	\$2,645,629	(\$159,862)	\$2,520,863	(\$35,096)
Expenses	\$2,425,753	\$2,654,850	(\$229,097)	\$2,698,854	(\$273,101)
NET	\$60,014	(\$9,221)	\$69,236	(\$177,991)	\$238,005
Ending net asset balance	\$2,631,994	\$2,562,758	\$69,236	\$3,273,303	(\$641,309)

While ACRL total revenues declined about 36% (-\$932,548) overall, expenses also declined by about 32% (-\$1,122,594). The offsets and income revenue shifts occurred in education (cancellation of the RBMS Conference, licensed workshops), publications, and membership.

ACRL expenses within the same budget categories: approximately 72% (-\$529,888) in meetings and conference expenses, rentals, equipment, facilities, meals, etc. Likewise, transportation declined 68% (-\$95,366), and outside professional services such as bank fees and messenger services were reduced by 44% or (-\$118,199). Furloughs and retirement accounted for about 7% or (-\$117,602).

Choice's total budgeted revenue fell by about \$160,000. However, reductions in expenditures offset the losses and enabled a \$60,014 surplus, thus ending with a net balance of \$2,631,994. Subscription revenue was 5% below budget and about 3.5% below the prior year, realizing \$1,258,734.

Choice Expenses for FY20 dropped by \$207,939 before overhead and taxes amounting to about 9.1% of the budget. However, the overall net revenue was a positive \$60,014.

Details can be found in the supplemental charts.

The Fiscal Year 2021 performance

The FY2021 budget saw a \$786K net increase, about 343% better than the budget with an ending net asset balance of \$ 3,367,722. Expenses \$2,443,625, a reduction of \$1,769,863. These outstanding results are due to the high performance of the staff in the face of complex challenges, including furloughs, as mentioned above. They are to be congratulated for their perseverance and dedication to the association and its members.

ACRL revenue streams supporting education (conferences and workshops dropped 32% or - \$849,611, and publications (including Choice) declined by 1% or \$19,099. Memberships exceeded expectations by 33% at \$615,789. Total revenues for FY21 were 17% lower than budgeted equalling -\$659,817 in revenues below budget.

While membership remained a priority, the Budget and Finance Committee recommended that the Board of Directors rescind the dues increase proposed for FY21 for retired (\$1) and personal

members (\$2) as a symbolic gesture and compassion during the COVID19 pandemic. Membership dues are typically aligned with the Higher Education Price Index, which dropped from 2.5% to 1.9% in 2020. Student membership rates remain at \$5.00 for FY20 & FY21.

ACRL Expenses declined as expected, resulting in a reduction of 42% or \$1,768,863. In-person cancellation expenditures saw education expenses drop by 62% or -\$1,507,075, publications (with Choice) declined 14% or -\$441,112 and membership expenses declined 34% or -\$347,324 (travel, annual conference and other programs).

ACRL TOTAL	FY21 Actual	FY21 Budget	Variance from Budget	FY19 Actual	Variance FY19 to FY21
Beginning net asset balance	\$2,581,390	\$2,581,390	\$0	\$3,430,260	(\$848,870)
Revenues	\$3,229,958	\$3,889,775	(\$659,817)	\$5,115,731	(\$1,885,773)
Expenses	\$2,443,625	\$4,213,488	(\$1,769,863)	\$5,234,168	(\$2,790,543)
NET	\$786,333	(\$323,713)	\$1,110,046	(\$118,437)	\$904,770
Ending net asset balance	\$3,367,722	\$2,257,677	\$1,110,045	\$3,311,823	\$55,900

Choice TOTAL	FY21 Actual	FY21 Budget	Variance from Budget	FY20 Actual	Variance FY20 to FY21
Beginning net asset balance	\$2,587,461	\$2,587,461	\$0	\$2,571,980	\$15,481
Revenues	\$2,327,415	\$2,382,519	(\$55,104)	\$2,435,934	(\$108,519)
Expenses	\$1,990,631	\$2,370,053	(\$379,423)	\$2,420,453	(\$429,822)
NET	\$336,784	\$12,465	\$324,319	\$15,481	\$321,303
Ending net asset balance	\$2,924,244	\$2,599,926	\$324,319	\$2,587,461	\$336,784

Choice completed the year \$324K better than expected, with a net operating income of \$336,784, totaling revenue of \$2,327,415 and expenses of only \$1,990,631. Of note, Choice received \$322,388 in funds from the Paycheck Protection Program, which resulted in a total net asset balance of \$2,924,244.

CHOICE revenues derive from subscriptions, royalties, and sponsored content. Revenues met the allocated budget but fell by 4% from the previous year. Although the goal was met, a consistent decline in subscription revenue of earlier years has led to overall revenue falling \$108,519 below last year. Advertising and sponsored content, however, exceeded budget.

Based on declining trends in the marketplace for print materials, *Choice* and *Choice Reviews* which made up about 88% of the advertising revenue, experienced similar declines. However, with a strategic pivot to support and provide webinars, podcasts, and producing white

papers, “sponsored content” had grown substantially, reaching \$597,000 in FY21 from a start of \$68,000 in FY13.

The 43 Webinar programs presented in FY21 grossed \$282,532 with 48,145 registrations and 24,063 attendees, about a 35% increase over FY20. White Paper sales generated \$48,000 in gross sales, 20% ahead of budget; podcasts, \$36,500, about 22% above budget, and newsletters and eblasts accounted for \$244,000, over 50% ahead of budget.

Advertising and sponsored content accounted for \$778,000, growing by 16% over the prior year.

Subscription revenue, derived from sales of *Choice Reviews*, *Choice Magazine*, *Reviews on Cards*, *Resources for College Libraries*, and *ccAdvisor*, declined substantially. In FY21, revenue was \$1,098,388, 10% below budget and 9% below the previous year.

The Future

Choice will continue to review its portfolio for adding new products and developing new collaborations for growth. The Budget and Finance Committee and the Board of Directors will continue to consider options for any recommended enhanced services and new and improved revenue streams that ensure financial stability.

The Budget and Finance Committee will continue to monitor the ACRL and Choice budgets, making recommendations to the Board of Directors for changes or enhancements.

The Board of Directors will review the Budget and Finance Working Group recommendations to enrich equity, diversity, and inclusion within the association.

Equity, diversity, and inclusion will become embedded in all aspects of the association's work.

The association will continually examine membership growth for successful and sustainable models that support cultural and economic changes.

Thank You

Mark Cummings, editor, and publisher of Choice retired in April 2022. Mark has been a vital contributor to the ACRL Budget and Finance Committee. He gently and eloquently expanded our publishing knowledge and made the many conundrums he faced daily seem easy. His contributions to the library profession have positively impacted thousands of librarians and library staff, and we are grateful for your leadership.

Mark, may you have many happy new beginnings.

	A	B	C	D	E	F	G	H
1		FY20	FY20	\$ Variance	% Variance	FY18*	\$ Variance	% Variance
2		Budget	Actual	From Budget	From Budget	Actual	From 2018	From FY18
3	Beginning Reserves							
4	Reserve Sept. 1: ACRL Operating	\$3,311,824	\$3,311,824	\$0	0%	\$4,687,947	(\$1,376,123)	-29%
5	Reserve Sept. 1: ACRL LTIs	\$4,954,016	\$4,954,016	\$0	0%	\$4,180,025	\$773,991	19%
6	Reserve Sept. 1: CHOICE Operating	\$2,571,980	\$2,571,980	\$0	0%	\$2,926,294	(\$354,314)	-12%
7	Reserve Sept. 1: CHOICE LTI	\$538,536	\$538,536	\$0	0%	\$572,349	(\$33,813)	-6%
8	Total	\$11,376,355	\$11,376,355	\$0	0%	\$12,366,615	(\$990,260)	-8%
9								
10	Revenues							
11								
12	Membership							
13	Dues	\$611,284	\$559,529	(\$51,755)	-8%	\$609,906	(\$50,378)	-8%
14	Standards, Licensing Fees	\$4,000	\$204	(\$3,796)	-95%	\$65,254	(\$65,050)	3188700%
15	Advisory	\$88,500	\$73,975	(\$14,525)	-16%	\$0	\$73,975	N/A
16	Awards	\$16,600	\$13,036	(\$3,564)	-21%	\$17,450	(\$4,414)	-25%
17	Special Events	\$15,125	\$12,300	(\$2,825)	-19%	\$31,282	(\$18,982)	-61%
18	Diversity Alliance & EDI	\$24,000	\$14,000	(\$10,000)	-42%	\$0	\$14,000	N/A
19	Project Outcome	\$0	\$1,500	\$1,500	n/a	\$0	\$1,500	N/A
20	Subtotal	\$759,509	\$674,544	(\$84,965)	-11%	\$723,892	(\$49,348)	-7%
21								
22	Publications							
23	CHOICE	\$2,645,629	\$2,485,767	(\$159,862)	-6%	\$2,520,863	(\$35,096)	-1%
24	C&RL	\$16,200	\$18,981	\$2,781	17%	\$14,758	\$4,223	29%
25	C&RL News	\$564,657	\$464,730	(\$99,927)	-18%	\$569,964	(\$105,233)	-18%
26	RBM	\$27,373	\$27,365	(\$8)	0%	\$22,871	\$4,493	20%
27	Nonperiodical Publications	\$379,380	\$275,831	(\$103,549)	-27%	\$388,475	(\$112,644)	-29%
28	Library Statistics	\$157,809	\$86,561	(\$71,248)	-45%	\$116,797	(\$30,236)	-26%
29	Subtotal	\$3,791,048	\$3,359,235	(\$431,813)	-11%	\$3,633,727	(\$274,492)	-8%
30								
31	Education							
32	Institutes & Liscensed Workshops	365,624	39,305	(326,319)	-89%	\$232,048	(\$192,743)	-83%
33	ACRL Conference	(24,000)	(39,552)	(15,552)	65%	\$36,635	(\$76,187)	-208%
34	Preconferences & RBMS Conference	218,895	7,160	(211,735)	-97%	\$448,527	(\$441,367)	-98%
35	Annual Conference & MW Programs	16,000	500	(15,500)	-97%	\$15,800	(\$15,300)	-97%
36	Web-CE	90,570	84,217	(6,353)	-7%	\$121,416	(\$37,199)	-31%
37	Subtotal	\$667,089	\$91,630	(\$575,459)	-86%	\$854,426	(\$762,796)	-89%
38								
39	Special Programs							
40	Friends of ACRL-Restricted	\$0	\$8,206	\$8,206	n/a	(\$9,737)	\$17,943	184%
41	Friends of ACRL-Operating	\$0	(\$173)	(\$173)	n/a	\$0	(\$173)	N/A
42								
43	Total Revenues							
44	Total Revenues ACRL	\$2,572,017	\$1,639,469	(\$932,548)	-36%	\$2,691,183	(\$1,051,714)	-39%
45	Total Revenues CHOICE	\$2,645,629	\$2,485,767	(\$159,862)	-6%	\$2,520,863	(\$35,096)	-1%
46	Total Revenues ACRL & Choice	\$5,217,646	\$4,125,236	(\$1,092,410)	-21%	\$5,212,046	(\$1,086,810)	-21%
47								

	A	B	C	D	E	F	G	H
1		FY20	FY20	\$ Variance	% Variance	FY18*	\$ Variance	% Variance
2		Budget	Actual	From Budget	From Budget	Actual	From 2018	From FY18
48	Expenses							
49								
50	Membership							
51	Membership Services	-\$45,922	(\$30,473)	\$15,449	-34%	\$200,336	(\$230,809)	-115%
52	Exec. Cttee. & Board	\$223,581	\$190,825	(\$32,756)	-15%	\$212,181	(\$21,355)	-10%
53	Advisory	\$80,276	\$96,548	\$16,273	20%	\$100,632	(\$4,084)	-4%
54	Standards Distribution	\$3,283	\$1,053	(\$2,230)	-68%	\$15,293	(\$14,240)	-93%
55	Awards	\$49,407	\$41,038	(\$8,369)	-17%	\$47,571	(\$6,533)	-14%
56	Chapters	\$31,477	\$17,287	(\$14,190)	-45%	\$27,541	(\$10,254)	-37%
57	Committees	\$156,633	\$137,392	(\$19,241)	-12%	\$153,752	(\$16,360)	-11%
58	Sections	\$130,774	\$130,178	(\$596)	0%	\$128,865	\$1,313	1%
59	C&RL Over Revenue	\$40,746	\$35,603	(\$5,144)	-13%	\$38,594	(\$2,991)	-8%
60	C&RL News Over Revenue	\$21,246	\$47,606	\$26,360	124%	\$0	\$47,606	N/A
61	Liaisons to Higher Ed. Organizations	\$60,773	\$25,803	(\$34,970)	-58%	\$43,951	(\$18,149)	-41%
62	Special Events	\$14,498	\$12,107	(\$2,391)	-16%	\$36,513	(\$24,406)	-67%
63	Information Literacy	\$10,603	\$10,493	(\$110)	-1%	\$37,333	(\$26,840)	-72%
64	Scholarly Communications	\$142,290	\$87,024	(\$55,266)	-39%	\$119,856	(\$32,832)	-27%
65	Value of Academic Libraries	\$101,018	\$31,246	(\$69,772)	-69%	\$167,758	(\$136,513)	-81%
66	Government Relations	\$57,065	\$35,495	(\$21,570)	-38%	\$56,668	(\$21,172)	-37%
67	Scholarships	\$43,000	\$2,500	(\$40,500)	-94%	\$40,845	(\$38,345)	-94%
68	Annual Conference Programs	\$57,550	\$26,389	(\$31,162)	-54%	\$35,012	(\$8,624)	-25%
69	New Roles & Changing Landscapes	\$19,483	\$16,532	(\$2,952)	-15%	\$13,896	\$2,636	19%
70	Diversity Alliance & EDI	\$74,369	\$15,152	(\$59,218)	-80%	\$32,770	(\$17,618)	-54%
71	Project Outcome	\$209,452	\$194,456	(\$14,996)	-7%	\$0	\$194,456	N/A
72	Subtotal	\$1,481,604	\$1,124,254	(\$357,349)	-24%	\$1,509,366	(\$385,111)	-26%
73								
74	Publications							
75	CHOICE	\$2,654,850	\$2,425,753	(\$229,097)	-9%	\$2,698,854	(\$273,101)	-10%
76	C&RL	\$16,200	\$18,981	\$2,781	17%	\$14,758	\$4,223	29%
77	C&RL News	\$564,657	\$464,730	(\$99,927)	-18%	\$487,139	(\$22,408)	-5%
78	RBM	\$16,588	\$22,066	\$5,478	33%	\$21,400	\$666	3%
79	Nonperiodical Publications	\$332,809	\$262,137	(\$70,671)	-21%	\$330,329	(\$68,192)	-21%
80	Library Statistics	\$95,965	\$59,202	(\$36,763)	-38%	\$70,310	(\$11,108)	-16%
81	Subtotal	\$3,681,069	\$3,252,870	(\$428,199)	-12%	\$3,622,790	(\$369,920)	-10%
82								
83	Education							
84	Institutes & Liscensed Workshops	\$346,147	\$92,101	(\$254,047)	-73%	\$222,813	(\$130,712)	-59%
85	ACRL Conference	\$301,759	\$155,844	(\$145,914)	-48%	\$238,096	(\$82,252)	-35%
86	Preconferences & RBMS Conference	\$201,176	\$53,364	(\$147,813)	-73%	\$388,225	(\$334,861)	-86%
87	Web-CE	\$75,779	\$59,841	(\$15,939)	-21%	\$76,078	(\$16,237)	-21%
88	Subtotal	\$924,861	\$361,149	(\$563,712)	-61%	\$925,211	(\$564,062)	-61%
89								
90	Special Programs							
91	Friends of ACRL-Restricted	\$0	\$8,206	\$8,206	N/A	(\$9,737)	\$17,943	184%
92	Friends of ACRL-Operating	\$59,962	\$57,532	(\$2,429)	-4%	\$65,357	(\$7,825)	N/A
93	Subtotal	\$59,962	\$65,738	\$5,777	10%	\$55,620	\$10,118	N/A
94								
95	Total Expenses							
96	Total Expenses ACRL	\$3,492,645	\$2,370,052	(\$1,122,594)	-32%	\$3,423,870	(\$1,053,818)	-31%
97	Total Expenses CHOICE	\$2,654,850	\$2,425,753	(\$229,097)	-9%	\$2,698,854	(\$273,101)	-10%
98	Total Expenses ACRL & Choice	\$6,147,496	\$4,795,806	(\$1,351,690)	-22%	\$6,122,724	(\$1,326,918)	-22%
99								

	A	B	C	D	E	F	G	H	I
1		FY21	FY21	FY21	FY21	FY21	FY19*	FY19	FY19
2		Budget	Q4 Budget	Q4 Actual	\$ Variance	% Variance	Q4 Actual	\$ Variance	% Variance
3	Beginning Reserves								
4	Reserve Sept. 1: ACRL Operating	\$2,581,390	\$2,581,390	\$2,581,390	\$0	0%	\$3,430,260	(\$848,870)	-25%
5	Reserve Sept. 1: ACRL LTI	\$5,523,667	\$5,523,667	\$5,523,667	\$0	0%	\$4,956,786	\$566,881	11%
6	Reserve Sept. 1: CHOICE Operating	\$2,587,461	\$2,587,461	\$2,587,461	\$0	0%	\$2,571,980	\$15,481	1%
7	Reserve Sept. 1: CHOICE LTI	\$557,493	\$557,493	\$557,493	\$0	0%	\$538,536	\$18,957	4%
8	Total	\$11,250,010	\$11,250,010	\$11,250,010	\$0	0%	\$11,497,562	(\$247,551)	-2%
9									
10	Revenues								
11									
12	Membership								
13	Dues	\$354,335	\$354,335	\$521,102	\$166,767	47%	\$598,848	(\$77,746)	-13%
14	Standards, Licensing Fees	\$850	\$850	\$0	(\$850)	-100%	\$48,571	(\$48,571)	-100%
15	Advisory	\$42,500	\$42,500	\$43,000	\$500	1%	\$33,490	\$9,510	28%
16	Awards	\$19,600	\$19,600	\$15,900	(\$3,700)	N/A	\$20,750	(\$4,850)	-23%
17	Special Events	\$15,125	\$15,125	\$3,500	(\$11,625)	-77%	\$34,887	(\$31,387)	-90%
18	Equity, Diversity & Inclusion	\$27,090	\$27,090	\$28,000	\$910	3%	\$29,930	(\$1,930)	-6%
19	Project Outcome	\$2,500	\$2,500	\$4,288	\$1,788	72%	\$37,250	(\$32,963)	N/A
20	Subtotal	\$462,000	\$462,000	\$615,789	\$153,789	33%	\$803,726	(\$187,937)	-23%
21									
22	Publications								
23	CHOICE	\$2,382,519	\$2,382,519	\$2,327,415	(\$55,104)	-2%	\$2,435,934	(\$108,519)	-4%
24	C&RL	\$15,700	\$15,700	\$13,630	(\$2,070)	-13%	\$16,054	(\$2,425)	-15%
25	C&RL News	\$360,932	\$360,932	\$423,458	\$62,526	17%	\$613,958	(\$190,500)	-31%
26	RBM	\$26,907	\$26,907	\$27,460	\$553	2%	\$29,870	(\$2,410)	-8%
27	Nonperiodical Publications	\$262,290	\$262,290	\$251,835	(\$10,455)	-4%	\$338,897	(\$87,062)	-26%
28	Library Statistics	\$120,397	\$120,397	\$105,847	(\$14,550)	-12%	\$123,554	(\$17,706)	-14%
29	Subtotal	\$3,168,745	\$3,168,745	\$3,149,645	(\$19,099)	-1%	\$3,558,268	(\$408,622)	-11%
30									
31	Education								
32	Institutes & Liscensed Workshops	\$295,780	\$295,780	\$30,430	(\$265,350)	-90%	\$299,065	(\$268,635)	-90%
33	ACRL Conference	\$2,067,620	\$2,067,620	\$1,471,283	(\$596,337)	-29%	\$2,549,663	(\$1,078,381)	-42%
34	Preconferences & RBMS Conference	\$185,971	\$185,971	\$193,461	\$7,490	4%	\$223,245	(\$29,784)	-13%
35	Annual Conference & MW Programs	\$16,000	\$16,000	\$600	(\$15,400)	-96%	\$14,000	(\$13,400)	-96%
36	Web-CE	\$76,178	\$76,178	\$96,164	\$19,986	26%	\$103,698	(\$7,534)	-7%
37	Subtotal	\$2,641,549	\$2,641,549	\$1,791,938	(\$849,611)	-32%	\$3,189,671	(\$1,397,734)	-44%
38									
39	Special Programs								
40	Friends of ACRL-Restricted	\$0	\$0	(\$15,670)	(\$15,670)	N/A	\$0	(\$15,670)	N/A
41	Friends of ACRL-Operating	\$0	\$0	\$0	\$0	N/A	\$0	\$0	N/A
42									
43	Total Revenues								
44	Total Revenues ACRL	\$3,889,775	\$3,889,775	\$3,229,958	(\$659,817)	-17%	\$5,115,731	(\$1,885,773)	-37%
45	Total Revenues CHOICE	\$2,382,519	\$2,382,519	\$2,327,415	(\$55,104)	-2%	\$2,435,934	(\$108,519)	-4%
46	Total Revenues ACRL & Choice	\$6,272,294	\$6,272,294	\$5,557,373	(\$714,921)	-11%	\$7,551,665	(\$1,994,293)	-26%
47									

	A	B	C	D	E	F	G	H	I
1		FY21	FY21	FY21	FY21	FY21	FY19*	FY19	FY19
2		Budget	Q4 Budget	Q4 Actual	\$ Variance	% Variance	Q4 Actual	\$ Variance	% Variance
48	Expenses								
49									
50	Membership								
51	Membership Services	\$28,130	\$28,130	\$70,174	\$42,044	149%	\$49,671	\$20,503	41%
52	Exec. Cttee. & Board	\$144,926	\$144,926	\$75,044	(\$69,882)	-48%	\$232,282	(\$157,237)	-68%
53	Advisory	\$52,844	\$52,844	\$51,954	(\$890)	-2%	\$60,706	(\$8,752)	-14%
54	Standards Distribution	\$3,753	\$3,753	\$348	(\$3,405)	-91%	\$8,592	(\$8,244)	-96%
55	Awards	\$48,160	\$48,160	\$37,628	(\$10,532)	-22%	\$48,676	(\$11,048)	-23%
56	Chapters	\$18,897	\$18,897	\$9,357	(\$9,540)	-50%	\$18,636	(\$9,279)	-50%
57	Committees	\$120,872	\$120,872	\$98,431	(\$22,441)	-19%	\$134,130	(\$35,699)	-27%
58	Sections	\$110,169	\$110,169	\$87,430	(\$22,739)	-21%	\$117,292	(\$29,862)	-25%
59	C&RL Over Revenue	\$0	\$0	\$33,082	\$33,082	N/A	\$32,209	\$873	3%
60	C&RL News Over Revenue	\$0	\$0	\$0	\$0	N/A	\$0	\$0	N/A
61	Liaisons to Higher Ed. Organizations	\$28,838	\$28,838	\$16,621	(\$12,217)	-42%	\$41,205	(\$24,584)	-60%
62	Special Events	\$20,955	\$20,955	\$100	(\$20,855)	-100%	\$40,849	(\$40,750)	-100%
63	Information Literacy	\$8,076	\$8,076	\$21,927	\$13,851	172%	\$44,503	(\$22,576)	-51%
64	Scholarly Communications	\$77,871	\$77,871	\$23,924	(\$53,947)	-69%	\$155,076	(\$131,152)	-85%
65	Value of Academic Libraries	\$34,977	\$34,977	\$1,882	(\$33,095)	-95%	\$57,851	(\$55,969)	-97%
66	Government Relations	\$32,472	\$32,472	\$17,037	(\$15,435)	-48%	\$42,629	(\$25,592)	-60%
67	Scholarships	\$101,999	\$101,999	\$0	(\$101,999)	N/A	\$82,580	(\$82,580)	-100%
68	Annual Conference Programs	\$49,080	\$49,080	\$6,105	(\$42,975)	N/A	\$41,123	(\$35,018)	-85%
69	New Roles & Changing Landscapes	\$7,731	\$7,731	\$15,611	\$7,880	102%	\$42,920	(\$27,309)	-64%
70	Equity, Diversity & Inclusion	\$55,578	\$55,578	\$27,019	(\$28,559)	-51%	\$7,236	\$19,783	273%
71	Project Outcome	\$73,437	\$73,437	\$77,764	\$4,327	6%	\$247,565	(\$169,801)	-69%
72	Subtotal	\$1,018,765	\$1,018,765	\$671,441	(\$347,324)	-34%	\$1,505,733	(\$834,292)	-55%
73									
74	Publications								
75	CHOICE	\$2,370,053	\$2,370,053	\$1,990,631	(\$379,423)	-16%	\$2,420,453	(\$429,822)	-18%
76	C&RL	\$51,231	\$51,231	\$13,630	(\$37,601)	-73%	\$16,054	(\$2,425)	-15%
77	C&RL News	\$499,187	\$499,187	\$411,652	(\$87,535)	-18%	\$550,606	(\$138,953)	-25%
78	RBM	\$19,579	\$19,579	\$18,017	(\$1,562)	-8%	\$19,622	(\$1,605)	-8%
79	Nonperiodical Publications	\$236,141	\$236,141	\$255,133	\$18,992	8%	\$223,970	\$31,162	14%
80	Library Statistics	\$80,383	\$80,383	\$126,401	\$46,018	57%	\$147,932	(\$21,532)	-15%
81	Subtotal	\$3,256,574	\$3,256,574	\$2,815,463	(\$441,112)	-14%	\$3,378,637	(\$563,174)	-17%
82									
83	Education								
84	Institutes & Liscensed Workshops	\$303,138	\$303,138	\$43,321	(\$259,817)	-86%	\$293,394	(\$250,073)	-85%
85	ACRL Conference	\$1,908,030	\$1,908,030	\$737,177	(\$1,170,853)	-61%	\$2,093,753	(\$1,356,576)	-65%
86	RBMS Conference & Preconferences	\$173,716	\$173,716	\$94,223	(\$79,493)	-46%	\$203,473	(\$109,250)	-54%
87	Web-CE	\$54,583	\$54,583	\$57,671	\$3,088	6%	\$49,631	\$8,040	16%
88	Subtotal	\$2,439,467	\$2,439,467	\$932,392	(\$1,507,075)	-62%	\$2,640,251	(\$1,707,859)	-65%
89									
90	Special Programs								
91	Friends of ACRL-Restricted	\$0	\$0	(\$15,670)	(\$15,670)	N/A	\$67,820	(\$83,490)	N/A
92	Friends of ACRL-Operating	\$127,359	\$127,359	\$14,960	(\$112,399)	-88%	\$129,998	(\$115,038)	N/A
93	Subtotal	\$127,359	\$127,359	(\$710)	(\$128,069)	-101%	\$197,818	(\$198,528)	N/A
94									
95	Unallocated Admin Expenses	(\$258,599)	(\$258,624)	\$0	\$258,624	-100%	\$0	\$0	N/A
96									
97	Total Expenses								
98	Total Expenses ACRL	\$4,213,488	\$4,213,488	\$2,443,625	(\$1,769,863)	-42%	\$5,234,168	(\$2,790,543)	-53%
99	Total Expenses CHOICE	\$2,370,053	\$2,370,053	\$1,990,631	(\$379,423)	-16%	\$2,420,453	(\$429,822)	-18%
100	Total Expenses ACRL & Choice	\$6,583,541	\$6,583,541	\$4,434,256	(\$2,149,285)	-33%	\$7,654,621	(\$3,220,365)	-42%

	A	B	C	D	E	F	G	H	I
1		FY21	FY21	FY21	FY21	FY21	FY19*	FY19	FY19
2		Budget	Q4 Budget	Q4 Actual	\$ Variance	% Variance	Q4 Actual	\$ Variance	% Variance
101									
102	Nets								
103	Total Net ACRL	(\$323,713)	(\$323,713)	\$786,332	\$1,110,045	343%	(\$118,437)	\$904,770	764%
104	Total Net Choice	\$12,465	\$12,465	\$336,784	\$324,319	-2602%	\$15,481	\$321,303	-2075%
105									
106	Membership Net	(\$556,765)	(\$556,765)	(\$55,651)	\$501,114	90%	(\$702,007)	\$646,356	-92%
107	Publications Net (without Choice)	(\$100,295)	(\$100,295)	(\$2,601)	\$97,694	-97%	\$164,150	(\$166,751)	-102%
108	Education Net	\$202,082	\$202,082	\$859,545	\$657,463	-325%	\$549,420	\$310,126	56%
109									
110	Operating Transfers								
111	ACRL	\$0	\$0	\$0	\$0	N/A	\$0	\$0	N/A
112	Choice	\$0	\$0	\$0	\$0	N/A	\$0	\$0	N/A
113									
114	LTI Transfers, Gains, Losses								
115	ACRL	(\$81,374)	(\$81,374)	\$1,244,718	\$1,326,092	-1630%	(\$2,770)	\$1,247,488	-45036%
116	Choice	\$51,797	\$51,797	\$63,565	\$11,768	23%	\$18,957	\$44,609	235%
117									
118	Ending Reserves								
119	ACRL Mandated Operating Reserve	\$990,533	\$990,533	\$990,533	\$0	0%	\$989,273	\$1,260	0%
120	Reserve Aug 31: ACRL Operating	\$2,257,677	\$2,257,677	\$3,367,722	\$1,110,045	49%	\$3,311,823	\$55,900	2%
121	Reserve Aug 31: ACRL LTI	\$5,442,293	\$5,442,293	\$6,768,385	\$1,326,092	24%	\$4,954,016	\$1,814,369	37%
122	Reserve Aug 31: CHOICE Operating	\$2,599,926	\$2,599,926	\$2,924,244	\$324,319	12%	\$2,587,461	\$336,784	13%
123	Reserve Aug 31: CHOICE LTI	\$609,290	\$609,290	\$621,058	\$11,768	2%	\$557,493	\$63,566	11%
124	Total	\$10,909,185	\$10,909,185	\$13,681,410	\$2,772,225	25%	\$12,400,066	\$1,281,344	10%
125									
126	* = Column G includes FY19 actuals for ACRL to reflect two-year conference budget and FY20 actuals for Choice.								



Division-level Committee Year-end Report and Work Plan Template

Each summer, ACRL [division-level committees](#) should complete a year-end report and work plan. By **August 31, 2021**, the committee chair should post the completed combined template to ALA Connect.

The **report** section should be completed by the outgoing chair. The **work plan** section should be completed by the incoming chair. Committee members, Board liaison, staff liaison should all review and approve the work plan. Projects included in a committee's work plan will be implemented September 2021 through June 2022.

Committee Name & Charge	
Committee Name:	ACRL Budget & Finance Committee
Charge/Tasks:	<ul style="list-style-type: none"> To submit annually a recommended budget for the ACRL division (including division publications, the CHOICE budget, the allocation of Long-Term Investment fund income) to the ACRL Board of Directors for action. To advise the ACRL Board of Directors on its allocation of Friends of ACRL contributions to strategic projects and programs, as well as to consult with the ACRL Board of Directors on fundraising goals and objectives. To counsel the ACRL Board of Directors on questions regarding all fiscal matters of the division or its publications, including dues levels and fundraising, especially as they relate to alignment with the strategic plan and its Core Commitment to equity, diversity and inclusion (EDI).

2020–2021 Leadership (terms: July 1, 2020–June 30, 2021)	
Chair:	Carolyn Henderson Allen
Vice-Chair:	n/a
Board liaison:	Carolyn Henderson Allen
Staff liaison:	Allison Payne, Elois Sharpe
Other leaders:	Ex-Officio Members: Julie Ann Garrison, Kara Malenfant

2021–2022 Leadership (terms: July 1, 2021–June 30, 2022)	
Chair:	Carolyn Henderson Allen
Vice-Chair:	n/a
Board liaison:	Carolyn Henderson Allen
Staff liaison:	Allison Payne, Elois Sharpe
Other leaders:	Ex-Officio Members: Erin L. Ellis, Robert Jay Malone

Report & Work Plan Submission			
Year-end report written by:	Carolyn Henderson Allen	Date:	1/24/2022
Work plan submitted by:	Carolyn Henderson Allen	Date:	1/24/2022

2020–2021 Year-end Report

This report will be included in the committee’s official record of activities maintained by ACRL staff. Brief bulleted lists are suggested for the responses.

1. What were the major projects/activities accomplished by your committee in the 2020–2021 membership year (July 1, 2020 to June 30, 2021)?

Most of the goals for B&F are ongoing and carefully vetted by the B&F Committee and the Board of Directors. Spreadsheets and documentation can be found in the full budget reports.

The Board of Directors formed an EDI Working Group to Explore and study existing EDI across the association through a financial lens. The report has been submitted and will be discussed in a future meeting.

Orientation of new members of the B&F Committee and the Board of Directors took place on October 26, 2021.

The B&F Committee approved the Budget Assumptions for Board Approval which included Funding to support the ACRL Core Commitment to EDI through support for the Edi Committee, the Diversity Alliance Program with 48 institutions participating, and the Spectrum Scholars. It is noted that other support has been realized through scholarships, memberships, and conference participation.

Other key initiatives include membership growth, Emerging Leaders, support for Leadership Council, a retooling from print to digital of the C&RL News, and the Choice revenue for ccAdvisor realized savings due to the COVID19 pandemic and virtual meetings.

2. What were the relevant results for your projects?

Due to COVID19, revenue streams were significantly reduced in the “last few months of the fiscal year: Roadshows, RBMS Conference, are examples.” CHOICE revenue overall was down approximately 3%. Cost containment measures were put into place to mitigate the losses. Among the strategies were staff furloughs. ALA received funding from the paycheck Protection Program and an Economic Injury Disaster Loan to cover the budget gaps.

Additional mitigating circumstances occurred during the past 2 fiscal years due to ALA financial exigency resulting in delayed fiscal reports.

3. Which if any 2020–2021 projects will continue next year?

Depending on the outcome of EDI working Group Report Recommendations to the Board, and these goals will be modified to meet the goals established by the Board:

Codify budget line item/benchmarks for EDI activities.

Continue to monitor overall ACRL budget and advocate for growth in revenue in all areas.

Continue to work with CHOICE to realize great profit margins relative to publications, webinars, and training modules.

Monitor fiscal progress relative to ALA policies, processes.

Monitor and adjust ACRL practices based on recommendations and practices established in the ALA Operating Agreement and Overhead recommendations.

Review and recommend membership recommendations for growth via dues based on HEPI.

4. What worked well?

The staff were able to keep the B&F Committee advised with reports as fiscal information became available.

Kudos to them for the hard work in the face of severe displacements in normal operations due to COVID19 and fiscal constraints. The pivot from in person to virtual conferences, programs and meetings appeared seamless to the outside world. Congratulations for jobs well done!

5. What could have worked better?

A better fiscal year and no COVID!

6. How has the work/activities of your committee demonstrated commitment to equity, diversity, and inclusion, within or beyond ACRL?

In November of 2020, the B&F committee recommended that the Board adopt EDI as a Core Commitment for the Association. Subsequently, the work of the committee has made recommendations and advised the Board to adopt a model that will align all EDI activities for ease of tracking and support.

7. Please indicate EDI activities you would like to publicly include on the ACRL EDI LibGuide (Limit to 75 words or less).

If there are questions regarding the above activities, staff can contact:

- Name:
- Email:

Not Sure

8. Was there information you could have been provided before starting this project that would have made your work easier?

No, the committee was ably supported.

9. What made this work most rewarding (observations/comments/accolades)?

The staff support, working group and B&F Committee are dedicated to the success of the association.

10. Any other comments, recommendations, or suggestions?

2021–2022 Work Plan

New in summer 2021. The [ACRL strategic plan](#) is revisited every year, but the past year has brought about significant changes in higher education, academic libraries, and ALA that necessitate identifying and drafting short-term priorities. For the next 1-2 years, the ACRL Board has set priorities in three areas: Equity, Diversity, and Inclusion; Communication and Engagement; and Membership. **In general, how do you see your group's work in the coming year (activities described below) connecting with these three priority areas:**

ACRL Short-Term Priorities

1. Equity, Diversity, and Inclusion:

- a. What conversations will your committee continue about EDI-related initiatives? (e.g., developing programming, tools, publications, eLearning, etc.)
- b. What are some ways you could determine outcomes/impact?

- a. The committee will continue all aspects of monitoring the fiscal health of the organization and make recommendations for change where needed.
- b. Outcomes/impact can only be realized once the Board approves recommendations. Measurable impact on member can be realized if we retain and add new members.
Sales revenue with publications are also necessary.

2. Communication and engagement:

- a. How involved are members in the work of the committee?
- b. What ideas does your group have for helping members feel more connected to the work of the team?
- c. What kind of support might you need to improve communication and engagement?

- a. All members of the committee contribute effectively.
- b. Volunteers for committee/working group assignments, taking minutes at meetings and idea generation discussions.
- c. No additional support is necessary currently.

3. Membership:

- a. How might the work of your committee support or provide value for members?

Encourage participation through reporting: Info-Graphic which outlines where the membership dollars are spent.

Please complete this form for each activity that the committee plans to undertake in the 2021–2022 program year. While the form is pre-populated with ten activities, it is not required to generate ideas for all ten activities. Please only complete this form for the appropriate number of activities that work for your committee. If you need additional sheets, please contact your staff liaison.

Work Plan Activity #1	
Activity Name:	Budget Review
Brief Description:	Review ACRL and Choice budget annually.

Activity #1 Timeline	
How long will it take to do this project?	
<input type="checkbox"/> continuous project assigned in charge <input type="checkbox"/> short-term project that will be completed this membership year <input type="checkbox"/> multi-year project continuing past June 30, 2022. Expected completion date: <input type="text"/>	

ACRL Plan for Excellence	
Check the best goal and objective.	
<input checked="" type="checkbox"/>	Value of Academic Libraries
<input checked="" type="checkbox"/>	Student Learning
<input checked="" type="checkbox"/>	Research and Scholarly Environment
<input checked="" type="checkbox"/>	New Roles and Changing Landscapes
<input checked="" type="checkbox"/>	Core Commitment to Equity, Diversity & Inclusion
<input checked="" type="checkbox"/>	Enabling Programs and Services (education, advocacy, publications, or member engagement)

Provide a brief sentence connecting your project to the goal area and objective you selected:

The budget has impact on all the programs and services of the association. Without sound fiscal management, the Plan for Excellence would be marginalized or non-existent.
All of the component programs are vital to the membership and funding aids in the work they do benefitting all academic libraries across the U. S. and Canada.

Activity #1 Outline**Outline the steps and deadlines planned to complete the project. Attach additional sheets if needed.**

Specific Action	Due Date	Party Responsible	Resources Needed (e.g., financial, tech, staff support)
Budget assumptions reviewed and discussed by Budget and Finance Committee	Mid to late October 2021	B & F Committee, Executive Director, Staff Liaison	Staff Support
Draft of FY 2023 budget reviewed at ALA LibLearnX Meeting	February 2022	B & F Committee, Executive Director, Staff Liaison	Staff Support
Final review of draft budget and vote by the Committee to recommend a proposed budget to the ACRL Board of Directors	June 2022	B & F Committee, Executive Director, Staff Liaison	Staff Support

Activity #1 Assessment**How will success be measured?**

Approval of proposed budget by the Board of Directors

2021–2022 Work Plan

Please complete this form for each activity that the committee plans to undertake in the 2020–2021 program year. While the form is pre-populated with five activities, it is not required to generate ideas for all five activities. Please only complete this form for the appropriate number of activities that work for your committee. If you need additional sheets, please contact your staff liaison.

Work Plan Activity #2	
Activity Name:	Monitor CHOICE's financial outlook and new product development
Brief Description:	Monitor performance through subscriptions to core publications, ProQuest services, CC Advisor and Advertising/Sponsored Content

Activity #2 Timeline	
How long will it take to do this project?	
continuous project assigned in charge	
short-term project that will be completed this membership year	
multi-year project continuing past June 30, 2022. Expected completion date:	

ACRL Plan for Excellence	
Check the best goal and objective.	
Value of Academic Libraries	
Student Learning	
Research and Scholarly Environment	
New Roles and Changing Landscapes	
Core Commitment to Equity, Diversity & Inclusion	
X	Enabling Programs and Services (education, advocacy, publications, or member engagement)
Provide a brief sentence connecting your project to the goal area and objective you selected:	
Success will be determined by performance and a balanced budget	

Activity #2 Outline			
Outline the steps and deadlines planned to complete the project. Attach additional sheets if needed.			
Specific Action	Due Date	Party Responsible	Resources Needed (e.g., financial, tech, staff support)
Review and discuss Choice financial data at ALA LibLearnX and Annual	February 2022	B & F Committee, Executive Director, Choice Publisher, Staff Liaison	Staff Support
Discuss new products and potential revenue streams for Choice at ALA LibLearnX and Annual	February 2022 and June 2022	B & F Committee, Executive Director, Choice Publisher, Staff Liaison	Staff Support

Activity #2 Assessment
How will success be measured?
Reports, budget reviews, discussions and recommendations will be made to the Board of Directors; new programs/ products are included

2021–2022 Work Plan

Please complete this form for each activity that the committee plans to undertake in the 2020–2021 program year. While the form is pre-populated with five activities, it is not required to generate ideas for all five activities. Please only complete this form for the appropriate number of activities that work for your committee. If you need additional sheets, please contact your staff liaison.

Work Plan Activity #3	
Activity Name:	Continued evaluation of the dashboard tool relative to program outcomes
Brief Description:	Budget and membership

Activity #3 Timeline	
How long will it take to do this project?	
continuous project assigned in charge	
short-term project that will be completed this membership year	
multi-year project continuing past June 30, 2022. Expected completion date:	

ACRL Plan for Excellence	
Check the best goal and objective.	
Value of Academic Libraries	
Student Learning	
Research and Scholarly Environment	
New Roles and Changing Landscapes	
Core Commitment to Equity, Diversity & Inclusion	
X	Enabling Programs and Services (education, advocacy, publications, or member engagement)
Provide a brief sentence connecting your project to the goal area and objective you selected:	
Budget and membership	

Activity #3 Outline			
Outline the steps and deadlines planned to complete the project. Attach additional sheets if needed.			
Specific Action	Due Date	Party Responsible	Resources Needed (e.g., financial, tech, staff support)
Continue to monitor the current dashboard model	Throughout the year	B & F Committee, Executive Director, Staff Liaison	Staff Support

Activity #3 Assessment
How will success be measured?
On-going assessment of outcomes relative to the programs being measured

2021–2022 Work Plan

Please complete this form for each activity that the committee plans to undertake in the 2020–2021 program year. While the form is pre-populated with five activities, it is not required to generate ideas for all five activities. Please only complete this form for the appropriate number of activities that work for your committee. If you need additional sheets, please contact your staff liaison.

Work Plan Activity #4	
Activity Name:	Review and recommend dues rates for FY 2023 to the ACRL Board of Directors
Brief Description:	Ensure the health of the association through continuous and increased membership in all categories

Activity #4 Timeline	
How long will it take to do this project?	
<input type="checkbox"/> continuous project assigned in charge <input checked="" type="checkbox"/> short-term project that will be completed this membership year <input type="checkbox"/> multi-year project continuing past June 30, 2022. Expected completion date:	<input style="width: 150px;" type="text"/>

ACRL Plan for Excellence	
Check the best goal and objective.	
	Value of Academic Libraries
	Student Learning
	Research and Scholarly Environment
	New Roles and Changing Landscapes
	Core Commitment to Equity, Diversity & Inclusion
<input checked="" type="checkbox"/> Enabling Programs and Services (education, advocacy, publications, or member engagement)	
Provide a brief sentence connecting your project to the goal area and objective you selected:	
Budget	

Activity #4 Outline			
Outline the steps and deadlines planned to complete the project. Attach additional sheets if needed.			
Specific Action	Due Date	Party Responsible	Resources Needed (e.g., financial, tech, staff support)
Monitor HEPI data (Higher Education Price Index)	Throughout the year	ACRL Staff reports HEPI to the B & F Committee	Staff Support
Discuss HEPI and dues amounts at ALA LibLearnX	February 2022	ACRL Staff reports HEPI to the B & F Committee	Staff Support
Review HEPI data and possible dues amounts and develop recommendation for personal member dues for FY 2023 to the ACRL Board of Directors.	June 2022	ACRL Staff reports HEPI to the B & F Committee	Staff Support
Review organizational dues and develop recommendation to Board of Directors	June 2022	ACRL Staff reports HEPI to the B & F Committee	Staff Support
Review organizational dues and develop recommendation to Board of Directors	June 2022	ACRL Staff reports HEPI to the B & F Committee	Staff Support

Activity #4 Assessment
How will success be measured?
Board of Directors approval of the FY2023 dues recommendations

2021–2022 Work Plan

Please complete this form for each activity that the committee plans to undertake in the 2020–2021 program year. While the form is pre-populated with five activities, it is not required to generate ideas for all five activities. Please only complete this form for the appropriate number of activities that work for your committee. If you need additional sheets, please contact your staff liaison.

Work Plan Activity #5	
Activity Name:	Friends' disbursements and fundraising activities
Brief Description:	Budget

Activity #5 Timeline	
How long will it take to do this project?	
X	continuous project assigned in charge
X	short-term project that will be completed this membership year
	multi-year project continuing past June 30, 2022. Expected completion date:

ACRL Plan for Excellence	
Check the best goal and objective.	
X	Value of Academic Libraries
X	Student Learning
X	Research and Scholarly Environment
X	New Roles and Changing Landscapes
X	Core Commitment to Equity, Diversity & Inclusion
X	Enabling Programs and Services (education, advocacy, publications, or member engagement)
Provide a brief sentence connecting your project to the goal area and objective you selected:	

Activity #5 Outline			
Outline the steps and deadlines planned to complete the project. Attach additional sheets if needed.			
Specific Action	Due Date	Party Responsible	Resources Needed (e.g., financial, tech, staff support)
Advise the Board on Friends Funds and fundraising activities	Throughout the year	Executive Director, B & F Committee	Staff Support

Activity #5 Assessment
How will success be measured?
The level of giving and number of scholarships awarded

2021–2022 Work Plan

Please complete this form for each activity that the committee plans to undertake in the 2020–2021 program year. While the form is pre-populated with five activities, it is not required to generate ideas for all five activities. Please only complete this form for the appropriate number of activities that work for your committee. If you need additional sheets, please contact your staff liaison.

Work Plan Activity #6	
Activity Name:	Advise Board of Directors on potential transfers to the Long-Term Investment Fund.
Brief Description:	This represents the effort to ensure long term financial strength so that ACRL can continue to provide a wide range of services to members.

Activity #6 Timeline	
How long will it take to do this project?	
	continuous project assigned in charge
X	short-term project that will be completed this membership year
	multi-year project continuing past June 30, 2022. Expected completion date: <input type="text"/>

ACRL Plan for Excellence	
Check the best goal and objective.	
	Value of Academic Libraries
	Student Learning
	Research and Scholarly Environment
	New Roles and Changing Landscapes
	Core Commitment to Equity, Diversity & Inclusion
X	Enabling Programs and Services (education, advocacy, publications, or member engagement)
Provide a brief sentence connecting your project to the goal area and objective you selected:	
Budget	

Activity #6 Outline			
Outline the steps and deadlines planned to complete the project. Attach additional sheets if needed.			
Specific Action	Due Date	Party Responsible	Resources Needed (e.g., financial, tech, staff support)
Advise the Board of Directors concerning potential transfers from the net asset balance to the Long-Term Investment Fund	June 2022	B & F Committee, Executive Director	Staff Support

Activity #6 Assessment
How will success be measured?
Approval of recommendation by the Board of Directors

2021–2022 Work Plan

Please complete this form for each activity that the committee plans to undertake in the 2020–2021 program year. While the form is pre-populated with five activities, it is not required to generate ideas for all five activities. Please only complete this form for the appropriate number of activities that work for your committee. If you need additional sheets, please contact your staff liaison.

Work Plan Activity #7	
Activity Name:	Plan and conduct orientations to Budget and Finance Committee for new committee members and new ACRL Board of Directors members.
Brief Description:	To enable a better understanding of how the budget is designed and managed

Activity #7 Timeline	
How long will it take to do this project?	
<input type="checkbox"/> continuous project assigned in charge <input type="checkbox"/> short-term project that will be completed this membership year <input type="checkbox"/> multi-year project continuing past June 30, 2022. Expected completion date: <input type="text"/>	

ACRL Plan for Excellence	
Check the best goal and objective.	
<input type="checkbox"/> Value of Academic Libraries	
<input type="checkbox"/> Student Learning	
<input type="checkbox"/> Research and Scholarly Environment	
<input type="checkbox"/> New Roles and Changing Landscapes	
<input type="checkbox"/> Core Commitment to Equity, Diversity & Inclusion	
<input checked="" type="checkbox"/>	Enabling Programs and Services (education, advocacy, publications, or member engagement)
Provide a brief sentence connecting your project to the goal area and objective you selected:	
<input type="text"/>	
Budget	

Activity #7 Outline			
Outline the steps and deadlines planned to complete the project. Attach additional sheets if needed.			
Specific Action	Due Date	Party Responsible	Resources Needed (e.g., financial, tech, staff support)
Survey Committee members for availability	August/September, 2021	ACRL Staff	Staff Support
Plan activities for committee members' orientation	August/September, 2021	B & F Chair, Staff Liaison, Executive Director	Staff Support
Hold B & F committee members' orientation	Late Fall	B & F Chair, Staff Liaison, Executive Director	Staff Support
Plan orientation for new Board of Directors members	Fall 2021	B & F Chair, Staff Liaison, Executive Director	Staff Support
Hold orientation for new Board of Directors members	Fall 2021	B & F Chair, Staff Liaison, Executive Director	Staff Support

Activity #7 Assessment
How will success be measured?
Feedback from Survey of participants

2021–2022 Work Plan

Please complete this form for each activity that the committee plans to undertake in the 2020–2021 program year. While the form is pre-populated with five activities, it is not required to generate ideas for all five activities. Please only complete this form for the appropriate number of activities that work for your committee. If you need additional sheets, please contact your staff liaison.

Work Plan Activity #8	
Activity Name:	Monitor the student membership relative to dues
Brief Description:	Budget

Activity #8 Timeline	
How long will it take to do this project?	
continuous project assigned in charge	
X short-term project that will be completed this membership year	
multi-year project continuing past June 30, 2022. Expected completion date:	

ACRL Plan for Excellence	
Check the best goal and objective.	
Value of Academic Libraries	
Student Learning	
Research and Scholarly Environment	
New Roles and Changing Landscapes	
Core Commitment to Equity, Diversity & Inclusion	
X Enabling Programs and Services (education, advocacy, publications, or member engagement)	
Provide a brief sentence connecting your project to the goal area and objective you selected:	
Retention and new members	

Activity #8 Outline			
Outline the steps and deadlines planned to complete the project. Attach additional sheets if needed.			
Specific Action	Due Date	Party Responsible	Resources Needed (e.g., financial, tech, staff support)
Monitoring the number of student members and whether membership is changing in response to discounted student fees.	Throughout the year	B & F Committee, Executive Director, Staff Liaison	Staff support

Activity #8 Assessment
How will success be measured?
Sustained membership and member increases

2021–2022 Work Plan

Please complete this form for each activity that the committee plans to undertake in the 2020–2021 program year. While the form is pre-populated with five activities, it is not required to generate ideas for all five activities. Please only complete this form for the appropriate number of activities that work for your committee. If you need additional sheets, please contact your staff liaison.

Work Plan Activity #9	
Activity Name:	Info-graphic showing how ACRL uses its funds.
Brief Description:	Member engagement; programs and services

Activity #9 Timeline	
How long will it take to do this project?	
	continuous project assigned in charge
<input checked="" type="checkbox"/>	short-term project that will be completed this membership year
	multi-year project continuing past June 30, 2022. Expected completion date:

ACRL Plan for Excellence	
Check the best goal and objective.	
	Value of Academic Libraries
	Student Learning
	Research and Scholarly Environment
	New Roles and Changing Landscapes
	Core Commitment to Equity, Diversity & Inclusion
<input checked="" type="checkbox"/>	Enabling Programs and Services (education, advocacy, publications, or member engagement)
Provide a brief sentence connecting your project to the goal area and objective you selected:	
Review results of membership activity reported by staff	

Activity #9 Outline			
Outline the steps and deadlines planned to complete the project. Attach additional sheets if needed.			
Specific Action	Due Date	Party Responsible	Resources Needed (e.g., financial, tech, staff support)
monitor info-graphic data	Review at LLX22 meeting	B&F Committee, ACRL staff	Staff Support

Activity #9 Assessment
How will success be measured?
Review outcomes relative to membership in all categories and programs

2021–2022 Work Plan

Please complete this form for each activity that the committee plans to undertake in the 2020–2021 program year. While the form is pre-populated with five activities, it is not required to generate ideas for all five activities. Please only complete this form for the appropriate number of activities that work for your committee. If you need additional sheets, please contact your staff liaison.

Work Plan Activity #10	
Activity Name:	Monitor the level of the net asset balance to make recommendations to the Board of Directors.
Brief Description:	Budget

Activity #10 Timeline	
How long will it take to do this project?	
<input type="checkbox"/> continuous project assigned in charge <input type="checkbox"/> short-term project that will be completed this membership year <input checked="" type="checkbox"/> multi-year project continuing past June 30, 2022. Expected completion date: 	

ACRL Plan for Excellence	
Check the best goal and objective.	
<input type="checkbox"/>	Value of Academic Libraries
<input type="checkbox"/>	Student Learning
<input type="checkbox"/>	Research and Scholarly Environment
<input type="checkbox"/>	New Roles and Changing Landscapes
<input type="checkbox"/>	Core Commitment to Equity, Diversity & Inclusion
<input checked="" type="checkbox"/>	Enabling Programs and Services (education, advocacy, publications, or member engagement)
Provide a brief sentence connecting your project to the goal area and objective you selected:	
Ensure continued programming and a healthy association	

Activity #10 Outline			
Outline the steps and deadlines planned to complete the project. Attach additional sheets if needed.			
Specific Action	Due Date	Party Responsible	Resources Needed (e.g., financial, tech, staff support)
Ensure the level of the net asset balance is sufficient to enable successful programming and in making recommendations to the Board of Directors.	ALA LibLearnX 2022	B&F Committee and Executive Director	Staff Support

Activity #10 Assessment
How will success be measured?
Monitor balances and ensure fiscal programming is managed within budget constraints

2019–20 Work Plan

Please complete this form for each activity that the committee plans to undertake in the 2019–20 program year. While the form is pre-populated with five activities, it is not required to generate ideas for all five activities. Please only complete this form for the appropriate number of activities that work for your committee. If you need additional sheets, please contact your staff liaison.

Work Plan Activity #11	
Activity Name:	ALA Finances and Organizational Effectiveness
Brief Description:	Stay abreast of ALA finances, and implications for ACRL. Monitor ALA finances and SCOE recommendations and give input in conjunction with the ACRL Board. If there are recommendations that impact the ACRL budget, work with ACRL staff to update per approved guidelines.

Activity #11 Timeline	
How long will it take to do this project?	
<input type="checkbox"/> continuous project assigned in charge <input type="checkbox"/> short-term project that will be completed this membership year <input checked="" type="checkbox"/> multi-year project continuing past June 30, 2020. Expected completion date: <input type="text"/>	

ACRL Plan for Excellence	
Check the best goal and objective.	
<input type="checkbox"/> Value of Academic Libraries <input type="checkbox"/> Student Learning <input type="checkbox"/> Research and Scholarly Environment <input type="checkbox"/> New Roles and Changing Landscapes <input type="checkbox"/> Core Commitment to Equity, Diversity & Inclusion <input checked="" type="checkbox"/> Enabling Programs and Services (education, advocacy, publications, or member engagement)	
Provide a brief sentence connecting your project to the goal area and objective you selected:	
Budget	

Activity #11 Outline			
Outline the steps and deadlines planned to complete the project. Attach additional sheets if needed.			
Specific Action	Due Date	Party Responsible	Resources Needed (e.g., financial, tech, staff support)
Review Forward Together interim report	ALA	B&F Committee and Executive Director	Staff Support
Meet with BARC liaison	ALA LLX22	B&F Committee and Executive Director	Staff Support
Review Forward Together final report	ALA Annual 2022	B&F Committee and Executive Director	Staff Support
Meet with BARC liaison	ALA Annual 2022	B&F Committee and Executive Director	Staff Support

Activity #11 Assessment
How will success be measured?
ALA financial and SCOE reports are distributed to and reviewed by B&F committee. If there are implications for the ACRL and Choice budgets, committee will discuss and make recommendations.

2019–20 Work Plan

Please complete this form for each activity that the committee plans to undertake in the 2019–20 program year. While the form is pre-populated with five activities, it is not required to generate ideas for all five activities. Please only complete this form for the appropriate number of activities that work for your committee. If you need additional sheets, please contact your staff liaison.

Work Plan Activity #12	
Activity Name:	Core Commitment to Equity, Diversity and Inclusion
Brief Description:	Consider how ACRL can financially support its Core Commitment to EDI. Strategically review ACRL's annual budget with consideration to impact of EDI initiatives and programming. Consider adding a Social Justice Component to the EDI Core Commitment strategies

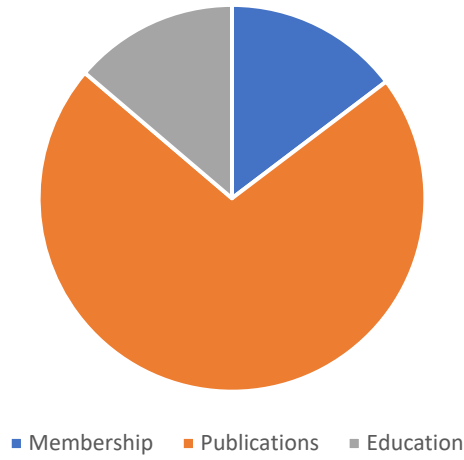
Activity #12 Timeline	
How long will it take to do this project?	
<input type="checkbox"/> continuous project assigned in charge <input type="checkbox"/> short-term project that will be completed this membership year <input checked="" type="checkbox"/> multi-year project continuing past June 30, 2022. Expected completion date: <input type="text"/>	

ACRL Plan for Excellence	
Check the best goal and objective.	
Value of Academic Libraries	
Student Learning	
Research and Scholarly Environment	
New Roles and Changing Landscapes	
<input checked="" type="checkbox"/>	Core Commitment to Equity, Diversity & Inclusion
Enabling Programs and Services (education, advocacy, publications, or member engagement)	
Provide a brief sentence connecting your project to the goal area and objective you selected:	
Budget	

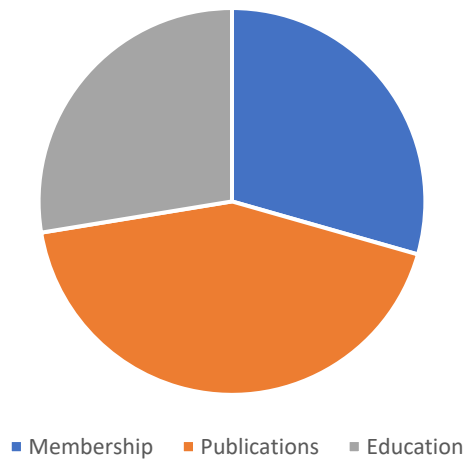
Activity #12 Timeline			
Outline the steps and deadlines planned to complete the project. Attach additional sheets if needed.			
Specific Action	Due Date	Party Responsible	Resources Needed (e.g., financial, tech, staff support)
Review ACRL budget with EDI lens	ALA LLX22	B&F Committee and Executive Director	Staff Support
Review ACRL budget with EDI lens,	ALA June 2022	B&F Committee and Executive Director	Staff Support

Activity #12 Assessment
How will success be measured?
The committee will monitor the ACRL budget and make recommendations while considering ACRL's Core Commitment to EDI.

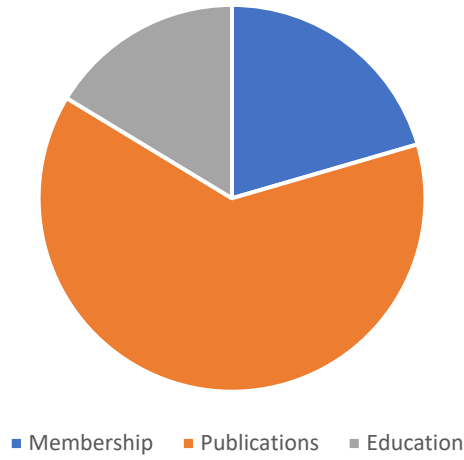
ACRL Budgeted Revenue FY22, includes Choice



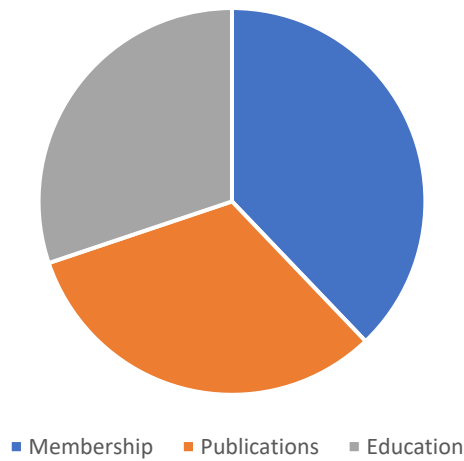
ACRL Budgeted Revenue FY22, minus Choice



ACRL Budgeted Expenses FY22, Includes Choice



ACRL Budgeted Expenses FY22, Minus Choice



Association of College & Research Libraries
ALA/ACRL American Library Association
225 N Michigan Ave, Suite 1300
Chicago, IL 60601
acrl@ala.org, <http://www.acrl.org>



Board of Directors and Budget & Finance Committee Discussion Form

To: ACRL Board of Directors, ACRL Budget & Finance Committee

Subject: Development Discussion

Submitted by: Jay Malone, ACRL Executive Director

Date submitted: 10 June 2022

Background

With the upcoming 150th anniversary of the founding of ALA, I would like to gather your thoughts as we strive to increase contributions to ACRL. I believe that ALA will be using the occasion of the anniversary for some ambitious goals, and I would like to try and tap into that energy. I'm not sure if ALA has yet identified a fund-raising target but as they do, I would like to begin a discussion of a goal for ACRL for 2026. Many of you have in-depth experience with development and can offer valuable advice. Although many organizations use anniversaries to raise funds, few people give simply because of such milestones, and I recognize that many of our members have ambivalent feelings towards ALA, but I believe we may be able to tap into a powerful zeitgeist for 2026. Not only will ALA be celebrating 150 years, it will be the 250th anniversary of the establishment of the United States, so the public mood will be more historically oriented than in a typical year. More importantly, the year 1876 marked a watershed in American history with the contested presidential contest between Democrat Samuel J. Tilden and Republican Rutherford B. Hayes. The compromise, that Democrats would recognize Hayes if federal troops were removed from the South, effectively ended Congressional Reconstruction, and marked a dark chapter in our country's history as those who had been enslaved were subjected to terror upon terror. In anticipation of this anniversary, we could position ALA and ACRL as beacons of hope that have resisted, albeit imperfectly, the darker impulses of our democratic society.

As we begin the discussion, it may be helpful to understand what our current development scheme looks like:

ALA Development Office History:

Staff: Tracie Hall, Director; Anne Manly, Assistant Director, Corporate and Foundation Relations; Alice Burton, Communications Assoc; Remigio Torres, Operations Associate.

Development at ALA has been spotty in the past. Sheila O'Donnell was the director of development from March 2018 to Feb 2020 and left just a few weeks before Tracie and the pandemic arrived. Tracie has done significant work with fundraising and these efforts are a major point of her pivot plan to create other revenue streams. Anne Manly, who is trained as an attorney, joined the office 3 years ago and has been trying to run it short staffed. Anne told me shortly after I began this past September that they would soon start a search for a new director of advancement and hoped to have someone in place in

March or April. That was later revised to July or August but the latest information, as of 7 June 2022, is that ALA has hired a consulting group to evaluate development needs, including what skill set to look for in the Director of Advancement. This assessment will start the week of 6 June 2022 and it is unlikely that we'll see a new Director in FY22. A systematic analysis by a consultant is probably a good move because development at ALA, from software to information, requires some work, and we can be sure to make our voice heard with this evaluation.

State of the Development Play at ALA:

Anne is leading the ALA Grants and External Relationships cross functional team, on which I also serve, and there is some hope that this CFT will help synthesize and coordinate information across ALA. But there are challenges, particularly with software. ALA uses iMIS, a cloud-based system, for membership and for development, but I am told that the package we purchased was not intended for development and that it does not allow us to record contacts with donors, which is problematic. Some units use Salesforce for development, but Anne is not sure if this will continue.

Even with these challenges, ALA has had some success. The office was charged to raise \$2.5M in FY21 and raised \$3.8M. Much of this has been through corporations and foundations, some of it pass-through grants, but the real weakness is with individual donations. Here are some suggestions from Anne for approaching individuals:

1. We could do better with donor advised funds,
2. The messaging ALA sends out is politically progressive, and we should remain aware of the conservative values of some of our members,
3. ALA has significant resources in various regions and these can be used not only to raise money but also to increase membership (I need clarification from Anne about these resources),
4. We need better prospecting (some donation software provides this, down to the neighborhood) and we need more people willing to ask for money,
5. We need better software, from Web site to donor software. Unfortunately, ALA's online donation system has many foibles as was evident toward the end of last year when some donations were not properly recorded and some were lost. That must be fixed.

The Development Office would like there to be a library of grants that we've received and a ready record of activities across ALA so that, for example, we could send a proposal to a pharmaceutical company that works with HIV and show them our work in this area.

In my early conversations with Anne, she said that one of Tracie's goals was to improve ALA's GuideStar rating. Tracie had been approached by a potential donor who told her that ALA needed to raise that rating (which was at Silver) before they would consider giving. GuideStar, like Charity Navigator, provides donors information on 1000s of non profits. These ratings (no rating, Bronze, Silver, Gold, Platinum) are based on the amount of information that organizations share with GuideStar, with increased transparency reflecting a higher rating. GuideStar provides a wide swath of information, from 990s, to mission impact, to board development processes, and much more. Anne and I met several times and were able to achieve a Gold rating in February and then a Platinum rating in April: [American Library Association - GuideStar Profile](#). This probably required about 6 hours of my time and gave me a chance to become more familiar with ALA as a whole. Tracie has mentioned this Platinum rating several times to the ALA Board, and it is seen as an important piece in the puzzle of ALA's development efforts.

Divisions and Fundraising:

Traditionally, ALA has allowed divisions to lead their own fundraising, and ACRL is seen as the unit that knows how to fundraise. Former ACRL Executive Director Mary Ellen Davis did much to foster prospects and ACRL Associate Director Mary Jane Petrowski has been excellent in helping us identify donors and nurture relationships. We are also fortunate that we are not too many years removed from our 75th anniversary and some of the data gathered in that effort will still be valuable. ACRL employs many proven tactics to enhance donor relations: we phone donors to thank them (a practice shared by the ACRL Executive Director and by ACRL board members); we actively engage in Giving Tuesday each November; we organize in-person gatherings (when not in pandemic) to thank donors; and we provide testimonials as to why people should give. Our board gives at a high rate and this is important because some donors will ask what percentage of the board has given to the Association. (The answer, preferably, is 100%, and there is no expectation as to the amount (and let me emphasize that we deeply value every board member's time, and see that time as a priceless gift)).

For FY22, from September 1, 2021 – May 18, 2022, we raised \$20,566 from 187 donors. As of May 18, 2022, the Friends of ACRL fund balances were: \$39,583 (Advancement Fund), \$57,395 (ACRL Conference Scholarship Fund), and \$16,296 (RBMS Scholarship Fund).

As you know, the optimal gifts are those that come without restrictions, but they can be the most difficult to secure.

One strategy to avoid restrictions is to endow current positions and activities, which will effectively free up money for other work. I am working with ALA to explore the endowment of various positions. We could also seek donors for activities in which we already engage and operate at a loss, such as [Benchmark](#) (aka Academic Library Trends and Statistics). To offset the approximately \$95K net expense with Benchmark, we would need a gift of \$2,375,000. In research for the 75th anniversary, major donors were asked to rank 6 different possible categories for gifts, and the category receiving the highest interest was “endowment fund,” but we must be prepared to tell donors who choose to endow something that is already in place how we will use the money that is subsequently saved. I have been assured by Tracie that any money that we free up with endowed positions or activities would be used by ACRL.

Questions for the Board and Committee to Discuss

1. Should we devote effort to endowing positions within ACRL? If so, should we focus on corporations, foundations, and/or individuals?
2. Should we devote effort to endowing activities in ACRL? If so, should we focus on corporations, foundations, and/or individuals?
3. If we believe that we should actively fundraise for 2026, what steps do we need to take to prepare for a successful campaign? For example, form a Development Advisory Board.

Stakeholders

I will include the Budget and Finance Committee in this discussion, which is preliminary. I am also approaching major donors to ACRL.

Strategic Goal Area Supported

[Select the goal area that will be affected most by this action.]

☒ **Value of Academic Libraries**

Goal: Academic libraries demonstrate alignment with and impact on institutional outcomes.

☒ **Student Learning**

Goal: Advance innovative practices and environments that transform student learning.

☒ **Research and Scholarly Environment**

Goal: Librarians accelerate the transition to more open and equitable systems of scholarship.

☒ **New Roles and Changing Landscapes**

Goal: Academic and research library workforce effectively navigates change in higher education environments.

☒ **Equity, Diversity & Inclusion**

Goal: TBD

☒ **Enabling Programs and Services**

ACRL programs, services, and publications that target education, advocacy, and member engagement.



Plan for Excellence

Association of College & Research Libraries

Approved April 20, 2011 — Effective July 1, 2011

Reaffirmed September 2013. Revised November 2019.

Preamble

The strengths and capacities of ACRL have enabled the association to sustain exemplary programs and results for its members and to shape policies and practices of vital interest to higher education.

ACRL's Plan for Excellence continues that path and focuses attention on four areas that capitalize on our strengths, deliver high member value, and heighten our impact:

- Value of Academic Libraries
- Student Learning
- Research and Scholarly Environment
- New Roles and Changing Landscapes

These strategic areas will be supported by financial and operational planning, and will guide the development and implementation of programs and services that target education, advocacy and member engagement.

ACRL's leadership views strategic thinking and planning as an ongoing process. Adoption of this plan for excellence affirms the general intent and direction articulated by the association's core ideology, envisioned future, shorter-term goals, and objectives. Progress will be assessed annually and will guide the operational planning process. The plan for excellence will be updated based on achievement of the goals and their continued relevance as new needs and opportunities arise.

Timeless Core Ideology

Core Purpose

To lead academic and research librarians and libraries in advancing learning and scholarship.

Core Organizational Values

ACRL is committed to:

- visionary leadership, transformation, new ideas, and global perspectives
- exemplary service to members
- equity, diversity, and inclusion
- integrity and transparency
- continuous learning
- responsible stewardship of resources
- the values of higher education, intellectual freedom, the ALA Ethics policy, and "The Library Bill of Rights"

Core Commitment

ACRL is dedicated to creating diverse and inclusive communities in the Association and in academic and research libraries. This core commitment permeates the work of the Association, cutting across all ACRL sections, committees, interest and discussion groups, and communities of practice. The Association will acknowledge and address historical racial inequities; challenge oppressive systems within academic libraries; value different ways of knowing; and identify and work to eliminate barriers to equitable services, spaces, resources, and scholarship.

Long-term Envisioned Future Vision

Academic and research librarians and libraries are essential to a thriving global community of learners and scholars.

Vivid Description of a Desired Future

ACRL elevates the position, recognition, and impact of all academic and research libraries and librarians as catalysts in exceptional research and learning. Academic libraries play a critical role in building diverse, welcoming, and equitable communities; developing inclusive organizations, spaces and services; guarding against policies and practices that intentionally or unintentionally create racial inequalities; embodying diversity in the profession; and creating conditions so that all users are respected and supported in their intellectual dialogues and pursuits. Librarians and their colleagues design services that provide scholars and learners the unfettered ability to create, access, evaluate, and use knowledge. College and university students are information literate, informed scholars and citizens who value the opinions, perspectives, and experiences of others. Facile use of information sources and discovery techniques enables them to succeed in their coursework and future careers preparing them to lead new national and global initiatives. Partnering with academic librarians to collect and organize research data, faculty break new ground in their respective fields. Academic libraries, constantly transforming to meet the evolving needs of their campuses, are central to educational and research efforts.

50 E. Huron St., Chicago, IL 60611
800-545-2433, ext. 2523
acrl@ala.org | www.acrl.org

Five-Year Goals and Objectives

Value of Academic Libraries

Goal: Academic libraries demonstrate alignment with and impact on institutional outcomes.

Proposed Objectives:

1. Cultivate research opportunities that communicate the impact of academic and research libraries in the higher education environment.
2. Promote the impact and value of academic and research libraries to the higher education community.
3. Expand professional development opportunities for assessment and advocacy of the contributions towards impact of academic libraries.
4. Support libraries in articulating their role in advancing issues of equity, access, diversity, and inclusion in higher education.

Student Learning

Goal: Advance equitable and inclusive pedagogical practices and environments for libraries to support student learning.

Proposed Objectives:

1. Empower libraries to build sustainable, equitable, inclusive, and responsive information literacy programs.
2. Collaborate with internal and external partners to expand understanding of the impact of information literacy on student learning.



Research and Scholarly Environment

Goal: The academic and research library workforce accelerates the transition to more open and equitable systems of scholarship.

Proposed Objectives:

1. Increase the ways ACRL is an advocate and model for more representative and inclusive ways of knowing.
2. Enhance members' capacity to address issues related to scholarly communication, including but not limited to data management, library publishing, open access, and digital scholarship, and power and privilege in knowledge creation systems.
3. Increase ACRL's efforts to influence and advocate for more open and equitable dissemination policies and practices.

New Roles and Changing Landscapes

Goal: The academic and research library workforce effectively fosters change in academic libraries and higher education environments.

Objectives:

1. Deepen ACRL's advocacy and support for the full range of the academic library workforce.
2. Equip the academic library workforce to effectively lead, manage, and embrace change, advocate for their communities, and serve as a catalyst for transformational change in higher education.
3. Increase diversity, cultivate equity, and nurture inclusion in the academic library workforce.



ALA EXECUTIVE BOARD MEETING AGENDA

2022 Annual Conference Washington D.C.

June 24, 27, 28

Marriott Marquis Hotel: MAR – Silver Linden

ALA Executive Board Meeting – Session I

Friday, June 24 at 9:00 AM – 11:00 AM Eastern Time

Time	Topic	Facilitator
9:00 AM	Welcome, Call to Order Consent Agenda <ul style="list-style-type: none"> Agenda Approval <i>EBD #9.13 ACTION</i> 	Patty Wong, ALA President
9:00 – 9:05 AM	Report out Executive Committee	Patty Wong, ALA President
9:05 – 9:10 AM	Meet ALA's New Parliamentarian	Adrian Stratton, MBA, PRP
9:10 – 9:40 AM	Executive Director Report <i>EBD #12.34</i> <ul style="list-style-type: none"> <i>State of ALA Strategy and Operations</i> <i>ALA EDISJ Strategies</i> <i>ALA Milestones and 150th Anniversary Planning</i> <i>Development Office Report <i>EBD #6.3 ACTION</i></i> <i>Emerging Issues and Opportunities</i> 	Tracie Hall, ALA Executive Director
9:40 – 9:55 AM	Office for Diversity, Literacy and Outreach Services (ODLOS) Report <i>EBD #12.34</i>	Jennifer Shimada, ODLOS Advisory Committee Chair Kevin Strowder, ODLOS Director
9:55 – 10:10 AM	Cultural Proficiencies for Racial Equity Task Force <i>EBD #10.13 ACTION</i>	Christina Fuller-Gregory, Facilitator
10:10 – 10:30 AM	Membership Report <i>EBD #12.34</i>	Miranda Bennett, Membership Chair Melissa Walling, AED ALA Offices and Member Relations Cory Stevenson, Manager Community Engagement
10:30 – 10:45 AM	Transforming ALA Governance (TAG) Final Report <i>EBD #10.11</i>	Amy Lappin, TAG Chair
10:45 – 11:00 AM	Publishing Report <i>EBD #12.34</i>	Mary Mackay, AED Publishing
11:00 AM	Adjourn ALA Executive Board Meeting	Patty Wong, ALA President

ALA EXECUTIVE BOARD MEETING AGENDA

2022 Annual Conference Washington D.C.

June 24, 27, 28

Marriott Marquis Hotel: MAR – Silver Linden

ALA Executive Board Meeting – Session II

Monday, June 27 at 1:00 PM – 4:00 PM Eastern Time

Time	Topic	Facilitator
1:00 PM	Call to Order <ul style="list-style-type: none"> Agenda Approval <i>EBD #9.13 ACTION</i> Consent Agenda <ul style="list-style-type: none"> President's Report <i>EBD #7.6</i> President-elect's Report <i>EBD #7.7</i> Board Action & Vote Tally <i>EBD #1.4</i> Spring Board Meeting Minutes <i>EBD #2.13</i> Philanthropy Advisory Group (PAG) Report <i>EBD #10.15</i> 	Patty Wong, ALA President
1:00 – 1:30 PM	Financial Update <ul style="list-style-type: none"> FY 2022 YTD Financial Results & Narrative <i>EBD #3.28-3.28a</i> FY 2023 Revised Preliminary Budget and Annual Estimates of Income & Budget Memo <i>EBD #3.30, 3.30a ACTION</i> Financial 5-year Plan Update <i>EBD #3.26</i> Contributed Revenue Analysis <i>EBD #3.29</i> 	Maggie Farrell, ALA Treasurer Dina Tsourdinis, Chief Financial Officer
1:30 – 1:45 PM	Joint Budget Analysis Review Committee (BARC) / Finance and Audit (F&A) Committee Report <i>EBD #3.24</i>	Maggie Farrell, ALA Treasurer Rodney Lippard, BARC Chair
1:45 – 2:00 PM	Endowment Trustees Report <i>EBD #13.3</i>	Mario Gonzalez, Senior Trustee
2:00 – 2:20 PM	Operating Agreement Working Group <i>EBD #10.12 ACTION</i>	Maggie Farrell, Andrew Pace, Co-Chairs OAWG
2:20 – 2:30 PM	Break	
2:30 – 2:45 PM	International and Chapter Relations Report <i>EBD #12.34</i>	Michael Dowling, Director, Intl and Chapter Relations Offices
2:45 – 3:00 PM	Public Policy and Advocacy <i>EBD #12.34</i>	Joe Thompson, COL Chair Alan Inouye, Interim AED Public Policy & Advocacy
3:00 – 4:00 PM	CLOSED SESSION Legal Update Reappointments and Nominations for the Philanthropic Advisory Group <i>CBD #27 ACTION</i> Other Items	Paula Goedert, ALA Legal Counsel Patty Wong, ALA President
4:00 PM	Adjourn ALA Executive Board Meeting	Patty Wong, ALA President

ALA EXECUTIVE BOARD MEETING AGENDA

2022 Annual Conference Washington D.C.

June 24, 27, 28

Marriott Marquis Hotel: MAR – Silver Linden

*Note: ALA-APA Board of Director's Meeting is scheduled for Monday, June 27 at 4:00 PM – 4:30 PM Eastern
See separate agenda APA BD #9.4*

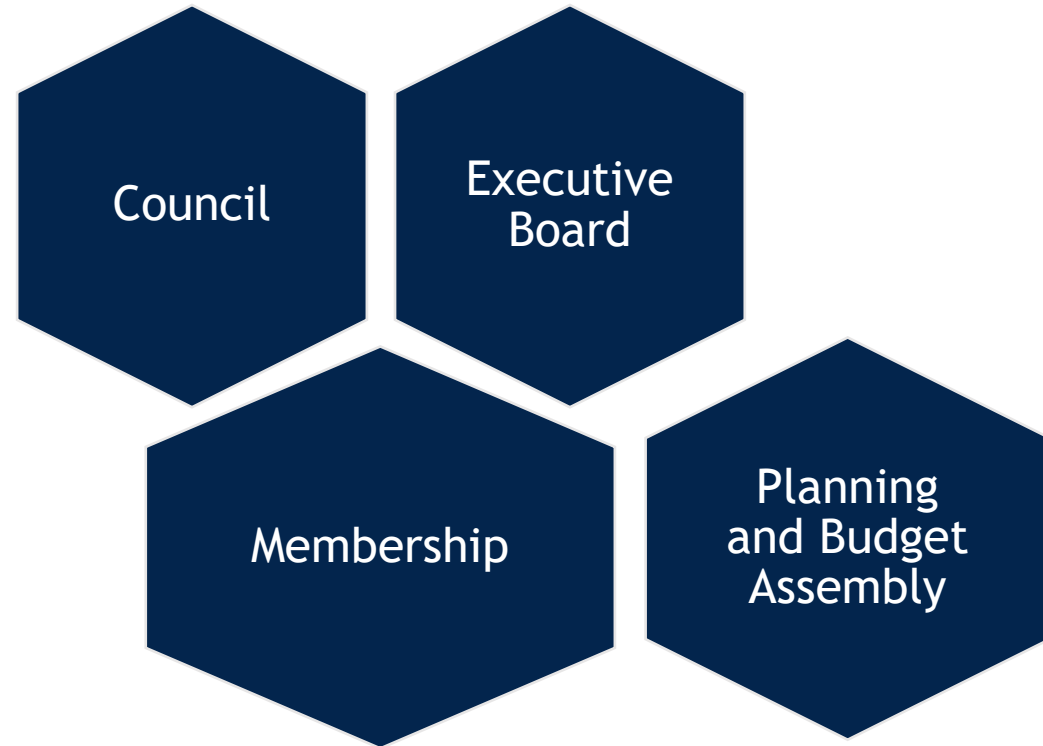
ALA Executive Board Meeting – Session III

Tuesday, June 28 at 8:00 AM – 10:30 AM Eastern Time

Time	Topic	Facilitator
8:00 AM	Call to Order <ul style="list-style-type: none"> Agenda Approval <i>EBD #9.13 ACTION</i> 	Patty Wong, ALA President
8:00 – 8:40 AM	ALA Branding Working Group Update ACTION	Jessica Hassanzadeh, Managing Director, Bridget Pooley, Chief Operating Officer, Mission Partners
8:40 – 8:55 AM	Conference Services Report EBD #12.34, #12.36.1 ACTION	Robin Kear, Conference Committee Chair; Earla Jones, Director Conference Services
8:55 – 9:05 AM	Information Technology Report EBD #12.35.1	Gina Seymour, ITAC Chair Sherri Vanyek, Director IT
9:05 – 9:20 AM	Board Liaison Reports Board members to report out on Board liaison assignments Emerging Issues	Board members
9:20 – 9:45 AM	Board Members Recognition	Board members
9:45 – 10:30 AM	CLOSED SESSION Office of Intellectual Freedom (OIF) Public Policy Advocacy Joint Report CBD #30 Board Effectiveness Other Items	Deborah Caldwell-Stone, OIF Director, Megan Cusick, Deputy Director, State Advocacy Julius C. Jefferson, Jr., ALA Immediate Past President
10:30 AM	Adjourn ALA Executive Board Meeting	Patty Wong, ALA President

Endowment Trustees Report

Saturday - June 25, 2022
Sunday - June 26, 2022
Monday - June 27, 2022



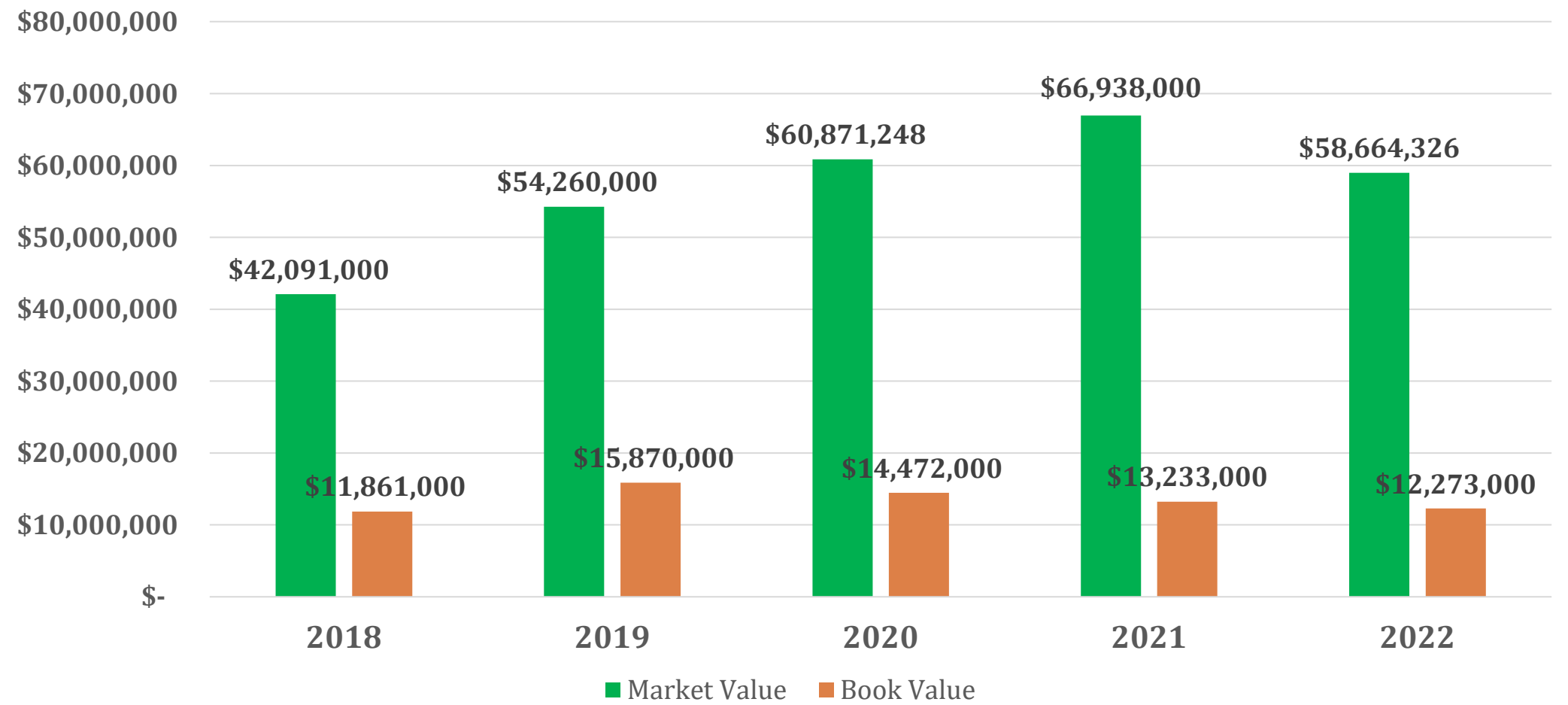
Mario Gonzalez - Senior Trustee

Notable Issues Influencing the Financial Markets

- The Ukraine/Russia crisis has dampened the global growth outlook
- Inflation is expected to be persistently higher for longer:
 - Currently at 8.3%
 - Massive monetary and fiscal stimulus over the last two years
- The Federal Reserve continues to signal its intention to aggressively raise interest rates to contain inflation
- Oil and gasoline prices continue to escalate
- Strong labor market. 3.6% unemployment; lowest in nearly 50 years
- US consumers are currently flush with cash and lower financial obligations
- The US supply chain remains disjointed
- Energy, mining and agricultural commodity prices expected to remain elevated

Market and Book Value as of 5-31-22*

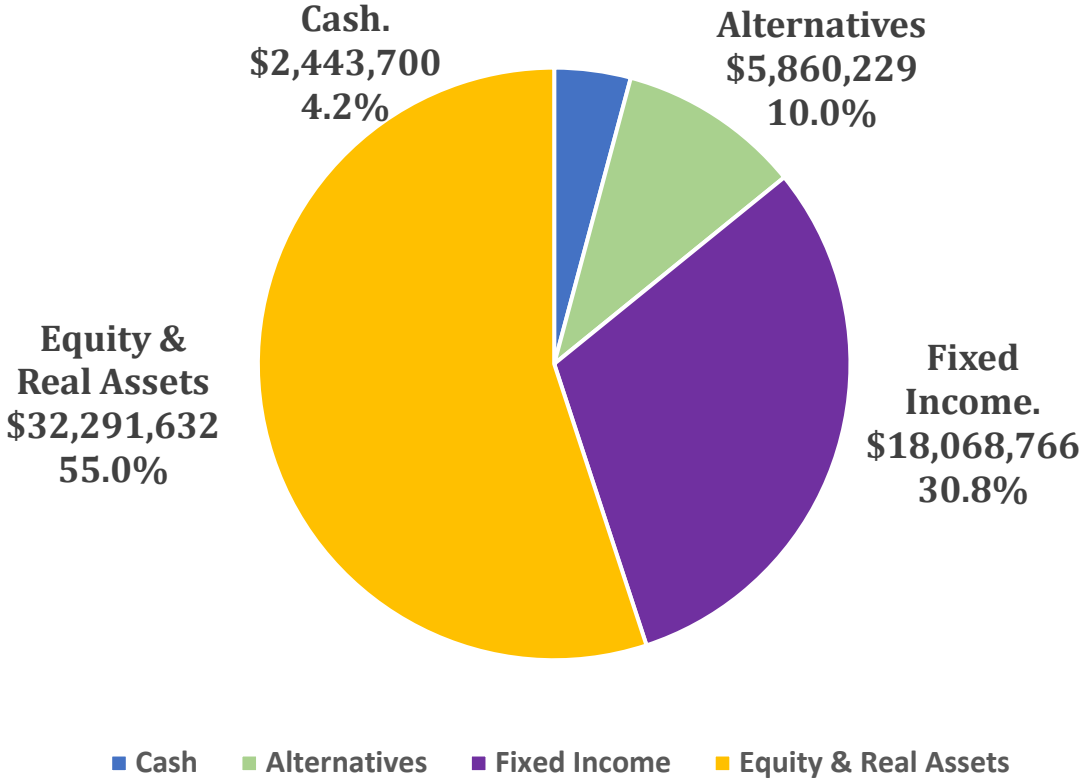
\$58,664,326



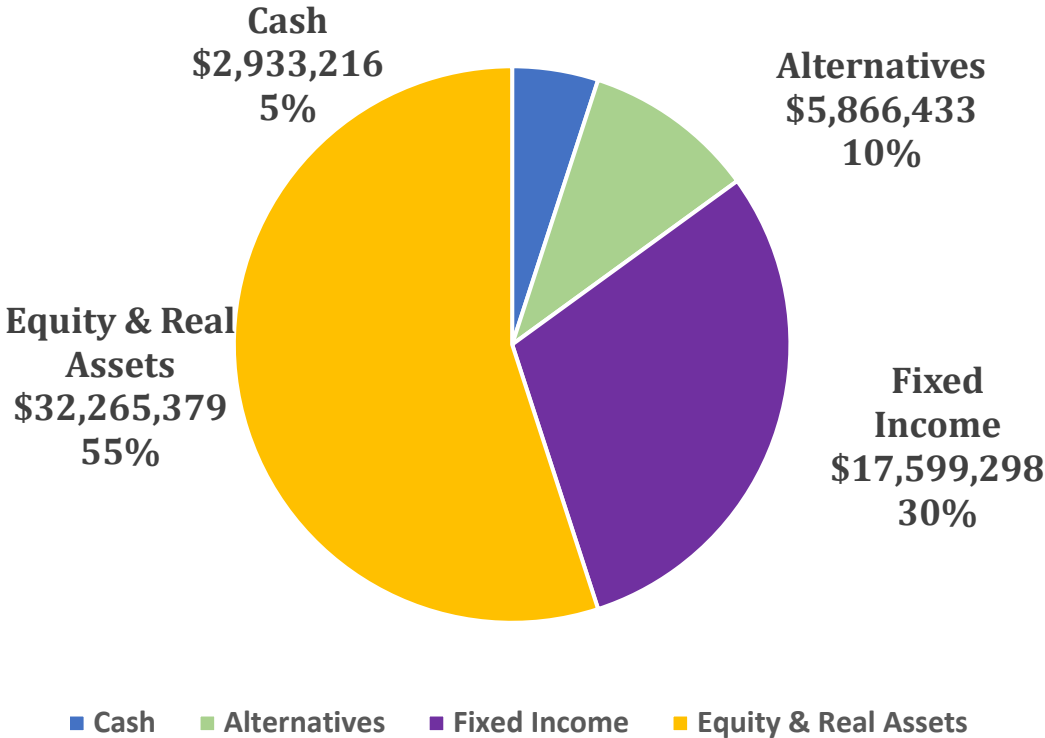
*Calendar year to date – 5 months. All other years are 12-month results

Endowment Fund Asset Allocation

Actual Allocation



Target Allocation Per IPS



Equity and Real Assets Manager Allocation

Domestic Large/Mid Cap				International Equity			
S&P 500 Fossil Fuel Reserve Free	\$	11,653,653	19.9%	Capital Group International	\$	2,303,094	3.9%
Clearbridge Large Cap ESG	\$	8,810,586	15.0%	Domini International ESG	\$	1,125,640	1.9%
Nuveen Small Cap ESG	\$	1,890,909	3.2%	IShares ESG Aware EFT	\$	1,158,593	2.0%
Ariel Fund	\$	<u>1,191,902</u>	<u>2.0%</u>	GS GQG International Opportunities	\$	<u>1,439,230</u>	<u>2.5%</u>
Total \$ 23,547,050 40.1%				Total \$ 6,026,557 10.3%			
Real Assets							
Vanguard US REIT ETF	\$	1,466,731	2.5%				
Nuveen Real Asset Income	\$	<u>1,251,294</u>	<u>2.1%</u>				
Total \$ 2,718,025 4.6%							

Fixed Income and Alternatives/Cash Manager Allocation

Fixed Income			
Guggenheim Total Return	\$	4,243,755	7.2%
PIMCO Income	\$	4,327,091	7.4%
Calvert ESG Short Duration	\$	6,465,737	11.0%
Lord Abbett Short Duration	\$	<u>3,032,183</u>	<u>5.2%</u>
Total \$		18,068,766	30.8%

Alternatives and Cash			
Blackstone 2015 Alts Trust	\$	1,019,075	1.7%
KKR 2016 Custom Equity Opportunities	\$	939,633	1.7%
Blackstone 2018 Alts Trust	\$	2,172,106	3.7%
JLL Income Property Trust	\$	1,321,809	2.3%
The Endowment Fund	\$	<u>407,606</u>	<u>0.6%</u>
Total Alternatives		<u>\$ 5,860,229</u>	<u>10.0%</u>
Cash	\$	<u>2,443,700</u>	<u>4.2%</u>
Total \$		8,303,929	14.2%

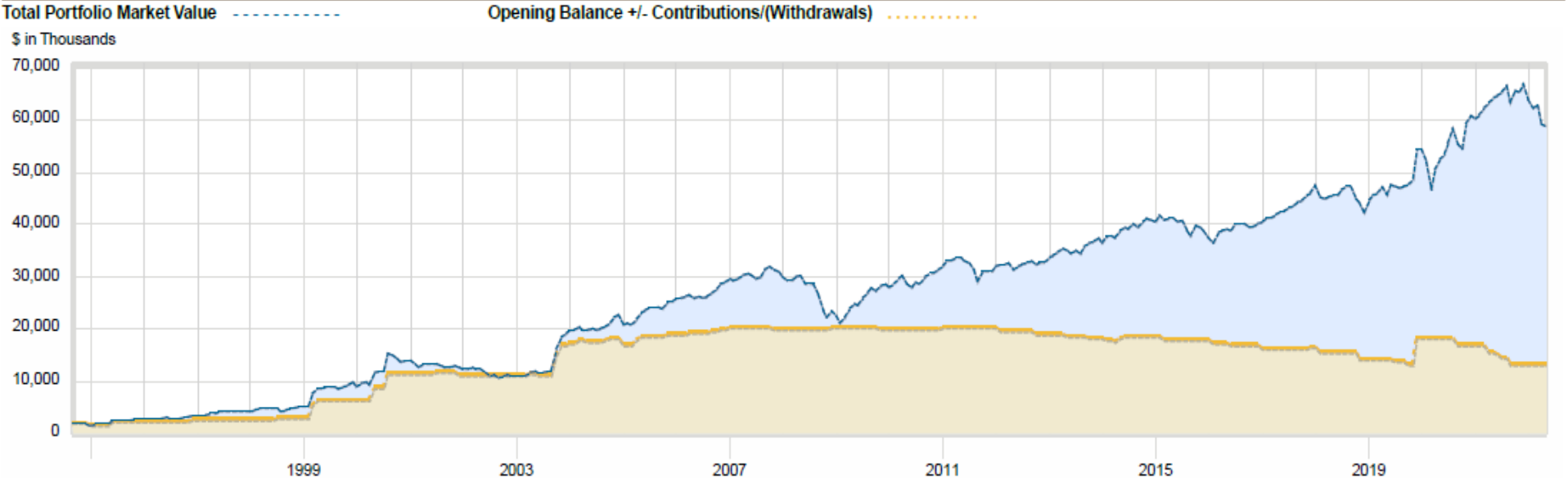
Environmental, Social and Governance (ESG) and Diversity Portfolio Holdings



	<u>Portfolio Value</u>	<u>% of ESG Portfolio</u>	<u>% of Total Portfolio</u>
S&P 500 Fossil Free Reserve	\$ 11,653,653	34.5%	19.9%
Clearbridge Large Cap ESG	\$ 8,810,586	26.1%	15.0%
Calvert ESG Short Duration	\$ 6,465,737	19.2%	11.0%
Nuveen Small Cap ESG	\$ 1,890,909	5.6%	3.2%
Domini ESG International	\$ 1,125,640	3.3%	1.9%
iShares ESG Aware ETF	<u>\$ 1,158,593</u>	<u>3.5%</u>	<u>2.0%</u>
Total ESG	\$ 31,105,118	92.2%	53.0%
 Ariel Investments	 \$ 1,191,902	 3.5%	 2.0%
GS GQG International	<u>\$ 1,439,230</u>	<u>4.3%</u>	<u>2.5%</u>
Total Diversity	\$ 2,631,132	7.8%	4.5%
 Grand Total	 <u>\$ 33,736,250</u>	 <u>100.0%</u>	 <u>57.5%</u>
 Portfolio Total	 <u>\$ 58,664,326</u>		

Endowment historical cash flows as of 5/31/2022

Performance period: 10/17/1994 to 05/31/2022



Categories	2013	2014	2015	2016	2017	2018	2019	2020	2021	2022	Entire Period
Opening Balance (\$)	32,633,466	37,288,932	40,735,091	38,724,962	40,016,349	45,900,664	42,091,092	54,260,268	60,747,152	66,937,475	1,623,562
Contributions/(Withdrawals) (\$)	(732,294)	519,511	(877,651)	(991,964)	(369,494)	(2,053,057)	4,009,133	(1,448,275)	(3,772,171)	722	10,650,465
Interest/Dividends (\$)	1,213,067	1,396,836	1,497,064	1,252,452	1,214,040	1,528,605	1,190,682	1,631,792	2,260,553	481,094	24,013,377
Appreciation/(Depreciation) (\$)	4,174,694	1,529,812	(2,629,543)	1,030,899	5,039,768	(3,285,121)	6,969,361	6,303,367	7,701,942	(8,754,965)	21,773,038
Closing Balance (\$)	37,288,932	40,735,091	38,724,962	40,016,349	45,900,664	42,091,092	54,260,268	60,747,152	66,937,475	58,664,326	58,664,326
Time Weighted Return (%)	16.71	7.67	(2.89)	6.13	15.82	(4.04)	19.44	14.85	16.73	(12.36)	579.85

***Book Value is the net total of contributions and withdrawals made by ALA. Contributions/withdrawals will increase or decrease both Book Value and total portfolio value by identical amounts.**

Book Value = \$12.3 million

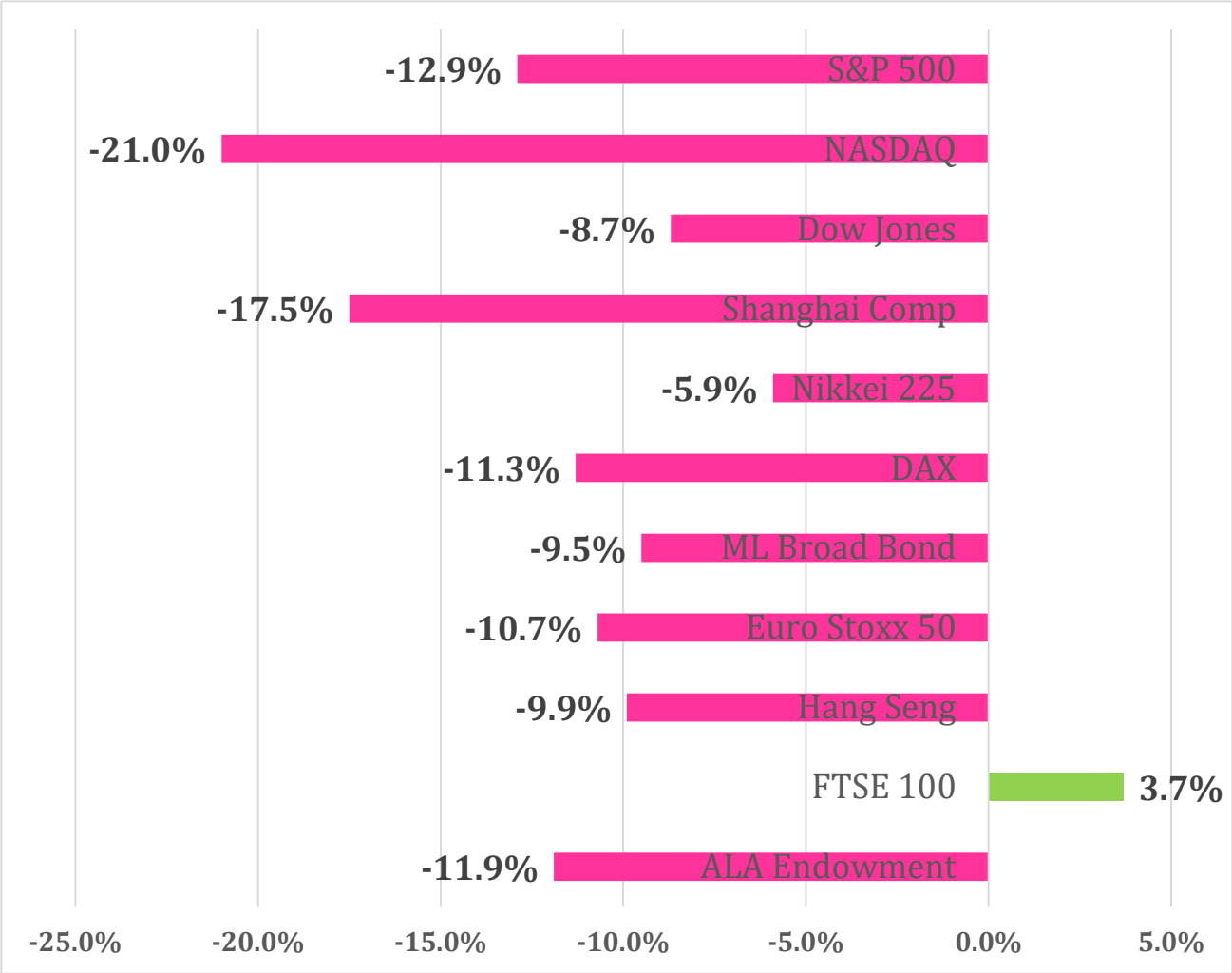
Investment Earnings = \$45.8 million

Time Weighted Rate of Return

Year-To-Date 5-31-22

	Opening	Contributions	Interest &	Appreciation	Closing	ROR	ROR
<u>Period</u>	<u>Balance</u>	<u>(Withdrawals)</u>	<u>Dividends</u>	<u>(Depreciation)</u>	<u>Balance</u>	<u>Period</u>	<u>Cumulative</u>
May - 2022	\$ 58,992,387	\$ 0	\$ 62,704	\$ (390,765)	\$ 58,664,326	(0.56%)	(12.36%)
April - 2022	\$ 62,749,007	\$ 0	\$ 59,983	\$ (3,816,602)	\$ 59,992,387	(5.99%)	(11.87%)
March - 2022	\$ 62,054,031	\$ 0	\$ 282,751	\$ 412,224	\$ 62,749,007	1.12%	(6.26%)
February - 2022	\$ 63,726,906	\$ 0	\$ 44,803	\$ (1,717,678)	\$ 62,054,031	(2.63%)	(7.30%)
January - 2022	\$ 66,937,475	\$ 722	\$ 30,854	\$ (3,242,145)	\$ 63,726,906	(4.80%)	(4.80%)
December - 2021**	\$ 65,284,718	\$ (722)	\$ 888,885	\$ 764,595	\$ 66,937,475	2.53%	16.73%*
2022 Totals		\$ 722	\$ 481,094	\$ (8,754,965)	\$ 58,664,326	NA	(12.36%)

Returns for the World's Major Indices



Endowment Trustee Activities

- Invested in a new private equity manager Partners Group Fund (ESG) – A \$1.0 million commitment*
 - Investment will be made in mid-June 2022, for a 1.7% increase in ESG holdings bringing the ESG total to 59.2%
- Rebalanced the portfolio by reducing the overweighting in the equity position by 1% to target and reallocating to private equity
- Approved the establishment of the Joann Sweetland Lum Memorial Fund endowment**
- Updated and codified the guidelines and procedures for the selection of Endowment Trustee applicants and Trustees seeking a second three-year term
- Set a timeline for the establishment of guidance and criteria for a “Request for Information/Proposal” for the ALA Investment Advisor
- Set a timeline for updating “Investment Policy Statement”



ALA Endowment Trustees

CONTACT: mgonzalez@passaicpubliclibrary.org

Mario Gonzalez, Senior Trustee – 2023

Brett Bonfield – 2024


Maggie Farrell, Treasurer – 2022

Rhea Lawson – 2023

James G. Neal – 2022

Janice Welburn – 2022

Shali Zhang – 2024



Supported by ALA Finance staff and The Bhatia Group, Merrill Lynch Investment Advisers

EBD #3.33
 BARC #3.33
 2021-2022

ALA American Library Association

Endowment 5% Spending Payout
 FY 2023

20 Quarter Payout

Budget Support

For FY23 Budget

Policy/Practice

Unit	Project #	Name	Total 20 Quarters	20 Quarter Rolling Average	5% of Rolling Average
591	9150/53/54	Future Fund	\$ 301,203,418	\$ 15,060,171	\$ 753,009
300	2992	Carnegie	\$ 35,986,426	\$ 1,799,321	\$ 89,966
250	9097	Life Member I	\$ 30,941,757	\$ 1,547,088	\$ 77,354
250	9183/84	Life Member II	\$ 2,375,813	\$ 118,791	\$ 5,940
Total			\$ 370,507,414	\$ 18,525,371	\$ 926,269
Divisions					
401	3179	PLA	\$ 29,511,554	\$ 1,475,578	\$ 73,779
403	3657	ACRL	\$ 87,218,928	\$ 4,360,946	\$ 218,047
404	3921	Choice	\$ 14,278,922	\$ 713,946	\$ 35,697
405	4061	AASL	\$ 7,720,272	\$ 386,014	\$ 19,301
406	4399	ASCLA	\$ 1,633,432	\$ 81,672	\$ 4,084
407	4516	ALCTS	\$ 1,276,246	\$ 63,812	\$ 3,191
409	4711	LLAMA	\$ 4,406,431	\$ 220,322	\$ 11,016
410	4821	RUSA	\$ 14,050,021	\$ 702,501	\$ 35,125
411	5116	United Libraries	\$ 3,851,677	\$ 192,584	\$ 9,629
412	5342	LITA	\$ 3,951,830	\$ 197,592	\$ 9,880
Total			\$ 167,899,313	\$ 8,394,966	\$ 419,748
Spectrum Family					
116	9182	Spectrum	\$ 100,700,934	\$ 5,035,047	\$ 251,752
116	0407	Gordon	\$ 853,911	\$ 42,696	\$ 2,135
116	0462	Turock	\$ 3,638,403	\$ 181,920	\$ 9,096
116	0464	Teeple	\$ 2,742,937	\$ 137,147	\$ 6,857
116	1701	Leo Albert	\$ 15,338,174	\$ 766,909	\$ 38,345
116	9185	G. Calloway	\$ 651,878	\$ 32,594	\$ 1,630
116	9167	Giles	\$ 10,612,387	\$ 530,619	\$ 26,531
Total			\$ 134,538,624	\$ 6,726,931	\$ 336,347
Scholarships					
103	0204	Hornback	\$ 7,178,922	\$ 358,946	\$ 17,947
413	5408	Melcher	\$ 22,845,733	\$ 1,142,287	\$ 57,114
591	9165	Clift	\$ 11,696,884	\$ 584,844	\$ 29,242
103	0209	Hoy	\$ 3,670,073	\$ 183,504	\$ 9,175
604	6154	ROCKOSZKA	\$ 2,254,962	\$ 112,748	\$ 5,637
200	1056	Gavers	\$ 4,575,606	\$ 228,780	\$ 11,439
591	9159	General	\$ 4,661,068	\$ 233,053	\$ 11,653
591	9161	Drewes	\$ 1,538,941	\$ 76,947	\$ 3,847
591	9163	Leisner	\$ 1,834,751	\$ 91,738	\$ 4,587

150	0802	Oakley	\$	1,726,319	\$	86,316	\$	4,316
		Total	\$	61,983,259	\$	3,099,163	\$	154,958
		Awards						
103	0214	Curly	\$	637,483	\$	31,874	\$	1,594
106	0416	Gregory-Wood	\$	220,506	\$	11,025	\$	551
108	0608	Intellectual	\$	4,705,661	\$	235,283	\$	11,764
111	0862	Bogle	\$	481,699	\$	24,085	\$	1,204
111	0864	Dean	\$	1,540,416	\$	77,021	\$	3,851
200	0947	Baber	\$	7,137,950	\$	356,898	\$	17,845
230	0959	Haycock	\$	1,289,937	\$	64,497	\$	3,225
230	0961	Boyd	\$	2,689,719	\$	134,486	\$	6,724
115	0977	Cultural	\$	43,739,118	\$	2,186,956	\$	109,348
200	1058	Howard	\$	2,103,001	\$	105,150	\$	5,258
230	1641	Schneider	\$	8,731,752	\$	436,588	\$	21,829
230	1645	Lippincott	\$	1,539,543	\$	76,977	\$	3,849
410	4823	Brodie	\$	4,186,759	\$	209,338	\$	10,467
410	4824	Gail Schlachter	\$	908,225	\$	45,411	\$	2,271
413	5409	Childrens	\$	6,191,229	\$	309,561	\$	15,478
413	5410	Distinguished	\$	2,272,690	\$	113,635	\$	5,682
413	5412	Video	\$	3,204,599	\$	160,230	\$	8,011
413	5416	Legacy Award	\$	1,712,580	\$	85,629	\$	4,281
413	5418	Arbuthnot	\$	6,592,909	\$	329,645	\$	16,482
413	5426	Fiore	\$	1,285,212	\$	64,260.60	\$	3,213
413	5572	Rollins	\$	7,547,518	\$	377,376	\$	18,869
413	5573	E. Peterson	\$	-	\$	-	\$	-
413	5582	Morris - ALSC	\$	18,316,274	\$	915,814	\$	45,791
413	5596	Belpre	\$	3,298,134	\$	164,907	\$	8,245
413	5598	Geisel	\$	1,747,080	\$	87,354	\$	4,368
414	5791	Morris - Yalsa	\$	16,011,496	\$	800,575	\$	40,029
414	5793	Yalsa Leader	\$	2,313,104	\$	115,655	\$	5,783
414	5900	MAE Trust	\$	20,736,452	\$	1,036,823	\$	51,841
601	6001	Windsor	\$	370,534	\$	18,527	\$	926
601	6004	Holley	\$	698,653	\$	34,933	\$	1,747
605	6207	Immorth	\$	384,769	\$	19,238	\$	962
607	6302	Olofson	\$	1,470,034	\$	73,502	\$	3,675
608	6351	Shera	\$	1,433,823	\$	71,691	\$	3,585
610	6448	H. Bibilo	\$	101,779	\$	5,089	\$	254
619	6465	GLBLRT	\$	6,828,153	\$	341,408	\$	17,070
613	6472	CSK	\$	9,018,977	\$	450,949	\$	22,547
612	6555	LIRT	\$	1,174,004	\$	58,700	\$	2,935
591	9172	Fyan	\$	12,237,102	\$	611,855	\$	30,593
606	6260	IRRT	\$	1,066,476	\$	53,324	\$	2,666
591	9175	Futas	\$	687,983	\$	34,399	\$	1,720
		Total	\$	206,613,333	\$	10,330,667	\$	516,533
		Total	\$	941,541,943	\$	47,077,097	\$	2,353,855