

The background of the slide features a stylized, layered mountain range. The mountains are rendered in various shades of brown, tan, and beige, creating a sense of depth and texture. The overall aesthetic is warm and artistic, with soft, painterly edges.

# How Are We Developing Future Electronic Resource Librarians?

Cara Calabrese | Miami University  
RPLTS Virtual IG Week



# Overview

**01** Research on ER topics in MLIS curriculum

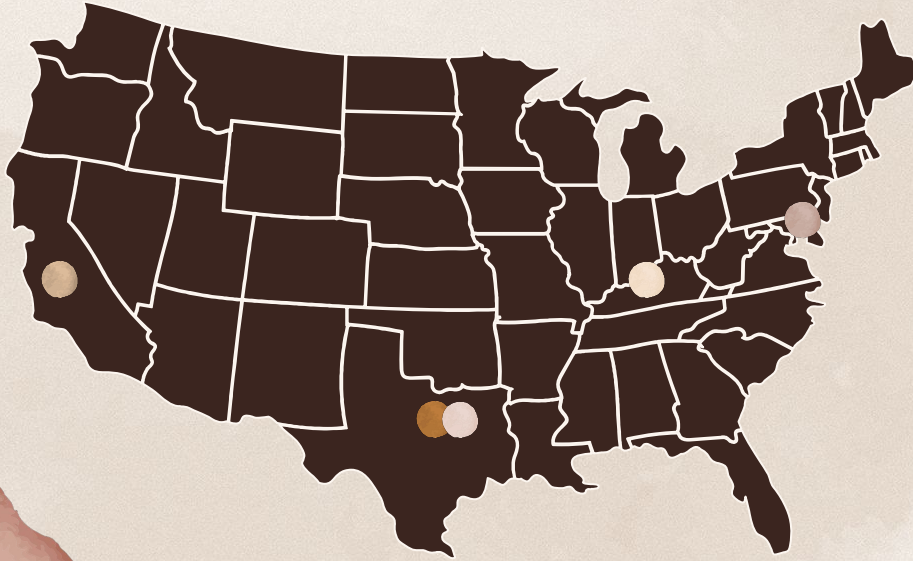
**02** Skilling up

**03** Taking the mystery out of the process





## 📍 Programs with highest graduate numbers



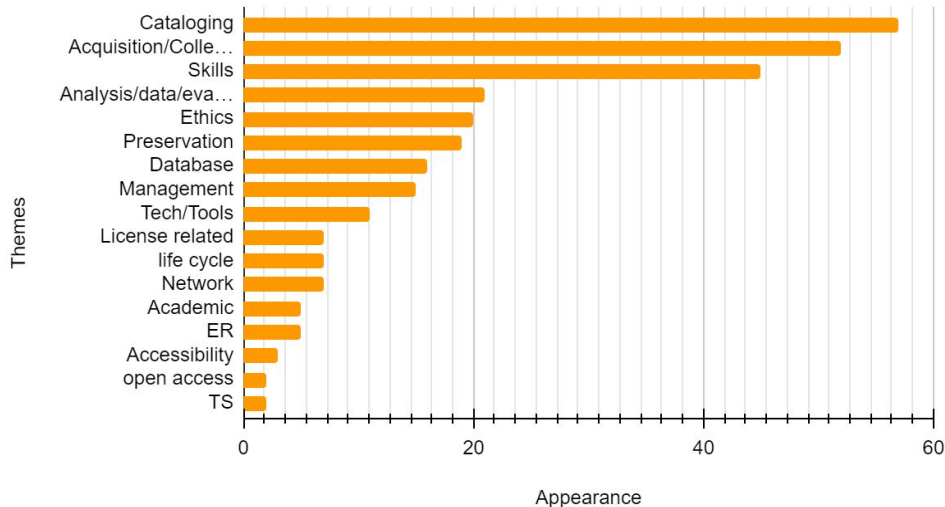
- San Jose State University
- Simmons University
- University of North Texas
- Texas Woman's University
- Rutgers





# PREPARING THE DATA

## ER Related Course Themes



## breakdown

- 222 courses available in top 5 programs
- 32 required courses
- 12 of those contained skills related to Electronic Resources Librarianship (ERL)
- That ratio (36%) is similar to total number of courses that contain skills related to ERL (83/222)

# Initial Findings

## Text Analysis using TERMS & NASIG Core Competencies of ER Librarians

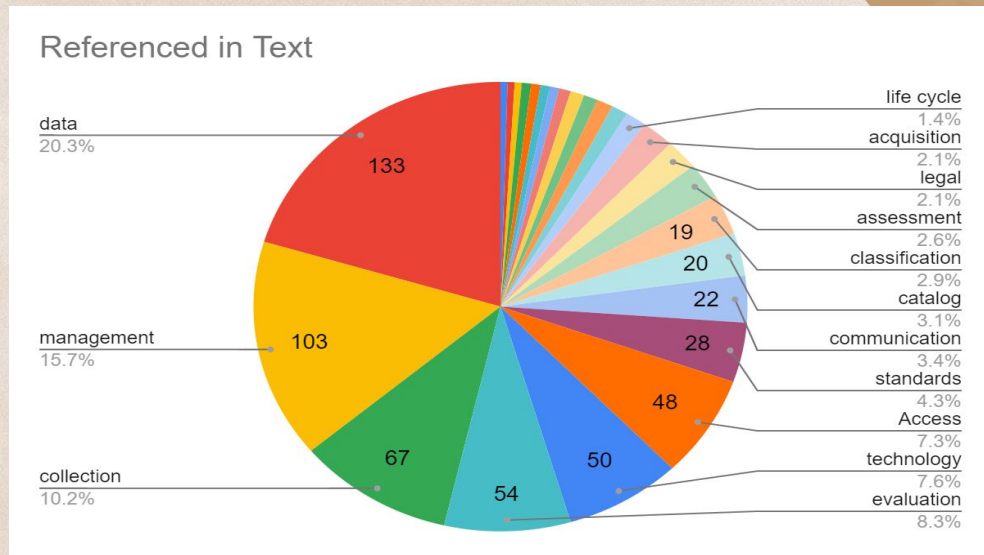
~half never mentioned at all

~19% had 2 or fewer mentions

1 mention of Electronic Resources (but only in relation to youth collections)

**Below not mentioned in any course descriptions**

Licensing, Life Cycle, OA, Copyright, Discovery Services, Proxy, SERU, OpenURL, & Troubleshooting







## Initial Conclusions



### MLIS Programs

### Completions

San Jose State

733

Simmons University

281

University of North Texas

270

Texas Woman's University

211

Rutgers

196

**TOTAL**

1,691

Yielded only 12 required courses that touch on ER skills

Only 37% of all courses give the opportunity to learn about ERM



02

# Skill Building

Building skills post MLIS & training others



# Developing your skills



## Professional Development

UKSG Licensing Seminar, MLIS schools offering post degree or professional courses, Core Webcourses & CE



## Shadowing & Mentorship

Approaching ER librarians, ALA, Core, & Local/regional Mentorship



## Documenting & Creating

When in a role, I found updating procedures to help me understand what and why we were doing things, Also allows others after you to understand better as well!



## Hands on Exp

The well known one: Actually getting to do the work



Replacing Mystery  
with expertise!





# Working with others



## Share

Incorporate others early when developing processes



## Communicate

provide feedback stops, let others know why or why not adjustments are made, & hit up all your constituencies



## Iterate

Allow flexibility to adjust as new suggestions or opportunities come up







## ER Acquisitions

[+ Show Help](#) [- Hide Help](#)Requestor \* 

Cara Calabrese

What is the title? (please include any alternative names or acronyms) \* 

What is the vendor? \*

Vendor contact information (add any contact details or representatives you have been working with)

What type of resource is this?

- ☐ Data Set
- ☐ Database
- ☐ eBook package/Collection
- ☐ eJournal/Newspaper package/Collection
- ☐ eJournal/Newspaper (single title)
- ☐ Video Collection
- ☐ Other (describe in the description of the resource box below)

What is the Intended Acquisition type?

What is the intended Acquisition type?

- ☐ Trial
- ☐ Free or Open Access
- ☐ Subscription/Lease
- ☐ Purchase/Perpetual Access

What is the fund? \* 

Do you need pricing? \*

- ☐ Yes
- ☐ No
- ☐ Other

Is there a timeframe that this is needed? (for trials please include length, 30 days is standard)

Provide a description of the resource (to be used either in the Trial or A-Z description) \* 

URL

Notes

The background of the slide features a stylized, layered mountain range. The mountains are rendered in various shades of brown, tan, and orange, creating a sense of depth and texture. The overall aesthetic is warm and artistic, with soft, painterly edges.

# THANKS

Do you have any questions?

Cara Calabrese

Acquisitions & Access Librarian

[calabrcm@miamioh.edu](mailto:calabrcm@miamioh.edu)

CREDITS: This presentation template was created by **Slidesgo**, including icons by **Flaticon**, and infographics & images by **Freepik**