

2017 ALA Midwinter RUSA STARS Meta Assessment

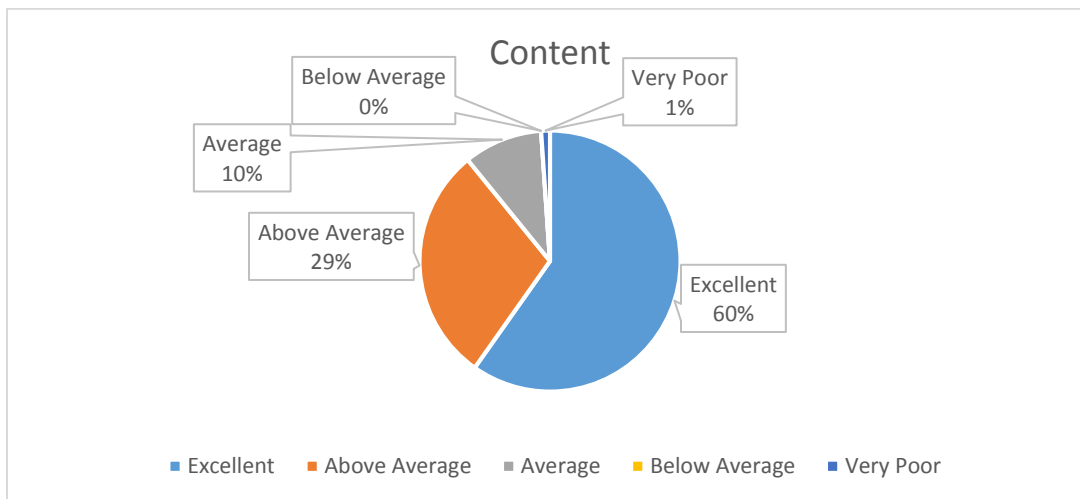
Prepared by David Ketchum, Chair, RUSA STARS Research and Assessment Committee

There were three STARS-sponsored sessions at ALA Midwinter:

- (Preconference) Everything You Always Wanted to Know About ILL
- ILL Discussion Group
- Hot Topics Discussion Group

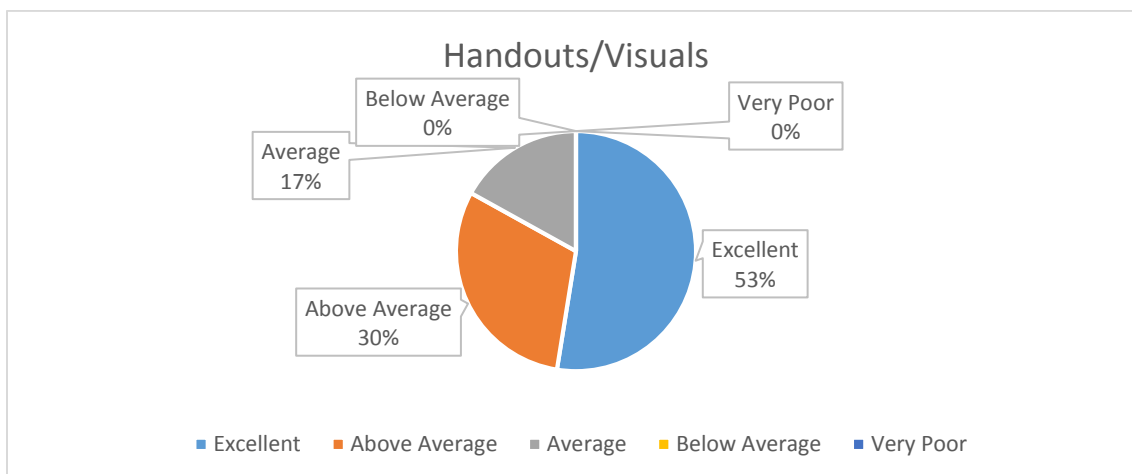
When asked about **Content**:

- 89% of respondents felt the session they attended was above average to excellent
- 10% of respondents felt the session they attended was average
- 1% of respondents felt the session they attended was below average or very poor



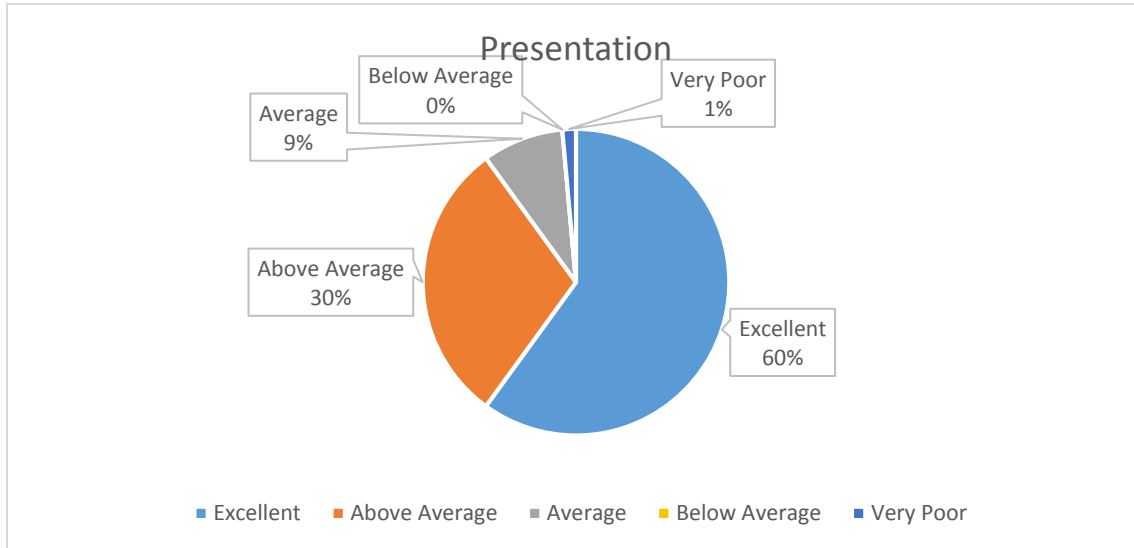
When asked about **Handouts/Visual Aids**:

- 83 % of respondents felt they were above average to excellent
- 17% of respondents felt they were average
- No respondents felt they were below average or very poor



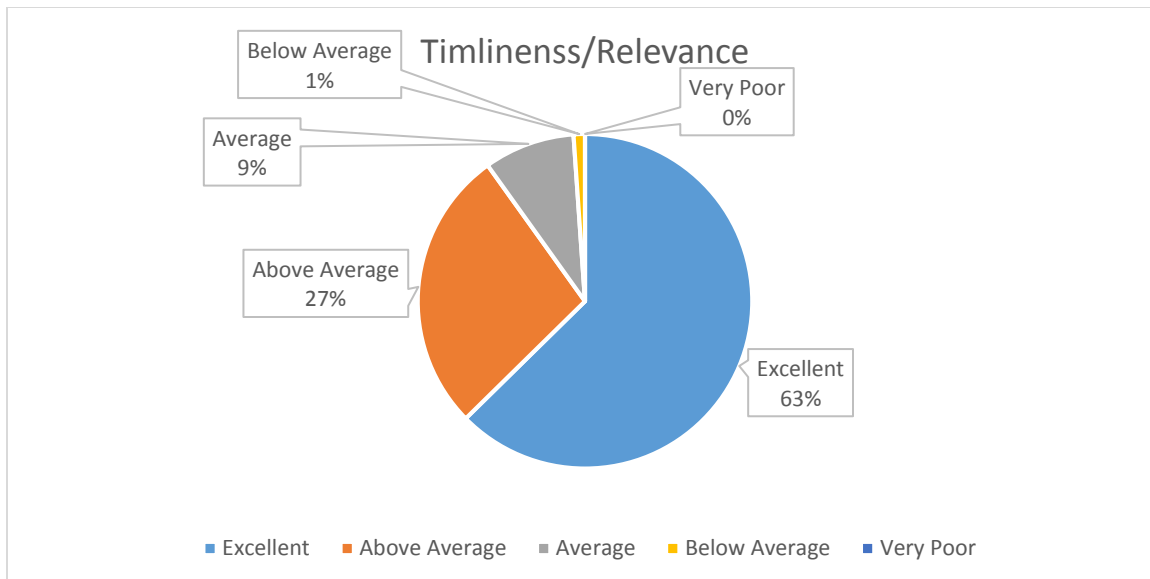
When asked about the **Presentation** itself:

- 90% of respondents felt their session was above average to excellent
- 9% of respondents felt their session was average
- 1% of respondents (1 total) felt their session was below average to poor



When asked about **Timeliness/Relevance** of the session:

- 90% of respondents felt their session was above average to excellent
- 9% of respondents felt their session was average
- 1% of respondents felt their session was below average to very poor



Respondents were asked what they liked **most** about the program they attended. The following themes emerged in their responses:

- Open discussion format
- Variety of viewpoints/attendee participation/sharing ideas
- Practicality of information/informative/useful
- Knowledge of presenters
- Copyright
- Loan periods
- Humor

Respondents were asked what they liked **least** about the program they attended. The following themes emerged in their responses:

- Need more topics/list of topics
- Complaints about space/location (too cold, discussion tables preferred, too far to travel)
- No visual aids
- Spent too much time on single topics/need more variety
- More active facilitation/presenters went over time

When asked how they would change or improve the programs, the following themes emerged:

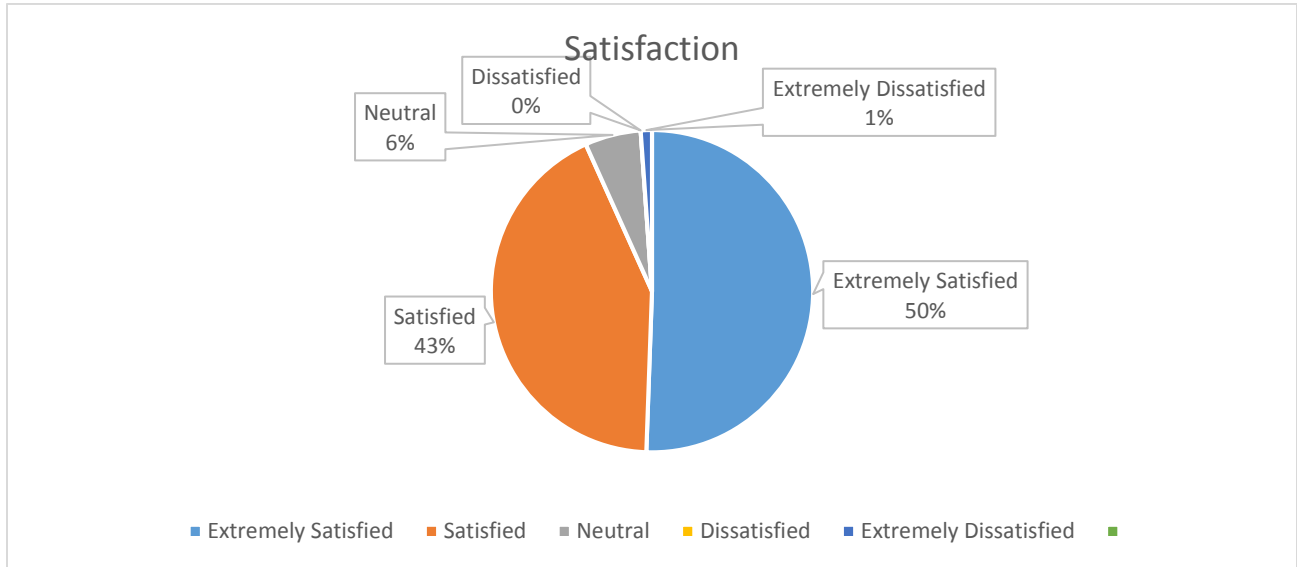
- More topic variety
- Facilitators/speakers should be more prompt
- Better moderation of topics/discussion
- More statistics (topic)
- ILL and collection management strategies
- More handouts/materials
- Food, snacks, water
- Location closer to conference

Respondents were also asked to recommend topics for future programs. The following suggestions were provided:

- ILL technology/software
- ILL office management
- Textbooks
- ILL marketing
- ILL rights (streaming videos, licensing, etc.) and legal issues (copyright, CONTU, etc.)
- E-Reserves
- Data analysis/statistics
- Public library services
- Open access
- Courier services
- Custom holdings/constant data

Respondents were asked to rate their **overall satisfaction** with the program they attended:

- 93% of respondents were satisfied or extremely satisfied
- 6% of respondents felt neutral about the program they attended
- 1% of respondents (1 total) felt dissatisfied to extremely dissatisfied



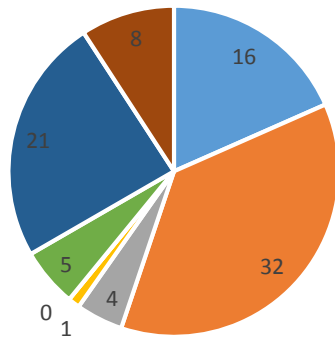
Regarding RUSA membership:

- 51% of respondents indicated they are members
- 50% of respondents indicated they are not members
- These numbers are heavily skewed by respondents of the preconference event (24% of respondents were members of RUSA; 76% of respondents were not members of RUSA)
- When looking only at ILL Discussion Group and Hot Topics: 76% of respondents were members of RUSA; 24% of respondents were not members of RUSA

Respondents were asked how they learned about the program they attended:

- Most learned through the ALA Online Program
- While the second leading method was colleagues, 77% of respondents who provided this answer attended the preconference session
- Listserves were the third most common method
- Other was a common answer
- The STARS Facebook page and event website were the least common methods for learning about programs; only one respondent indicated this method (Facebook)

How did you learn about this program

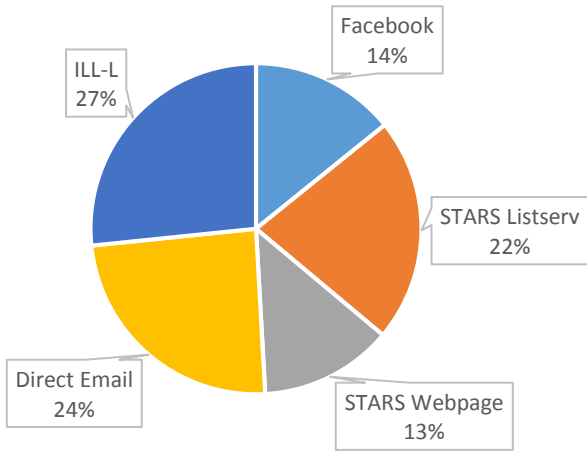


- Listserv
- ALA Online Program
- ALA Print Program
- STARS Facebook
- STARS Events Website
- Email
- Colleagues
- Other

When asked how they preferred to be notified of events, respondents indicated:

- ILL-L: 27%
- Direct Email: 24%
- STARS Listserv: 22%
- Facebook: 14%
- STARS Webpage: 13%

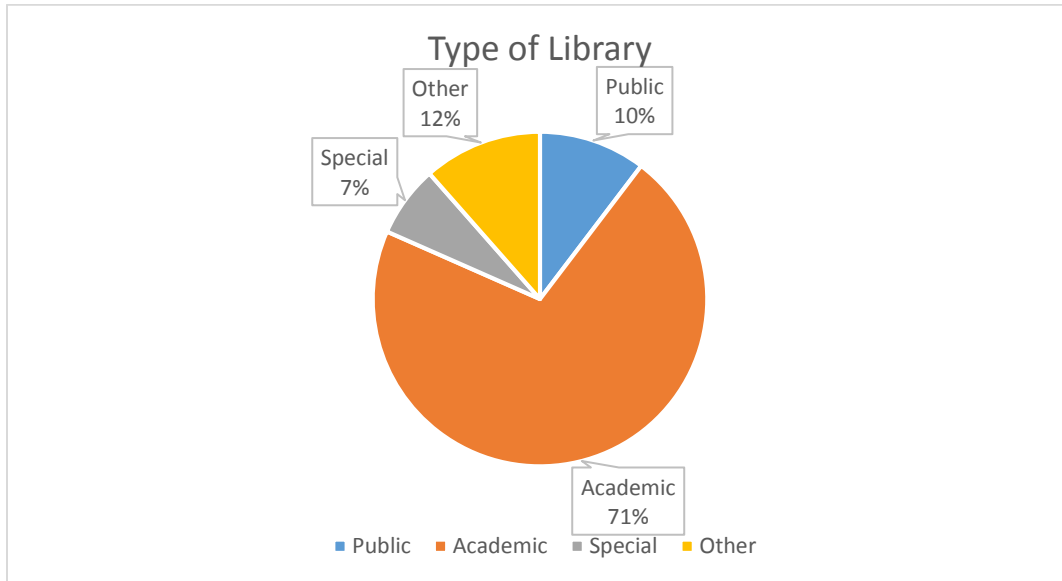
Information venue



- Facebook
- STARS Listserv
- STARS Webpage
- Direct Email
- ILL-L

Respondents were asked to indicate the type of library in which they work:

- 71% of respondents work in an academic library
- 12% of respondents selected “other”
 - Most common specifications were: state/federal library, medical library, vendor
- 10% of respondents work in a public library
- 7% of respondents work in a special library



Respondents were also asked to indicate their current position:

- 67% indicated they are librarians
- 12% indicated they are non-librarian professionals
- 9% indicated they are paraprofessionals
- 9% indicated other
- 2% indicated they are clerical staff
- 1% indicated they are student

